



ARKANSAS BASEBALL

ArkansasRazorbacks.com ||| @RazorbackBSB ||| Communications Contact: Oliver Grigg (ogrigg@uark.edu)

2022 SCHEDULE & RESULTS

FEBRUARY

18	ILLINOIS STATE	SECN+	L, 3-2
19	ILLINOIS STATE	SECN+	W, 5-1
20	ILLINOIS STATE	SECN+	W, 4-2
25	vs. Indiana ^	FloBaseball	W, 5-2
27	vs. #6 Stanford ^	FloBaseball	L, 5-0
27	vs. Louisiana ^	FloBaseball	W, 6-4

MARCH

2	OMAHA	SECN+	W, 15-3
4	SOUTHEASTERN	SECN+	L, 7-3
5	SOUTHEASTERN [DH-1]	SECN+	W, 4-2
5	SOUTHEASTERN [DH-2]	SECN+	W, 11-1 (8)
10	UIC [DH-1]	SECN+	W, 12-4
10	UIC [DH-2]	SECN+	W, 5-4
12	UIC	SECN+	W, 10-1
13	UIC	SECN+	W, 10-8
15	GRAMBLING	SECN+	W, 14-1 (8)
16	GRAMBLING	SECN+	W, 13-3 (8)
18	KENTUCKY *	SECN+	W, 6-2
19	KENTUCKY *	SECN+	W, 9-3
20	KENTUCKY *	SECN+	W, 3-1
23	vs. Omaha &	YurView	Canceled
25	at Missouri *	SECN+	W, 7-5
26	at Missouri *	SECN	L, 7-5
27	at Missouri *	SECN+	W, 6-4
29	LITTLE ROCK	SECN+	W, 16-8
30	LITTLE ROCK	SECN+	Canceled

APRIL

1	MISSISSIPPI STATE *	SECN	W, 8-1
2	MISSISSIPPI STATE *	SECN+	W, 12-5
3	MISSISSIPPI STATE *	SECN+	L, 5-3
5	UCA	SECN+	W, 21-9
7	at Florida *	SECN	W, 8-1
8	at Florida *	SECN+	L, 7-2
9	at Florida *	SECN+	Noon
12	UAPB	SECN+	6:30 p.m.
13	UAPB	SECN+	4 p.m.
14	LSU *	SECN+	6:30 p.m.
15	LSU *	SECN	6 p.m.
16	LSU *	SECN+	2 p.m.
19	ARKANSAS STATE	SECN+	6:30 p.m.
20	ARKANSAS STATE	SECN+	4 p.m.
22	at Texas A&M *	SECN	7:30 p.m.
23	at Texas A&M *	SECN+	2 p.m.
24	at Texas A&M *	SECN+	1 p.m.
26	UCA %		6 p.m.
29	OLE MISS *	SECN+	6:30 p.m.
30	OLE MISS *	ESPN2	7 p.m.

MAY

1	OLE MISS *	ESPN2	1 p.m.
3	MISSOURI STATE	SECN+	6:30 p.m.
6	at Auburn *	SECN+	6 p.m.
7	at Auburn *	SECN	4:30 p.m.
8	at Auburn *	SECN+	1 p.m.
13	VANDERBILT *	SECN+	6:30 p.m.
14	VANDERBILT *	SECN+	6:30 p.m.
15	VANDERBILT *	SECN+	2 p.m.
19	at Alabama *	SECN+	6 p.m.
20	at Alabama *	SECN+	6 p.m.
21	at Alabama *	SECN+	1 p.m.

All times Central; Home game in BOLD

* - SEC opponent

^ - Karbach Round Rock Classic (Dell Diamond in Round Rock, Texas)
& - Game played at Kauffman Stadium in Kansas City, Mo.

% - Game played at Dickey-Stephens Park in North Little Rock, Ark.

GAME 30 ||| #2 ARKANSAS vs. FLORIDA ||| APRIL 9

FLORIDA BALLPARK (GAINESVILLE, FLA.)



23-6
8-3 SEC

ARKANSAS RAZORBACKS

In the Polls.....3 (BA) | 3 (CB) | 2 (D1Baseball)
.....2 (NCBWA) | 4 (PG) | 2 (USA Today)
Head Coach.....Dave Van Horn
Career Record.....1,358-648 (34th season)
Record at Arkansas.....773-408 (20th season)



20-11
4-7 SEC

FLORIDA GATORS

In the Polls.....NR (BA) | NR (CB) | NR (D1Baseball)
.....23 (NCBWA) | NR (PG) | 22 (USA Today)
Head Coach.....Kevin O'Sullivan
Career Record.....605-289 (15th season)
Record at Florida.....Same

ON THE BUMP

Arkansas RHP Jaxon Wiggins (4-0, 3.69 ERA)

vs.

Florida RHP Brandon Neely (1-0, 4.19 ERA)

LEADING OFF

ANOTHER SHOT AT SERIES W

- Arkansas gets a second opportunity to clinch its SEC-leading 14th consecutive series win on Saturday afternoon.
- First pitch in the series finale between the Razorbacks and Gators is set for noon CT on SEC Network+ with Mick Hubert (play-by-play) and Nick Belmonte (analyst) on the call.

STILL STREAKING

- Arkansas boasts the league's longest active consecutive series win streak (13) as well as the SEC's second-longest consecutive away series win streak (6).
- The Razorbacks also own the SEC's longest consecutive home series win streak (10).
- Vanderbilt (2012-14) and Florida (2017-18) share the record for most consecutive SEC series wins (15).

ROAD HOGS

- The Hogs have won six consecutive SEC road series and are 9-2 in their last 11 SEC road series.
- Including Friday night's 8-1 win over the Gators, Arkansas has won the opening game of its last nine SEC road series.
- With a win in Sunday's series finale at Florida Ballpark, Arkansas can clinch its first series win in Gainesville since the 2012 campaign.

SOOIEVILLE SLUGGERS

- Arkansas has belted 45 home runs through 29 games this year.
- OF Braydon Webb has slugged a team-leading eight homers to pace the Razorbacks this season.
- The Hogs hit a nation-best 109 homers in 63 games last year, setting a single-season program record in the process.
- Six Hogs posted double-digit homer totals in 2021, including INF Robert Moore (team-high 16), OF Brady Slavens (14) and INF Cayden Wallace (14).

NATIONALLY SPEAKING

- Arkansas entered this weekend's action ranked 13th nationally in strikeouts per nine innings (11.0), 14th in hits allowed per nine innings (7.3), 16th in WHIP (1.21) and 18th in earned run average (3.57).
- Defensively, Arkansas has been superb with a .985 fielding percentage, which tops the SEC and is fourth nationally.

TAKE A BOW, DYLAN LEACH

- C Dylan Leach became only the second Razorback since 1994 to hit for the cycle, going 5-for-5 with two home runs (one from each side of the batter's box) and five RBI in Arkansas' wild 21-9 win over UCA on Tuesday night.
- Moore also hit for the cycle last year in a midweek game against UCA.



Junior infielder **Robert Moore** is a consensus preseason All-American entering the 2022 campaign and one of the top college prospects ahead of the 2022 MLB Draft.

MOORE OF THE SAME

- INF Robert Moore, one of the best college baseball players in the country last year, is expected to do more of the same in 2022.
- Moore slashed .283/.384/.558 with a team-leading 16 home runs and 53 RBI in 2021, his first full season with the Razorbacks.
- The Leawood, Kan., native established himself as one of college baseball's premier middle infielders, earning All-SEC, Newcomer All-SEC and SEC All-Defensive praise after the year.
- Moore became the first Razorback in program history to earn Freshman All-America status in multiple seasons, landing on Baseball America's Freshman All-America Team in 2021 after he was named to Collegiate Baseball's Freshman All-America Team in 2020.
- The switch-hitting infielder enters 2022 as a consensus preseason All-American as well as a watch list honoree for the Golden Spikes Award, mostly recently won by Arkansas RHP Kevin Kopps.
- MLB scouts and talent evaluators will have their eyes on Moore all season long. Baseball America ranks him as the No. 8 overall college prospect for the 2022 MLB Draft as well as the second-best second baseman among all college prospects.
- D1Baseball ranks Moore as the No. 10 college prospect and the second-best collegiate second baseman ahead of the 2022 draft.

NEW NUMBER, SAME JB

- One of the nation's top shortstops a year ago, INF Jalen Battles opted to not sign during the 2021 MLB Draft and return to Arkansas.
- Battles, a native of San Antonio, Texas, slashed .269/.371/.407 with six homers and 43 RBI in 2021, his first season at Arkansas after transferring from McLennan Community College in Waco, Texas.
- He hit .538 with seven base knocks, including a double and a homer, five RBI and five runs scored in the 2021 SEC Tournament to earn MVP honors and help Arkansas win its first SEC Tournament title.
- The slick-handed infielder, who wore No. 4 in 2021, now sports the highly sought-after No. 2, which previously belonged to Arkansas head baseball coach Dave Van Horn.
- Van Horn wore the number as a player at Arkansas in 1982 and had donned it since his first season at the helm of his alma mater in 2003. The Razorback skipper, however, struck a deal with Battles that allowed him to don the number if he returned to Arkansas for his senior year in 2022.

TURNER TIME

- C/INF Michael Turner, one of two graduate transfers to join the Hogs this offseason, is in his first year at Arkansas after spending the initial four seasons of his collegiate career at Kent State (2018-21).
- The Warren, Ohio, native earned All-MAC honors in 2019 after hitting .369/.448/.539 with four homers and 42 RBI while posting a .982 fielding percentage and throwing out 12 attempted base stealers.
- Over his four seasons at Kent State, Turner slashed .322/.413/.481 with 11 homers and 88 RBI in 118 games with 107 starts.

LANZO

- Like Turner, OF Chris Lanzilli is in his first year at Arkansas after joining the program as a graduate transfer from Wake Forest, where he spent the first four seasons of his career (2018-21).
- The Stoneham, Mass., native appeared in 170 games with 166 starts while at Wake Forest, finishing his career with a .298 batting average and 195 hits, 147 RBI, 42 home runs, 46 doubles and 76 walks.
- Lanzilli's 46 career homers are the fifth-most home runs among all active Division I college baseball players.

THE LOUISIANIMAL

- INF Peyton Stovall is one of the Razorbacks' highly touted newcomers garnering a ton of preseason hype.
- The Haughton, La., native was a projected first-round pick in the 2021 MLB Draft before he withdrew his name in order to attend Arkansas.
- Stovall was picked as the Preseason SEC Freshman of the Year by both D1Baseball and Baseball America.

CAPTAIN CAYDEN

- Voted a team captain as a sophomore by his teammates, INF/OF Cayden Wallace's value to Arkansas cannot be overstated.
- The Greenbrier, Ark., native burst onto the scene as a true freshman in 2021, becoming the 24th Razorback in program history to earn Freshman All-America status after slashing .279/.369/.500 with 14 homers and 44 RBI on the year.
- The young slugger's 14 homers matched OF Heston Kjerstad's mark (14) for the Arkansas freshman record for home runs in a season as he helped the Razorbacks hit a school-record 109 home runs in 2021.
- Wallace enters 2022 as a preseason All-SEC Second Team honoree at third as well as a watch list honoree for the Golden Spikes Award.



Infielder **Cayden Wallace**, a draft-eligible sophomore, slashed .279/.369/.500 with 14 homers and 44 RBI as a true freshman during the 2021 season.



Senior pitcher **Connor Noland**, a former quarterback for the Arkansas football team, has shown he has what it takes to be the Razorbacks' Friday night starter.

QB1 = SP1

- SP Connor Noland has displayed ace-like qualities through his seven starts on the mound this season.
- The Hogs' Friday night starter owns a 5-1 record with a team-leading 2.61 ERA in 48.1 innings, striking out 60 batters to just 10 walks.
- Noland has logged a team-best five quality starts on the year, most recently spinning a seven-inning, seven-strikeout masterpiece on the road against Florida (April 7).
- In 2019, Noland was named a Freshman All-American by Perfect Game and earned a spot on the SEC All-Freshman Team after making 19 starts and going 3-5 with a 4.02 ERA in 78.1 innings of work.
- Noland, a native of Greenwood, Ark., began his career at Arkansas as a quarterback on the Razorback football team. He played in four games with one start as a true freshman during the 2018 season, completing 21-of-42 passes for 255 yards and a touchdown.

THE YOUNG ONE

- SP Hagen Smith, Arkansas' youngest player as an 18-year-old true freshman, joins the Razorbacks' starting rotation this season.
- The heralded left-hander posted jaw-dropping numbers as a senior at Bullard High School in Bullard, Texas, going 11-0 with a 0.19 ERA and 168 strikeouts in 73.0 innings during his senior year. He walked 26 while allowing only seven hits and two runs all season.
- Smith tied a state record with seven no-hitters as he was named an All-American by both Baseball America and Perfect Game.

GETTING WIGGY WITH IT

- SP Jaxon Wiggins slides into the Razorbacks' rotation this season after emerging as a valuable arm as a true freshman in 2021.
- The Roland, Okla., native made 17 appearances, including four starts, last season, posting a 3-1 record with a 5.09 ERA and 28 strikeouts in 23.0 innings pitched.
- His four saves were second most on the Razorbacks behind only RHP Kevin Kopps (11), the 2021 Golden Spikes Award winner.
- Wiggins has quickly established himself as one of the hardest throwers in all of college baseball. According to D1Baseball, the right-hander has thrown the fourth-hardest pitch (97) this season.
- The right-hander is currently ranked No. 6 on D1Baseball's list of the top-100 college prospects for the 2023 MLB Draft.

FUTURE PROHOGS?

- Five Razorbacks are included in D1Baseball's most recent list of the top-250 college prospects for the 2022 MLB Draft.

D1 Rank	Player	Position
10	Robert Moore	INF
14	Cayden Wallace	3B/OF
22	Peyton Pallette	RHP
95	Brady Slavens	OF/1B
114	Jalen Battles	SS

- Three Arkansas standouts are included in Baseball America's most recent list of the top-50 college prospects for the 2022 MLB Draft.

BA Rank	Player	Position
5	Peyton Pallette	RHP
8	Robert Moore	INF
12	Cayden Wallace	3B/OF

O CAPTAIN! MY CAPTAIN!

- Arkansas' three team captains, as voted on by their teammates, are OF Zack Gregory, RHP Zebulon Vermillion and INF/OF Cayden Wallace.

J.B. & JOHNELLE HUNT FAMILY BASEBALL DEVELOPMENT CENTER

- The J.B. & Johnelle Hunt Family Baseball Development Center is a 49,000-square foot baseball performance facility, providing student-athletes with an expanded locker room, team meeting room, strength & conditioning center, training room, nutrition center, pitching development center and an in-venue batting tunnel.
- The one-of-a-kind facility sits in the right-field corner of Baum-Walker Stadium, connecting with the west concourse and providing new premium seating areas for games. It also includes a tunnel to connect the facility to the first-base dugout.
- The Norm DeBriyn Champions Lobby features historical displays and interactive content showcasing the history of Razorback baseball.
- The \$27 million facility was funded entirely by athletic revenues, gifts and bond proceeds from a bond issue. No university funds, state funds or student fees were required to complete the project. The facility was approved for construction in June 2019 by the University of Arkansas Board of Trustees.



The \$27 million, 49,000-square foot **J.B. & Johnelle Hunt Family Baseball Development Center** is the only one of its kind in all of college baseball.



SERIES HISTORY

INSIDE THE SERIES (SINCE 1960): FLORIDA

Overall Series Record: 36-33

Record in Fayetteville, Ark.: 16-11

Record in Gainesville, Fla.: 13-19

Record at Neutral Sites: 7-3

IN THE DVH ERA (2003-PRESENT): FLORIDA

Overall Series Record: 29-21

Record in Fayetteville, Ark.: 13-5

Record in Gainesville, Fla.: 10-13

Record at Neutral Sites: 6-3

Previous 43 meetings

DATE	SITE	W/L	SCORE
3/17/06	Gainesville, Fla.	L	6-3
3/18/06	Gainesville, Fla.	W	4-2
3/19/06	Gainesville, Fla.	L	8-7
4/14/07	Fayetteville, Ark.	W	14-3
4/14/07	Fayetteville, Ark.	W	7-1
4/15/07	Fayetteville, Ark.	W	10-7
4/11/08	Gainesville, Fla.	W	2-1
4/12/08	Gainesville, Fla.	L	6-1
4/13/08	Gainesville, Fla.	W	10-4
3/13/09	Fayetteville, Ark.	W	11-4
3/14/09	Fayetteville, Ark.	W	8-4
3/15/09	Fayetteville, Ark.	W	4-2
5/20/09	Hoover, Ala.!	W	8-5
5/22/09	Hoover, Ala.!	W	10-7
4/23/10	Gainesville, Fla.	W	8-3
4/24/10	Gainesville, Fla.	L	8-2
4/25/10	Gainesville, Fla.	L	2-1
5/27/10	Hoover, Ala.!	L	5-4
5/5/11	Fayetteville, Ark.	W	4-3
5/6/11	Fayetteville, Ark.	W	5-3
5/7/11	Fayetteville, Ark.	L	5-3
4/27/12	Gainesville, Fla.	L	3-2
4/28/12	Gainesville, Fla.	W	5-1
4/29/12	Gainesville, Fla.	W	3-1 (10)
4/14/14	Gainesville, Fla.	L	2-1
4/15/14	Gainesville, Fla.	L	1-0
3/16/14	Gainesville, Fla.	W	9-3
5/20/15	Hoover, Ala.!	W	7-6
5/22/15	Hoover, Ala.!	L	10-0
4/14/16	Fayetteville, Ark.	L	12-8
4/15/16	Fayetteville, Ark.	L	9-2
4/16/16	Fayetteville, Ark.	L	8-2
5/27/17	Hoover, Ala.!	W	16-0 (7)
3/23/18	Gainesville, Fla.	W	6-3
3/24/18	Gainesville, Fla.	L	17-2
3/25/18	Gainesville, Fla.	L	5-4
5/25/18	Hoover, Ala.!	W	8-2
6/22/18	Omaha, Neb.+	W	5-2
5/20/21	Fayetteville, Ark.	W	6-1
5/21/21	Fayetteville, Ark.	W	4-3
5/22/21	Fayetteville, Ark.	W	9-3
4/7/22	Gainesville, Fla.	W	8-1
4/8/22	Gainesville, Fla.	L	7-2

HONORED HOGS

Robert Moore

Consensus Preseason All-American (2B)

- Baseball America: Second Team
- Collegiate Baseball: Second Team
- D1Baseball: Second Team
- NCBWA: Second Team
- Perfect Game: Third Team

Preseason All-SEC First Team (2B)

USA Baseball Golden Spikes Award Preseason Watch List

Connor Noland

USA Baseball Golden Spikes Award Midseason Watch List

Peyton Palette

Perfect Game Preseason All-American (Third Team, SP)

Kole Ramage

Karbach Round Rock Classic All-Tournament Team

Brady Slavens

Preseason All-SEC Second Team (OF)

Peyton Stovall

Baseball America Preseason SEC Freshman of the Year

Baseball America Preseason All-American (Third Team, 1B)

D1Baseball Preseason SEC Freshman of the Year

Michael Turner

Buster Posey National Collegiate Catcher of the Year Award Watch List

Cayden Wallace

Preseason All-SEC Second Team (3B)

USA Baseball Golden Spikes Award Preseason Watch List

Karbach Round Rock Classic All-Tournament Team

SEC Co-Player of the Week (March 14)

Collegiate Baseball Newspaper National Player of the Week (March 14)

Jaxon Wiggins

Baseball America Preseason All-American (Third Team, SP)

WEEK 8

SOUTHEASTERN CONFERENCE

APRIL 9

EASTERN DIVISION

	SEC	Pct.	GB	All	Pct.	Home	Away	Neutral	Div.	Top 25	Top 10	L10	Streak
Tennessee	10-0	1.000	-	29-1	.967	21-0	6-0	2-1	7-0	6-1	6-1	10-0	W21
Georgia	7-3	.700	3.0	23-7	.767	17-2	3-4	3-1	5-2	6-3	1-2	7-3	W1
Vanderbilt	4-6	.400	6.0	21-8	.724	14-5	5-3	2-0	4-5	1-6	1-5	4-6	L1
Florida	4-7	.364	6.5	20-11	.645	13-6	6-5	1-0	0-3	6-9	2-1	4-6	W1
Kentucky	4-7	.364	6.5	19-12	.613	15-7	4-5	0-0	2-1	5-7	5-7	5-5	W1
Missouri	3-7	.300	7.0	18-9	.667	9-4	7-5	2-0	2-5	1-7	1-6	6-4	L1
South Carolina	3-7	.300	7.0	14-15	.483	11-7	1-7	2-1	3-7	5-6	4-6	4-6	L1

WESTERN DIVISION

	SEC	Pct.	GB	All	Pct.	Home	Away	Neutral	Div.	Top 25	Top 10	L10	Streak
Arkansas	8-3	.727	-	23-6	.793	18-3	3-2	2-1	2-1	1-2	0-1	7-3	L1
Auburn	6-4	.600	1.5	21-9	.700	12-6	5-2	4-1	5-4	5-3	3-2	7-3	W3
Alabama	5-5	.500	2.5	19-12	.613	17-5	2-7	0-0	4-3	2-5	2-5	6-4	W4
LSU	5-5	.500	2.5	21-9	.700	17-5	3-2	1-2	3-4	2-3	2-2	6-4	W2
Texas A&M	5-6	.455	3.0	18-12	.600	12-7	5-3	1-2	4-5	4-1	4-1	5-5	L1
Ole Miss	4-6	.400	3.5	19-10	.655	13-5	6-4	0-1	2-2	0-4	0-3	4-6	L2
Mississippi State	4-6	.400	3.5	18-13	.581	13-5	4-6	1-2	3-4	4-8	2-4	6-4	L1

SCHEDULE (ALL TIMES EASTERN)

Tuesday, April 5

at #22 Florida 13, Florida A&M 3

at Clemson 4, #10 Georgia 3

at #1 Tennessee 5, Lipscomb 1

at Alabama 10, Samford 1

at #2 Arkansas 21, Central Arkansas 9

#18 Auburn 6, at UAB 4

#18 Southern Miss 10, #6 Ole Miss 7 (Pearl, Miss.)

at Mississippi State 13, UT Martin 2 (7 inn.)

at #6 Vanderbilt 12, Austin Peay 2

at #16 LSU 16, Grambling 3 (7 inn.)

at Texas A&M 8, #8 Texas State 4

#4 Louisville at Kentucky - postponed

Wednesday, April 6

South Carolina 15, #20 North Carolina 2 (Charlotte, N.C.)

at Missouri 15, Kansas 2

Thursday, April 7

***#2 Arkansas 8, at #22 Florida 1**

*at Texas A&M 3, Kentucky 2 (11 inn.)

Friday, April 8

***at #22 Florida 7, #2 Arkansas 2**

*at #1 Tennessee 8, Missouri 3

*at #18 Auburn 5, #6 Vanderbilt 1

*#10 Georgia 3, at South Carolina 2

*Alabama 7, at #6 Ole Miss 4

*Kentucky 7, at Texas A&M 3

*#16 LSU 5, at Mississippi State 2

Saturday, April 9

*Alabama at #6 Ole Miss - 3 p.m. (SECN+)

***#2 Arkansas at #22 Florida - 1 p.m. (SECN+)**

*#16 LSU at Mississippi State - 3 p.m. (SECN+)

*#10 Georgia at South Carolina - 4 p.m. (SECN+)

*Kentucky at Texas A&M - 4 p.m. (SECN)

*#6 Vanderbilt at #18 Auburn - 5 p.m. (SECN+)

*Missouri at #1 Tennessee - 7 p.m. (SECN)

Sunday, April 10

*#10 Georgia at South Carolina - 12 p.m. (SECN)

*Missouri at #1 Tennessee - 1 p.m. (SECN+)

*#6 Vanderbilt at #18 Auburn - 2 p.m. (SECN+)

*#16 LSU at Mississippi State - 2 p.m. (SECN+)

*Alabama at #6 Ole Miss - 3 p.m. (SECN)

Note: Rankings reflect highest among the six major polls.

* SEC game



Baseball America

April 4

- 1 Tennessee
- 2 Virginia
- 3 Arkansas**
- 4 Oklahoma State
- 5 Texas Tech
- 6 Oregon State
- 7 Ole Miss
- 8 Texas
- 9 Miami
- 10 Arizona
- 11 Louisville
- 12 Notre Dame
- 13 Florida State
- 14 Stanford
- 15 Gonzaga
- 16 Texas State
- 17 Georgia
- 18 UCLA
- 19 Vanderbilt
- 20 North Carolina
- 21 Dallas Baptist
- 22 Southern Miss
- 23 Oregon
- 24 Maryland
- 25 Auburn

D1Baseball

April 4

- 1 Tennessee
- 2 Arkansas**
- 3 Virginia
- 4 Texas Tech
- 5 Oregon State
- 6 Oklahoma State
- 7 Texas
- 8 Miami
- 9 Ole Miss
- 10 Texas State
- 11 Arizona
- 12 Louisville
- 13 Notre Dame
- 14 Georgia
- 15 UCLA
- 16 Vanderbilt
- 17 Gonzaga
- 18 Southern Miss
- 19 LSU
- 20 Florida State
- 21 NC State
- 22 North Carolina
- 23 TCU
- 24 Dallas Baptist
- 25 Connecticut

Perfect Game

April 4

- 1 Tennessee
- 2 Virginia
- 3 Texas Tech
- 4 Arkansas**
- 5 Oklahoma State
- 6 Notre Dame
- 7 Oregon State
- 8 Miami
- 9 Texas
- 10 Ole Miss
- 11 Vanderbilt
- 12 Louisville
- 13 Arizona
- 14 Texas State
- 15 Gonzaga
- 16 Florida State
- 17 Georgia
- 18 UCLA
- 19 TCU
- 20 Southern Miss
- 21 Connecticut
- 22 LSU
- 23 Virginia Tech
- 24 Oregon
- 25 Dallas Baptist

USA Today Coaches

April 4

- 1 Tennessee
- 2 Arkansas**
- 3 Virginia
- 4 Texas Tech
- 5 Oregon State
- 6 Texas
- 7 Oklahoma State
- 8 Ole Miss
- 9 Arizona
- 10 Georgia
- 11 Miami
- 12 Vanderbilt
- 13 Notre Dame
- 14 Louisville
- 15 Texas State
- 16 LSU
- 17 UCLA
- 18 Gonzaga
- 19 Florida State
- 20 North Carolina
- 21 TCU
- 22 Florida
- 23 Maryland
- 24 Southern Miss
- 25 NC State

Collegiate Baseball

April 4

- 1 Tennessee
- 2 Virginia
- 3 Arkansas**
- 4 Louisville
- 5 Texas Tech
- 6 Vanderbilt
- 7 Miami
- 8 Texas State
- 9 Arizona
- 10 Oklahoma State
- 11 Texas
- 12 UCLA
- 13 Georgia
- 14 Ole Miss
- 15 Notre Dame
- 16 Stanford
- 17 Cal Poly
- 18 Auburn
- 19 Oregon State
- 20 NC State
- 21 Oregon
- 22 North Carolina
- 23 LSU
- 24 UC Santa Barbara
- 25 Ball State
- 26 San Diego
- 27 Southern Miss
- 28 Gonzaga
- 29 Old Dominion
- 30 UNLV

NCBWA

April 4

- 1 Tennessee
- 2 Arkansas**
- 3 Virginia
- 4 Texas Tech
- 5 Oregon State
- 6 Ole Miss
- 7 Oklahoma State
- 8 Texas
- 9 Arizona
- 10 Vanderbilt
- 11 Georgia
- 12 Miami
- 13 Notre Dame
- 14 Texas State
- 15 Louisville
- 16 LSU
- 17 Gonzaga
- 18 TCU
- 19 UCLA
- 20 Florida State
- 21 North Carolina
- 22 Stanford
- 23 Florida
- 24 Maryland
- 25 Connecticut
- 26 Southern Miss
- 27 Dallas Baptist
- 28 Georgia Tech
- 29 NC State
- 30 Oregon

ARKANSAS IN THE POLLS

	BA	D1Baseball	PG	USA Today	CB	NCBWA
Preseason	8	2	8	4	20	4
Feb. 21	9	2	9	--	23	3
Feb. 28	10	3	11	6	20	7
March 7	9	3	11	7	20	5
March 14	7	3	10	4	18	4
March 21	6	3	6	4	5	2
March 28	4	2	6	2	4	2
April 4	3	2	4	2	3	2
April 11	--	--	--	--	--	--
April 18	--	--	--	--	--	--
April 25	--	--	--	--	--	--
May 2	--	--	--	--	--	--
May 9	--	--	--	--	--	--
May 16	--	--	--	--	--	--
May 23	--	--	--	--	--	--
May 30	--	--	--	--	--	--
Final	--	--	--	--	--	--

D1 - D1Baseball.com

BA - Baseball America

USA TODAY - USA Today Coaches Poll

PG - Perfect Game

CB - Collegiate Baseball Newspaper

NCBWA - National Collegiate Baseball Writers Association



PERSONAL

Born: Sept. 17, 1960
 Hometown: Kansas City, Mo.
 Alma Mater: Arkansas (1988)
 Masters of Science: East Texas State University (1992)
 Wife: Karen
 Children: Hollan, Mariel
 Named Head Coach at Arkansas: June 21, 2002

PLAYING HISTORY

1982-84 Atlanta Braves Organization
 1982 MLB Draft: 10th Round (Atlanta Braves)
 1982 Arkansas
 1981 MLB Draft: 10th Round (Chicago White Sox)
 1980-81 McLennan Community College

COACHING HONORS

2021 SEC Coach of the Year
 2004 SEC Coach of the Year
 2001 Baseball America National Coach of the Year
 2001 BIG 12 Coach of the Year
 2001 ABCA Midwest Region Coach of the Year
 2000 ABCA Midwest Region Coach of the Year
 1997 Southland Coach of the Year
 1995 Southland Coach of the Year
 1994 NCAA Division II Coach of the Year
 1994 ABCA Central Region Coach of the Year

HALL OF FAME

2019 Arkansas Sports Hall of Fame
 2013 Winnetonka High School Hall of Fame
 2012 Ban Johnson League Hall of Fame
 2001 Central Missouri State Hall of Fame

VAN HORN'S CAREER NUMBERS

Year	School	Record	Pct.	Conf.	Place	Tourn.	NCAA
1989	Texarkana CC	39-18	.684	NA	NA	NA	--
1990	Texarkana CC	44-14	.759	NA	NA	NA	--
1991	Texarkana CC	45-12	.789	NA	NA	NA	--
1992	Texarkana CC	48-10	.827	NA	1st	NA	--
1993	Texarkana CC	38-18	.678	NA	NA	NA	--
	<i>Totals</i>	<i>214-72</i>	<i>.748</i>	--	--	--	--
1994	Central Missouri State	51-11	.823	15-1	1st (Div.)	1st (4-1)	NCAA DII Champs
	<i>Totals</i>	<i>51-11</i>	<i>.823</i>	<i>15-1</i>	--	<i>1 (4-1)</i>	--
1995	Northwestern State	37-15	.711	19-5	1st	DNP (0-2)	--
1996	Northwestern State	34-27	.557	14-16	2nd (Div.)	2nd (3-2)	--
1997	Northwestern State	35-23	.603	19-9	1st	DNP (0-2)	--
	<i>Totals</i>	<i>106-65</i>	<i>.620</i>	<i>52-30</i>	--	<i>3 (3-6)</i>	--
1998	Nebraska	24-20	.545	10-13	7th	DNQ	DNQ
1999	Nebraska	42-18	.700	16-9	5th	1st (4-0)	NCAA (1-2)
2000	Nebraska	51-17	.750	21-9	2nd	1st (5-1)	NCAA (4-2)
2001	Nebraska	50-16	.758	20-8	1st	1st (4-0)	CWS (5-2)
2002	Nebraska	47-21	.691	16-11	2nd	2nd (3-1)	CWS (5-3)
	<i>Totals</i>	<i>214-92</i>	<i>.699</i>	<i>67-39</i>	--	<i>4 (16-2)</i>	<i>4 (15-9)</i>
2003	Arkansas	35-22	.612	14-16	6th West	T-7th (0-2)	NCAA (1-2)
2004	Arkansas	45-24	.652	19-11	T-1st Overall	4th (2-2)	CWS (6-3)
2005	Arkansas	39-22	.636	13-17	T-5th West	T-7th (0-2)	NCAA (2-2)
2006	Arkansas	39-21	.650	18-12	2nd West	T-7th (0-2)	NCAA (1-2)
2007	Arkansas	43-21	.672	18-12	1st West	2nd (3-1)	NCAA (2-2)
2008	Arkansas	34-24	.586	14-15	4th West	DNQ	NCAA (0-2)
2009	Arkansas	41-24	.631	14-15	4th West	4th (2-2)	CWS (7-2)
2010	Arkansas	43-21	.672	18-12	2nd West	T-7th (0-2)	NCAA (3-3)
2011	Arkansas	40-22	.645	15-15	1st West	T-3rd (2-2)	NCAA (2-2)
2012	Arkansas	46-22	.676	16-14	T-2nd West	T-9th (0-2)	CWS (7-3)
2013	Arkansas	39-22	.639	18-11	2nd West	T-3rd (2-1)	NCAA (2-2)
2014	Arkansas	40-25	.615	16-14	4th West	T-3rd (3-2)	NCAA (2-2)
2015	Arkansas	40-25	.615	17-12	3rd West	T-5th (2-2)	CWS (5-3)
2016	Arkansas	26-29	.473	7-23	7th West	DNQ	DNQ
2017	Arkansas	45-19	.703	18-11	2nd West	2nd (3-2)	NCAA (3-2)
2018	Arkansas	48-21	.696	18-12	T-1st West	T-3rd (2-1)	CWS Runner-Up (9-3)
2019	Arkansas	46-20	.697	20-10	T-1st West	T-5th (1-2)	CWS (5-3)
2020	Arkansas	11-5	.688	--	--	--	--
2021	Arkansas	50-13	.807	22-8	1st Overall	1st (4-0)	NCAA (4-3)
2022	Arkansas	23-6	.793	8-3	--	--	--
	<i>Totals</i>	<i>773-408</i>	<i>.655</i>	<i>303-243</i>	--	<i>16 (26-27)</i>	<i>17 (61-42)</i>
CAREER TOTALS		1,358-648	.677	437-313	--	49-36 (.577)	76-50 (.603)

Dave Van Horn, the 2004 and 2021 SEC Coach of the Year, enters his 20th season at the helm of the Arkansas baseball program in 2022. In his 20 seasons as Head Hog, Van Horn has elevated Arkansas into one of the nation's premier teams. Van Horn has led the Razorbacks to six College World Series appearances, 17 NCAA Tournament berths, two SEC overall titles, six SEC Western Division championships, one SEC Tournament title and a total of 773 wins and counting.

Since returning to his alma mater in 2003 to take over for retiring legendary Arkansas head baseball coach Norm DeBriyn, Van Horn has continued to successfully field nationally competitive teams while grooming two Golden Spikes Award and Dick Howser Trophy winners in Andrew Benintendi and Kevin Kopps as well as numerous All-Americans, all-conference performers and future professional baseball players. Under his watch, 34 Hogs have been named All-Americans, 41 as All-SEC players and 120 have been picked in the MLB Draft. Those 120 draft picks are third most among all active head coaches in the SEC.


Van Horn, who is the second-winningest coach in Arkansas history, has 303 career SEC wins to his name and is one of only five head coaches in college baseball history, along with Mississippi State/Georgia's Ron Polk (453), Ole Miss' Mike Bianco (331), LSU's Skip Bertman (328) and Vanderbilt's Tim Corbin (310), with 300 or more SEC wins in their career.

Including his years at Nebraska, Northwestern State and Central Missouri State, Van Horn has racked up 1,144 wins at four-year institutions, sixth most among all active DI head coaches. He is also one of six active DI head coaches with 1,100 or more wins at four-year schools.

DVH AGAINST 2022 OPPONENTS

	W-L	Home	Away	Neutral
Alabama	34-25	19-8	13-14	2-3
Arkansas State	1-0	1-0	0-0	0-0
Auburn	33-22	17-10	15-12	1-0
Florida	29-21	13-5	10-13	6-3
Grambling	9-0	9-0	0-0	0-0
Illinois State	4-3	4-3	0-0	0-0
Indiana	1-0	0-0	0-0	1-0
Kentucky	29-13	16-5	13-8	0-0
Little Rock	3-1	3-1	0-0	0-0
Louisiana	1-0	0-0	0-0	1-0
LSU	24-42	13-17	10-17	1-8
Mississippi State	33-28	18-12	13-14	2-2
Missouri	14-4	7-2	7-2	0-0
Missouri State	20-9	11-7	9-2	0-0
Ole Miss	34-42	16-20	11-16	7-6
Omaha	1-0	1-0	0-0	0-0
Southeastern	2-1	2-1	0-0	0-0
Stanford	0-2	0-0	0-1	0-1
Texas A&M	18-14	10-5	7-9	1-0
UAPB	3-0	3-0	0-0	0-0
UCA	2-0	2-0	0-0	0-0
UIC	11-1	11-1	0-0	0-0
Vanderbilt	20-22	12-8	7-10	1-4


A THE ARKANSAS RAZORBACKS



ROBERT MOORE
Jr. • 5-9 • 170 • S/R
INF • Leawood, Kan.




JALEN BATTLES
Sr. • 6-2 • 210 • R/R
INF • San Antonio, Texas




ZACK GREGORY
R-Jr. • 5-10 • 190 • L/R
INF • Keller, Texas




JUDE PUTZ
Fr. • 6-0 • 170 • R/R
INF • Loch Lloyd, Mo.




KENDALL DIGGS
Fr. • 6-0 • 205 • L/R
INF • Olathe, Kan.



CAYDEN WALLACE
So. • 6-1 • 205 • R/R
INF/OF • Greenbrier, Ark.




JACE BOHROFEN
So. • 6-2 • 200 • L/R
OF • Oklahoma City, Okla.



DRAKE VARNADO
Fr. • 6-1 • 175 • R/R
INF • Port Neches, Texas



PEYTON STOVALL
Fr. • 5-11 • 190 • L/R
INF • Haughton, La.




MICHAEL TURNER
Grad. • 6-2 • 205 • L/R
C/INF • Warren, Ohio




CONNOR NOLAND
Sr. • 6-2 • 215 • R/R
RHP • Greenwood, Ark.



DYLAN LEACH
So. • 5-11 • 205 • S/R
C • Carthage, Texas




BRADY SLAVENS
Sr. • 6-3 • 205 • L/R
INF/OF • Olathe, Kan.



CHRIS LANZILLI
Grad. • 6-2 • 225 • R/R
INF/OF • Stoneham, Mass.



ELIJAH TREST
Sr. • 6-3 • 215 • L/R
RHP • White Oak, Texas



JAXON WIGGINS
So. • 6-6 • 225 • R/R
RHP • Roland, Okla.



BRAYDON WEBB
Grad. • 6-0 • 200 • R/R
RHP • McKinney, Texas



BRADY TYGART
Fr. • 6-2 • 200 • R/R
RHP • Hernando, Miss.




NICK MOTEN
Fr. • 6-1 • 210 • R/R
RHP • Florissant, Mo.




KOLE RAMAGE
R-Sr. • 6-1 • 205 • R/R
RHP • Southlake, Texas




AUSTIN LEDBETTER
Fr. • 6-1 • 190 • R/R
RHP • Bryant, Ark.




DYLAN CARTER
Jr. • 6-2 • 205 • R/R
RHP • Bentonville, Ark.




ZACK MORRIS
Jr. • 6-3 • 225 • L/L
LHP • Cabot, Ark.




HAGEN SMITH
Fr. • 6-3 • 215 • L/L
LHP • Bullard, Texas



NICK GRIFFIN
Fr. • 6-4 • 195 • R/R
LHP • Monticello, Ark.




VINCENT TRAPANI
Fr. • 6-1 • 225 • R/R
RHP • Eau Claire, Wisc.



PEYTON PALLETTE
So. • 6-1 • 180 • R/R
RHP • Benton, Ark.



JAKE FAHERTY
Fr. • 6-3 • 185 • R/R
RHP • Georgetown, Ky.




MARK ADAMIAK
R-So. • 6-4 • 230 • R/R
RHP • Shawnee, Kan.



EVAN TAYLOR
Sr. • 6-4 • 250 • L/L
LHP • Florence, Ala.




WILL McENTIRE
R-So. • 6-4 • 225 • R/R
RHP • Bryant, Ark.




MILLER PLEIMANN
R-Jr. • 6-4 • 200 • R/R
RHP • Fayetteville, Ark.




MAX SOLIZ JR.
Fr. • 6-5 • 220 • R/R
C/OF • Madison, Ala.



TYLER CACCIATORI
R-Fr. • 6-6 • 230 • R/R
RHP • Sheridan, Ark.



HESTON TOLE
So. • 6-6 • 220 • R/R
RHP • Wichita Falls, Texas



MATTHEW MAGRE
So. • 6-1 • 220 • L/L
LHP • Fayetteville, Ark.



GABRIEL STARKS
So. • 6-1 • 220 • R/R
RHP • Pine Bluff, Ark.



EVAN GRAY
R-So. • 6-4 • 205 • R/R
RHP • Swansea, Ill.



ISSAC BRACKEN
Grad. • 6-0 • 190 • R/R
RHP • Berthoud, Colo.




ZEBULON VERMILLION
R-Sr. • 6-4 • 240 • L/R
RHP • Prairie Village, Kan.



DAVE VAN HORN
Head Coach
20th Season



NATE THOMPSON
Assistant Coach
5th Season



MATT HOBBS
Assistant Coach
4th Season



BOBBY WERNES
Assistant Coach
2nd Season



CLAY GOODWIN
Director of Operations
15th Season





No.	Player	Pos.	B/T	Yr.	Ht.	Wt.	Hometown / High School / Previous School
1	Robert Moore	INF	S/R	Jr.	5-9	170	Leawood, Kan. / Shawnee Mission East HS
2	Jalen Battles	INF	R/R	Sr.	6-2	210	San Antonio, Texas / James Madison HS / McLennan CC
3	Zack Gregory	OF	L/R	R-Jr.	5-10	190	Keller, Texas / Timber Creek HS
4	Jude Putz	INF	R/R	Fr.	6-0	170	Loch Lloyd, Mo. / Bishop Miege HS
5	Kendall Diggs	INF	L/R	Fr.	6-0	205	Olathe, Kan. / Saint Thomas Aquinas HS
7	Cayden Wallace	INF/OF	R/R	So.	6-1	205	Greenbrier, Ark. / Greenbrier HS
8	Jace Bohrofen	OF	L/R	So.	6-2	200	Oklahoma City, Okla. / Westmoore HS / Oklahoma
9	Drake Varnado	INF/OF	R/R	Fr.	6-1	175	Port Neches, Texas / IMG Academy
10	Peyton Stovall	INF	L/R	Fr.	5-11	190	Haughton, La. / Haughton HS
12	Michael Turner	C/INF	L/R	Grad.	6-2	205	Warren, Ohio / Champion HS / Kent State
13	Connor Noland	RHP	R/R	Sr.	6-2	215	Greenwood, Ark. / Greenwood HS
15	Dylan Leach	C	S/R	So.	5-11	205	Carthage, Texas / Carthage HS
17	Brady Slavens	INF/OF	L/R	Sr.	6-3	205	Olathe, Kan. / Olathe Northwest HS / Wichita State / Johnson County CC
18	Chris Lanzilli	OF	R/R	Grad.	6-2	225	Stoneham, Mass. / Dexter HS / Wake Forest
20	Elijah Trest	RHP	L/R	Sr.	6-3	215	White Oak, Texas / White Oak HS
22	Jaxon Wiggins	RHP	R/R	So.	6-6	225	Roland, Okla. / Roland HS
24	Braydon Webb	OF	R/R	Grad.	6-0	200	McKinney, Texas / McKinney Boyd HS / Grayson CC
25	Brady Tygart	RHP	R/R	Fr.	6-2	200	Hernando, Miss. / Lewisburg HS
27	Nick Moten	RHP	R/R	Fr.	6-1	210	Florissant, Mo. / Westminster Christian Academy
28	Kole Ramage	RHP	R/R	R-Sr.	6-1	205	Southlake, Texas / Southlake Carroll HS
29	Austin Ledbetter	RHP	R/R	Fr.	6-1	190	Bryant, Ark. / Bryant HS
31	Dylan Carter	RHP	R/R	Jr.	6-2	205	Bentonville, Ark. / Bentonville West HS / Crowder College
32	Zack Morris	LHP	L/L	Jr.	6-3	225	Cabot, Ark. / Cabot HS
33	Hagen Smith	LHP	L/L	Fr.	6-3	215	Bullard, Texas / Bullard HS
34	Nick Griffin	LHP	L/L	R-Fr.	6-4	195	Monticello, Ark. / Monticello HS
35	Vincent Trapani	RHP	R/R	Fr.	6-1	225	Eau Claire, Wisc. / Eau Claire Memorial HS
36	Peyton Pallette	RHP	R/R	Jr.	6-1	180	Benton, Ark. / Benton HS
37	Jake Faherty	RHP	R/R	Fr.	6-3	185	Georgetown, Ky. / Great Crossing HS
38	Mark Adamiak	RHP	R/R	R-So.	6-4	230	Shawnee, Kan. / Shawnee Mission Northwest HS
39	Evan Taylor	LHP	L/L	Sr.	6-4	250	Florence, Ala. / Florence HS
41	Will McEntire	RHP	L/R	R-So.	6-4	225	Bryant, Ark. / Bryant HS
43	Miller Pleimann	RHP	R/R	R-Jr.	6-4	200	Fayetteville, Ark. / Fayetteville HS / Wichita State
44	Max Soliz Jr.	C/OF	R/R	Fr.	6-5	220	Madison, Ala. / Bob Jones HS
46	Tyler Cacciatori	RHP	R/R	R-Fr.	6-6	230	Sheridan, Ark. / Sheridan HS
48	Heston Tole	RHP	R/R	So.	6-6	220	Wichita Falls, Texas / IMG Academy
50	Matthew Magre	LHP	L/L	So.	6-1	220	Fayetteville, Ark. / Fayetteville HS
55	Gabriel Starks	RHP	R/R	So.	6-1	220	Pine Bluff, Ark. / Watson Chapel HS
58	Evan Gray	RHP	R/R	R-So.	6-4	205	Swansea, Ill. / Belleville East HS
59	Issac Bracken	RHP	R/R	Grad.	6-0	190	Berthoud, Colo. / Berthoud HS / Northern Colorado
88	Zebulon Vermillion	RHP	L/R	R-Sr.	6-5	240	Prairie Village, Kan. / Shawnee Mission East HS

Coaches & Support Staff

Head Coach:	21 Dave Van Horn, 20th Season (Arkansas, 1988)
Assistant Coach:	30 Nate Thompson, 5th Season (Dallas Baptist, 2006)
Assistant Coach:	47 Matt Hobbs, 4th Season (Missouri, 2002)
Volunteer Assistant Coach:	6 Bobby Wernes, 2nd Season (Arkansas, 2018)
Student Assistant Coach:	14 Cullen Smith, 1st Season (Arkansas, 2021)
Director of Operations:	Clay Goodwin, 15th Season (Arkansas, 2005)
Strength & Conditioning:	Blaine Kinsley, 5th Season (Lenoir-Rhyne, 2010)
Athletic Trainer:	Corey Wood, 11th Season (East Carolina, 2008)
Director of Video & Scouting:	Zach Barr, 5th Season (Arkansas, 2017)
Equipment Manager:	Mark Taylor, 30th Season (Ouachita Baptist, 1988)
Graduate Manager:	DJ Baxendale
Student Managers:	Blake Baxendale, Bryson Halford, Josh Langham, John McElroy, Matthew Schluterman, Matt Wheeler
Sports Information Director:	Oliver Grigg, 2nd Season (Tulane, 2017)
Academics Director:	Jonathan Burgess, 1st Season (Central Arkansas, 2015)
Sports Nutritionist:	Lauren Lyons, 4th Season (Saint Louis, 2017)
Sport Administrator:	Kevin Trainor, 12th Season (Arkansas, 1994)
Administrative Assistant:	Kelly Moore, 19th Season (Arkansas, 2004)

Pronunciation Guide

Mark Adamiak	uh-dom-ee-ack
Jace Bohrofen	bore-fin
Tyler Cacciatori	catch-a-toree
Miller Pleimann	ply-min
Jude Putz	puts
Matthew Magre	mah-gray
Peyton Pallette	pah-let
Kole Ramage	ram-idge
Max Soliz Jr.	so-leez
Brady Slavens	slay-vins
Brady Tygart	ty-gert
Bobby Wernes	wer-niss

Team Captains

Zack Gregory	R-Jr. / OF
Zebulon Vermillion	R-Sr. / RHP
Cayden Wallace	Soph. / INF/OF



THE STARTERS

12 MICHAEL TURNER **C** **L/R** **GRAD.** **.349/.425/.566**

Graduate transfer from Kent State ... Has started in 27 of his 28 games played ... Second on the Razorbacks in hits (37) and RBI (29), including a team-leading eight multi-RBI games ... Tied for fourth on the Razorbacks in home runs (4) ... Hit his first homer as a Razorback against Omaha (March 2) ... Played and started in 25 games (all 25 starts at catcher) in 2021 while at Kent State, slashing .337/.439/.640 with six homers and 22 runs batted in on the year ... Stole five bases in six attempts.

10 PEYTON STOVALL **1B** **L/R** **FR.** **.279/.380/.394**

Has started in 25 of his 26 games played ... Recorded first collegiate hit against Illinois State (Feb. 20), collecting a double and a run scored in the Razorbacks' win ... Swatted his first collegiate homer against Omaha (March 2) ... Tabbed as the Preseason SEC Freshman of the Year by D1Baseball and Baseball America ... Attended Houghton High School in Houghton, La. ... The best prospect and best shortstop in Louisiana, according to Prep Baseball Report ... Perfect Game listed him as the top shortstop in Louisiana and the state's No. 2 overall prospect.

1 ROBERT MOORE **2B** **S/R** **JR.** **.248/.406/.476**

Consensus preseason All-American ... Has started in all 28 games he has played in this season ... Leads the Razorbacks in doubles (11) and walks (21) ... Third on the team in RBI (23) with seven multi-RBI efforts ... Swatted his first homer of the season against Illinois State (Feb. 19) ... Started and played in 61 games (60 at second base, one at shortstop), slashing .283/.384/.558 with a team-high 16 homers and 53 runs batted in for the Hogs in 2021 ... Led the Razorbacks in runs scored (59) ... Ranked second on the Razorbacks in multi-RBI games with 14 ... Swiped six bases ... Hit for the cycle against UCA last season.

7 CAYDEN WALLACE **3B** **R/R** **SO.** **.325/.424/.521**

Only Razorback to start in all 29 games this season ... Leads the Razorbacks in RBI (31), hits (38) ... Second in walks (20) ... Third on the team in homers (4) ... Team leader in stolen bases (9) ... Hit a grand slam in consecutive games against UIC (March 12-13) ... 24th Razorback in program history to earn Freshman All-America status ... Started in 60 games (48 in right, seven at third, four in left, one as designated hitter) in 2021, slashing .279/.369/.500 with 14 homers and 44 runs batted in ... Racked up a team-leading 67 hits ... 17 multi-hit games, including a team-best seven three-hit performances.

2 JALEN BATTLES **SS** **R/R** **SR.** **.271/.344/.467**

Has started in all 28 games he has played in this season ... Second on the team in homers (6) ... Hit a go-ahead three-run shot vs. Louisiana (Feb. 27) in the Round Rock Classic ... Swatted two home runs against Mississippi State (April 1), his second collegiate multi-homer game ... Started and played in 61 games (all 61 at shortstop), slashing .269/.371/.407 with six homers and 43 runs batted in during 2021 campaign ... 14 multi-hit games and 11 multi-RBI games ... Five steals ... 2021 SEC Tournament MVP.

3 ZACK GREGORY **LF** **L/R** **R-JR.** **.275/.451/.478**

Has started in all 23 games he has played in this season ... Third on the team in stolen bases (3) ... Swatted a solo home run in the season opener against Illinois State (Feb. 18) ... Played in 43 games with 32 starts (31 in left, one in right), slashing .245/.440/.412 with three homers and 19 RBI in 2021 ... Drew 26 walks ... Hit by 11 pitches, second most on the Razorbacks ... 2-for-2 in stolen base attempts.

24 BRAYDON WEBB **CF** **R/R** **GRAD.** **.274/.436/.616**

Has played in 25 games with 21 starts ... Team leader in home runs (8) ... Has homered in three consecutive games on two occasions this season: against Kentucky, at Mizzou (March 19-25); vs. Mississippi State, vs. UCA, at Florida (April 3-7) ... 6-for-6 in stolen base attempts ... Played in 48 games with 26 starts (22 in left, 3 in center, one as DH) in 2021, hitting six homers with 16 runs batted in.

18 CHRIS LANZILLI **DH** **R/R** **GRAD.** **.337/.460/.505**

Graduate transfer from Wake Forest ... Has started in all 28 games he has played in this season ... Third on the team in hits (34) ... Reached base in a team-leading 27 consecutive games to start season ... Hit a walk-off two-run homer against UIC (March 13) ... His 46 career home runs are fifth most among all active Division I college baseball players ... Appeared in 170 games with 166 starts while at Wake Forest ... Finished career there with a .298 batting average, 195 hits, 147 RBI, 42 home runs, 46 doubles and 76 walks ... His 42 home runs rank tied for eighth all-time in Wake Forest history for career blasts.

17 BRADY SLAVENS **RF** **L/R** **SR.** **.247/.315/.484**

Has played in 25 games with 24 starts ... Tied for fourth on the team in homers (4) ... Matched a career high with three hits against Illinois State (Feb. 20) ... Played in 57 games with 56 starts (50 at first base, three as designated hitter, three in right field), slashing .284/.347/.560 with 14 homers and a team-leading 63 runs batted in during 2021 campaign ... Posted team highs in batting average (.284) and slugging (.560) among Razorbacks with at least 100 at-bats ... Led the Hogs in multi-RBI games with 16.

THE BENCH

4 JUDE PUTZ **INF** **R/R** **FR.**

Attended Bishop Miege High School in Roeland Park, Kan. ... Ranked the No. 7 overall recruit and third-best prospect in Missouri, according to Perfect Game ... Nationally ranked as the No. 77 shortstop and 386th overall recruit by PG ... Prep Baseball Report ranked him as the fifth-best shortstop in Kansas and 16th overall prospect in the state.

5 KENDALL DIGGS **INF** **R/R** **FR.**

Has played in 11 games with seven starts ... Made his collegiate debut vs. Louisiana (Feb. 27) in the Round Rock Classic, collecting his first career hit ... Racked up his first two RBI against Southeastern (March 5) ... Made his SEC debut on the road at Mizzou (March 27), picking up a hit, two walks and his first career stolen base ... Swatted his first collegiate home run against Little Rock (March 29) ... Attended St. Thomas Aquinas High School in Overland Park, Kan. ... The top third baseman from Kansas and second-best prospect in the state according to Perfect Game and Prep Baseball Report.

8 JACE BOHROFEN **OF** **L/R** **SO.**

Transfer from Oklahoma ... Has started in all 10 games played in this season ... Drove in a season-high five runs in a three-hit effort against Southeastern (March 5) ... Swatted his first two home runs as a Razorback against UCA (April 5) ... Played in 35 games with 29 starts as a true freshman for the Sooners in 2021 ... Slashed .252/.347/.408 with two home runs and 18 runs batted in ... Tallied 26 hits, including four doubles and a team-leading three triples.

9 DRAKE VARNADO **INF/OF** **R/R** **FR.**

Has played in 10 games with two starts ... Made his collegiate debut against Illinois State (Feb. 19), scoring his first career run in the contest ... Tallied his first career hit and RBI against Grambling (March 16) ... Attended IMG Academy in Bradenton, Fla. ... Top shortstop and 10th overall prospect in Florida, according to Prep Baseball Report ... Selected by the Arizona Diamondbacks in the 17th round of the 2021 MLB Draft.

15 DYLAN LEACH **C** **S/R** **SO.**

Has played in 10 games with eight starts in 2022 ... Made his first start of the season behind the dish against Illinois State (Feb. 20) ... Became the second Razorback since 1994 to hit for the cycle, doing so against UCA (April 5) and homering from both sides of the plate in the ballgame ... Played in 17 games with 10 starts at catcher during the 2021 season, slashing .257/.469/.429 with one home run and four RBI ... Scored 12 runs to go along with one double and one triple ... Had a .991 fielding percentage) and threw out 4-of-15 runners.

44 MAX SOLIZ JR. **C/OF** **R/R** **FR.**

Has played in four games with one start ... Made his collegiate debut against Omaha (March 2), tallying his first hit, first double and first RBI in the contest ... Earned his first career start against UIC (March 12), collecting a hit and run scored ... Attended Bob Jones High School in Madison, Ala. ... The top catcher out of Alabama, according to Prep Baseball Report ... Perfect Game ranked him as the third-best prospect in Alabama and top catcher ... Tabbed as the No. 11 catcher in the nation by Perfect Game.

THE STARTING ROTATION

THURSDAY

**RHP 13 CONNOR NOLAND****SR.****5-1, 2.61 ERA, 48.1 IP, 10 BB, 60 SO**

Last Start: April 7, at Florida, 7.0 IP, 1 H, 0 R, 0 ER, 1 BB, 7 SO

Has made eight starts this year with a team-leading five quality starts ... Started the 2022 season opener against Illinois State (Feb. 18), striking out five over six innings of two-run ball ... Struck out 10 over six innings of one-run ball vs. Indiana (Feb. 25) in the Round Rock Classic ... Matched his career high with 11 strikeouts in 6.2 innings against UIC (March 10) ... Made his first SEC start of the year against Kentucky (March 18), striking out seven over 6.1 innings while allowing only one run ... Struck out nine over five innings in Arkansas' series-opening win at Mizzou (March 25) ... Earned his fourth win of the season against Mississippi State (April 1), fanning six over a season-long seven innings of work ... Delivered his most dominant performance of the year at Florida (April 7), tossing seven shutout innings with seven strikeouts while allowing one hit and a walk.

FRIDAY

**LHP 33 HAGEN SMITH****FR.****5-2, 4.54 ERA, 41.2 IP, 20 BB, 45 SO**

Last Start: April 8, at Florida, 4.1 IP, 7 H, 7 R, 6 ER, 2 BB, 1 SO

Eight starts on the mound this season as a true freshman, posting four quality starts ... Tied with RHP Connor Noland for the team lead in wins (5) ... Made his collegiate debut against Illinois State (Feb. 19), fanning five over six scoreless innings ... Struck out a career-high nine against SLU (March 5) in a career-long seven innings ... Earned his third win of the year against UIC (March 12), punching out eight over five innings ... Made his SEC debut against Kentucky (March 19), fanning seven over six innings of three-run ball ... Struck out five in a five-inning start on the road at Mizzou (March 26) ... Fanned seven in six innings to earn his fifth win of the season against Mississippi State (April 2) ... Attended Bullard High School in Bullard, Texas ... Top high school lefty and fifth-best prospect overall in Texas by Prep Baseball Report.

SATURDAY

**RHP 22 JAXON WIGGINS****SO.****4-0, 3.69 ERA, 39.0 IP, 10 BB, 42 SO**

Last Start: April 3, vs. Mississippi State, 5.0 IP, 4 H, 2 R, 2 ER, 1 BB, 5 SO

Seven starts in 2022, registering three quality starts ... Struck out five over five innings against Illinois State (Feb. 20) in his first start of the year ... Tossed six innings of three-hit, three-run ball with four strikeouts vs. Louisiana (Feb. 27) in the Round Rock Classic to log his first career quality start ... Went a career-long 6.1 innings against Southeastern (March 5), fanning seven ... Struck out a career-high eight batters against SEC foe Kentucky (March 20), shutting out the Wildcats over six innings ... Matched his career high with eight strikeouts over a career-long 7.1 innings on the road at Mizzou (March 27) ... Made 17 appearances with four starts as a true freshman during in 2021 ... Posted a 3-1 record with a 5.09 ERA and four saves on the year ... Member of an Arkansas pitching staff that set a school record with 657 strikeouts in 2021.

PITCHER BREAKDOWN

	W-L-S	ERA	IP	H	R	ER	BB	SO
Starters	15-3-0	4.06	142.0	120	65	64	54	159
Relievers	8-3-10	3.00	117.0	88	44	39	49	141

THE HOG PEN

Pitcher	Last App.	IP	H	R	ER	BB	SO	HR	RI/S	---- Season Totals ----		
										RI/S	SV	Ret./1BF (BB)
Mark Adamiak	4/5 (UCA)	1.0	0	0	0	0	3	0	0/0	1/0	0	1/3 (1)
Issac Bracken	4/5 (UCA)	1.0	2	0	0	0	2	0	3/3	9/5	0	2/3 (0)
Jake Faherty	3/10 (UIC)	0.1	0	0	0	1	1	0	2/1	2/1	0	0/1 (1)
Evan Gray	4/3 (MSU)	0.1	0	0	0	0	0	0	2/0	3/0	0	3/3 (0)
Nick Griffin	4/5 (UCA)	1.0	1	0	0	0	1	0	0/0	0/0	0	1/4 (3)
Austin Ledbetter	4/5 (UCA)	1.0	0	0	0	0	1	0	0/0	0/0	0	2/2 (0)
Zach Morris	4/5 (UCA)	2.1	2	2	2	1	0	0	2/0	10/4	0	3/6 (0)
Nick Moten	4/5 (UCA)	0.0	2	4	4	2	0	0	0/0	0/0	0	1/2 (0)
Miller Pleimann	3/29 (LR)	2.1	4	2	1	0	5	0	1/0	5/1	0	2/3 (0)
Kole Ramage	4/8 (UF)	3.0	1	0	0	0	3	0	0/0	11/6	3	11/14 (0)
Gabriel Starks	4/8 (UF)	0.2	1	0	0	1	0	0	1/1	3/1	0	4/7 (1)
Evan Taylor	4/3 (MSU)	1.0	1	1	1	0	2	0	0/0	7/0	0	10/10 (0)
Heston Tole	4/5 (UCA)	1.1	2	0	0	1	2	0	2/2	7/2	1	2/6 (1)
Elijah Trest	4/5 (UCA)	1.0	0	0	0	0	2	0	0/0	1/1	0	5/6 (0)
Brady Tygart	4/3 (MSU)	3.2	1	0	0	1	7	0	0/0	3/1	4	5/8 (0)
Zebulon Vermillion	4/7 (UF)	2.0	2	1	1	1	2	0	0/0	2/0	2	5/11 (3)

TEAM TOTALS

64/22 10 57/89 (10)

Bulpen Notes: Brady Tygart (3), Kole Ramage (2), Zebulon Vermillion (2) and Heston Tole (1) have each logged multi-inning saves this season ... Ramage punched out six in a four-inning save against Illinois State (Feb. 20) ... Ramage also struck out six in a three-inning save against Indiana (Feb. 25) in the Karbach Round Rock Classic ... Tole's multi-inning save came against Illinois State (Feb. 19), striking out two over 1.1 innings of work ... Vermillion fanned five batters in a three-inning save against Kentucky (March 19) and struck out two in a two-inning save situation at Florida (April 7) ... Three of Tygart's team-leading four saves this season have been of the multi-inning variety: vs. Kentucky (March 20), at Mizzou (March 25), at Mizzou (March 27).



Heston Tole was dominant in 12.0 innings of relief work in 2021, fanning 20 batters while walking only two. He finished his true freshman year with a 1-0 record and a 2.25 ERA.



Elijah Trest was selected by the Colorado Rockies in the 19th round of the 2021 MLB Draft, but the right-handed reliever opted to return to the Razorbacks for his senior season.



Zebulon Vermillion owns a 1.84 ERA in 11 appearances with 20 strikeouts over 14.2 innings of relief this season. Opposing batters are hitting .154 against the veteran right-hander.



||| SEASON BESTS

TEAM GAME HIGHS

Team Batting

At-bats:	44	vs. UCA (April 5)
Runs scored:	21	vs. UCA (April 5)
Hits:	19	vs. UCA (April 5)
RBI:	20	vs. UCA (April 5)
Doubles:	4	(4 times)
Triples:	3	vs. UCA (April 5)
Home runs:	7	vs. UCA (April 5)
Total bases:	50	vs. UCA (April 5)
Walks:	11	vs. Grambling (March 16)
	11	vs. Mississippi State (April 1)
Strikeouts:	15	vs. #6 Stanford (Feb. 27 at Round Rock, Texas)
Sac hits:	4	vs. Mississippi State (April 3)
Sac flies:	2	vs. UIC (March 13)
	2	vs. Grambling (March 15)
Stolen bases:	3	vs. Grambling (March 16)
	3	vs. Mississippi State (April 1)
	3	at Florida (April 7)
Hit by pitch:	4	vs. Mississippi State (April 2)
	4	at Florida (April 7)
Caught stealing:	1	vs. Southeastern (March 5)
	1	vs. Southeastern (March 5)
Runners LOB:	16	vs. Grambling (March 16)
Hit into DP:	2	(4 times)

Fielding

Putouts:	36	vs. Mississippi State (April 3)
Assists:	17	vs. UIC (March 10)
Errors:	2	vs. #6 Stanford (Feb. 27 at Round Rock, Texas)
	2	vs. UIC (March 13)
	2	vs. Mississippi State (April 2)
Passed Balls:	2	vs. Indiana (Feb. 25 at Round Rock, Texas)
	2	vs. Little Rock (March 29)
DPs turned:	4	vs. #6 Stanford (Feb. 27 at Round Rock, Texas)

Pitching

Innings pitched:	12.0	vs. Mississippi State (April 3)
Runs allowed:	9	vs. UCA (April 5)
Earned runs:	9	vs. UCA (April 5)
Walks allowed:	8	vs. UIC (March 13)
Strikeouts:	17	at Mizzou (March 25)
Hits allowed:	15	at Mizzou (March 25)
Doubles allowed:	4	vs. Little Rock (March 29)
Triples allowed:	1	vs. Indiana (Feb. 25 at Round Rock, Texas)
	1	vs. Mississippi State (April 2)
Homers allowed:	3	vs. Mississippi State (April 3)
Wild pitches:	4	at Mizzou (March 26)
Hit batters:	5	vs. Southeastern (March 4)

INDIVIDUAL GAME HIGHS

Individual Batting

At-bats:	6	(7 times)
Runs scored:	4	Dylan Leach vs. UCA (April 5)
	4	Peyton Stovall vs. UCA (April 5)
Hits:	5	Dylan Leach vs. UCA (April 5)
RBI:	6	Cayden Wallace vs. UIC (March 13)
Doubles:	2	(4 times)
Triples:	1	(8 times)
Home runs:	2	Jalen Battles vs. Mississippi State (April 1)
	2	Jace Bohrofen vs. UCA (April 5)
	2	Dylan Leach vs. UCA (April 5)
Total bases:	14	Dylan Leach vs. UCA (April 5)
Walks:	4	Braydon Webb vs. Mississippi State (April 1)
Strikeouts:	4	Brady Slavens vs. #6 Stanford (Feb. 27 at Round Rock, Texas)
	4	Peyton Stovall vs. Mississippi State (April 3)
Sac hits:	2	Zack Gregory vs. Mississippi State (April 3)
Sac flies:	1	(15 times)
Stolen bases:	2	Braydon Webb vs. Little Rock (March 27)
	2	Cayden Wallace vs. UCA (April 5)
Hit by pitch:	2	Zack Gregory at Mizzou (March 25)
	2	Peyton Stovall vs. UCA (April 5)
Caught stealing:	1	Cayden Wallace vs. Southeastern (March 5)
	1	Jace Bohrofen vs. Southeastern (March 5)
Runners LOB:	6	Jalen Battles vs. Southeastern (March 5)

Fielding

Putouts:	17	Michael Turner at Mizzou (March 25)
Assists:	7	Jalen Battles vs. Southeastern (March 5)
Errors:	2	Cayden Wallace vs. #6 Stanford (Feb. 27 at Round Rock, Texas)
Passed balls:	2	Michael Turner vs. Indiana (Feb. 25 at Round Rock, Texas)
	2	Dylan Leach vs. Little Rock (March 29)

Pitching

Innings pitched:	7.1	Jaxon Wiggins at Mizzou (March 27)
Runs allowed:	7	Hagen Smith at Florida (April 8)
Earned runs:	6	Hagen Smith at Florida (April 8)
Walks allowed:	4	Jaxon Wiggins vs. Southeastern (March 5)
	4	Jaxon Wiggins vs. UIC (March 13)
	4	Jaxon Wiggins vs. Kentucky (March 20)
Strikeouts:	11	Connor Noland vs. UIC (March 10)
Hits allowed:	7	Connor Noland vs. Southeastern (March 4)
	7	Connor Noland at Mizzou (March 25)
	7	Hagen Smith at Florida (April 8)
Doubles allowed:	3	Connor Noland vs. UIC (March 10)
Triples allowed:	1	Connor Noland vs. Indiana (Feb. 25 at Round Rock, Texas)
	1	Hagen Smith vs. Mississippi State (April 2)
Homers allowed:	2	Austin Ledbetter vs. Grambling (March 16)
	2	Jaxon Wiggins vs. Mississippi State (April 3)
	2	Hagen Smith at Florida (April 8)
Wild pitches:	3	Kole Ramage at Mizzou (March 26)
Hit batters:	2	(4 times)

THE LAST TIME AN ARKANSAS PLAYER...

4 hits in a game.....	Michael Turner vs. UIC, March 12, 2022
5 hits in a game.....	Dylan Leach vs. UCA, April 5, 2022
6 hits in a game.....	Jeremy Jackson vs. Northeastern (Okla.), April 16, 1997
2 hits in an inning.....	Casey Opitz vs. Eastern Illinois, Feb. 16, 2019
2 doubles in a game.....	Michael Turner vs. Little Rock, March 29, 2022
3 doubles in a game.....	Trevor Ezell vs. TCU (NCAA Regional), June 1, 2019
4 doubles in a game.....	Rodney Nye vs. Louisiana Tech, March 31, 1998
2 triples in a game.....	Jax Biggers vs. Auburn (SEC Tournament), May 25, 2017
Led off a game with a HR.....	Matt Goodheart vs. #19 Nebraska (NCAA Regional), June 5, 2021
2 home runs in a game.....	Jace Bohrofen & Dylan Leach vs. UCA, April 5, 2022
3 home runs in a game.....	Chad Spanberger vs. Auburn (SEC Tournament), May 26, 2017
Grand slam.....	Braydon Webb vs. Grambling, March 15, 2022
Grand slam in consecutive games.....	Cayden Wallace vs. UIC, March 12-13, 2022
HR in consecutive at-bats.....	Dylan Leach vs. UCA, April 5, 2022
HR in 3 straight games.....	Braydon Webb vs. Mississippi State, vs. UCA, at Florida, April 3-7, 2022
HR in 4 straight games.....	Matt Goodheart vs. UAPB & Texas A&M, April 14-18, 2021
HR in 5 straight games.....	Aaron Murphree vs. OSU, So. Dakota St. & Siena, March 2-8, 2008
HR in 6 straight games.....	Aaron Murphree vs. OSU, So. Dakota St. & Siena, March 2-9, 2008
Pinch-hit home run.....	Charlie Welch vs. #19 Nebraska (NCAA Regional), June 7, 2021
Inside-the-park home run.....	Casey Martin vs. Kentucky, May 3, 2019
Back-to-back home runs.....	Chris Lanzilli & Brady Slavens vs. UIC, March 12, 2022
Walk-off home run.....	Braydon Webb vs. Grambling, March 15, 2022 (run-rule)
Hit a home run from both sides of the plate in a game.....	Dylan Leach vs. UCA, April 5, 2022
Hit for the cycle.....	Dylan Leach vs. UCA, April 5, 2022
4 runs in a game.....	Dylan Leach & Peyton Stovall vs. UCA, April 5, 2022
5 runs in a game.....	Robert Moore vs. #16 NC State (NCAA Super Regional), June 11, 2021
6 runs in a game.....	Trevor Ezell vs. Grambling, April 30, 2019
4 RBI in a game.....	Braydon Webb vs. UCA, April 5, 2022
5 RBI in a game.....	Dylan Leach vs. UCA, April 5, 2022
6 RBI in a game.....	Cayden Wallace vs. UIC, March 13, 2022
7 RBI in a game.....	Chad Spanberger vs. Auburn (SEC Tournament), May 25, 2017
8 RBI in a game.....	Rodney Nye vs. ORU, April 14, 1999
9 RBI in a game.....	Ryan Lundquist vs. Central Missouri St., March 4, 1997
2 stolen bases in a game.....	Cayden Wallace vs. UCA, April 5, 2022
3 stolen bases in a game.....	Andrew Benintendi vs. Stephen F. Austin, April 15, 2015
4 stolen bases in a game.....	Logan Forsythe vs. Ole Miss, May 19, 2007
Stole home.....	Bobby Wernes vs. Ole Miss, March 28, 2015
2 errors in a game.....	Matt Goodheart vs. UA Pine Bluff, April 14, 2021
3 errors in a game.....	Bobby Wernes, at LSU, April 12, 2014
4 errors in a game.....	Chris Shaddy vs. TCU, April 27, 1980
9-inning no-hitter.....	Scott Roehl vs. Kansas St., March 20, 2001
9-inning combined no-hitter.....	Nick Schmidt (6.0), Brian McLelland (1.0) & Devin Collis (2.0) vs. Oklahoma State, February 12, 2006
7-inning combined no-hitter.....	D. Taccolini (2.0), M. Cronin (3.0), & J. Alberius (2) vs. Auburn (SEC Tournament), May 25, 2017
1-hitter.....	Trevor Stephan (7.0) at Tennessee, May 6, 2017
1-hitter combined.....	P. Wicklander (5.0 IP, 1 H), K. Ramage (1.0 IP), J. Kostyshock (1.0 IP), K. Kopps (1.0 IP), M. Cronin (1.0 IP) vs. Western Illinois, March 12, 2019
2-hitter.....	Kacey Murphy vs. Florida (SEC Tournament), May 27, 2017
2-hitter combined.....	M. Adamiak (4.0 IP), E. Trest (1.0 IP), Z. Vermillion (1.0 IP), G. Starks (2.0 IP) vs. Grambling, March 15, 2022
3-hitter.....	Ryne Stanek (9.0 IP) at #6 South Carolina, March 23, 2013
3-hitter combined.....	Connor Noland (7.0 IP) & Zebulon Vermillion (2.0 IP) at Florida, April 7, 2022
Complete game.....	Kacey Murphy vs. Florida (SEC Tournament), May 27, 2017
Complete-game shutout.....	Kacey Murphy vs. Florida (SEC Tournament), May 27, 2017
10-inning or more start.....	Dominic Taccolini at #12 Kentucky (10 innings), April 22, 2016
Had 10 strikeouts.....	Connor Noland vs. Indiana (Round Rock Classic), Feb. 25, 2022
Had 11 strikeouts.....	Connor Noland vs. UIC [DH-1], March 10, 2022
Had 12 strikeouts.....	Trevor Stephan vs. Oral Roberts (NCAA Regional), June 2, 2017
Had 13 strikeouts.....	Isaiah Campbell vs. Stony Brook, March 1, 2019
Had 14 strikeouts.....	David Walling vs. South Carolina, May 16, 1999
Had 15 strikeouts.....	Nick Schmidt vs. Auburn, May 18, 2006
Had 16 strikeouts.....	David Walling vs. Eastern Illinois, Feb. 20, 1998
Had 17 strikeouts.....	Jess Todd vs. South Carolina (SEC Tournament), May 24, 2007



THE LAST TIME AN ARKANSAS TEAM...

Scored 10 runs	vs. UIC, March 13, 2022
Scored 11 runs	vs. Southeastern [DH-2], March 5, 2022
Scored 12 runs	vs. Mississippi State, April 2, 2022
Scored 13 runs	vs. Grambling, March 16, 2022
Scored 14 runs	vs. Grambling, March 15, 2022
Scored 15 runs	vs. Omaha, March 2, 2022
Scored 16 runs	vs. Little Rock, March 29, 2022
Scored 17 runs	at LSU [DH-1], May 1, 2021
Scored 18 runs	at #3 Ole Miss, April 11, 2021
Scored 19 runs	vs. Northwestern State, April 23, 2019
Scored 20 runs	vs. Mississippi Valley State, Feb. 24, 2016
Scored 21 runs	vs. UCA, April 5, 2022
Scored 22 runs	vs. Louisiana Tech, Feb. 14, 2004
Scored 23 runs	Never
Scored 24 runs	Missouri Southern, Feb. 11, 1998
Scored 25 runs	Missouri Southern, Feb. 4, 2001
Scored 26 runs	vs. UA Pine Bluff, April 14, 2021
Scored 27 runs	Never
Scored 28 runs	vs. Wisconsin-Milwaukee (2), Feb. 18, 2007
Scored 29 runs	Morningside, April 6, 1968
Scored 30 runs	at South Carolina, March 30, 1997
Scored 31-32 runs	32 vs. Bucknell, Feb. 17, 2018
Scored 33 + runs	33 vs. Southwest Baptist, March 21, 1984
Had 13 hits	vs. UIC, March 13, 2022
Had 14 hits	vs. Grambling, March 16, 2022
Had 15 hits	vs. Little Rock, March 29, 2022
Had 16 hits	vs. #18 Tennessee, April 26, 2019
Had 17 hits	vs. #16 NC State (NCAA Super Regional), June 11, 2021
Had 18 hits	vs. South Alabama, March 7, 2020
Had 19 hits	vs. UCA, April 5, 2022
Had 20 hits	vs. Dayton, Feb. 28, 2018
Had 21 hits	Kentucky, April 28, 2001
Had 22 hits	at #6 Vanderbilt, April 14, 2019
Had 23 hits	Centenary, March 31, 1999
Had 24 hits	Georgia, March 17, 2001
Had 25 hits	at Centenary, March 23, 2005
Had 26-29 hits	28 at South Carolina, March 30, 1997
Had 30 hits	vs. Saint Louis, April 7, 2010
Had 31+ hits	32 vs. Southwest Baptist, March 21, 1984
Hit four home runs in a game	4 - Zack Gregory (1), Chris Lanzilli (1), Robert Moore (1), Brady Slavens (1) vs. Mississippi State, April 2, 2022
Hit five home runs in a game	5 - Jalen Battles (1), Christian Franklin (1), Cullen Smith (1), Cayden Wallace (1), Braydon Webb (1) vs. NJIT (NCAA Regional), June 4, 2021
Hit seven home runs in a game	7 - Jace Bohrofen (2), Dylan Leach (2), Jalen Battles (1), Peyton Stovall (1), Braydon Webb (1) vs. UCA, April 5, 2022
Hit eight or more home runs in a game	8 - Matt Goodheart (2), Brady Slavens (2), Cullen Smith (2), Charlie Welch (2) vs. UAPB, April 14, 2021
Hit a grand slam in three consecutive games	vs. UIC (March 12-13, 2022), vs. Grambling (March 15, 2022)
3 errors in a game	vs. #19 Nebraska (NCAA Regional), June 6, 2021
4 errors in a game	vs. UA Pine Bluff, April 14, 2021
5 errors in a game	vs. South Carolina (SEC Tournament), May 23, 2018
6 errors in a game	vs. Eastern Illinois, March 5, 2016
7 errors in a game	vs. LA Tech, March 20, 2001
Was shutout	vs. #6 Stanford (Round Rock Classic), Feb. 27, 2022
Was shutout in back-to-back games	vs. LSU (7-0, 6-0), April 23-24, 2005
Held to 1 hit	vs. Missouri State, May 17, 2016
Held to 2 hits	at Louisiana Tech, March 14, 2021
Held to 3 hits	vs. #6 Stanford (Round Rock Classic), Feb. 27, 2022
Did not strikeout	vs. Eastern Illinois, Feb. 16, 2019
Swept an SEC home weekend series	vs. Kentucky, March 18-20, 2022
Swept an SEC road weekend series	at #2 Mississippi State, March 26-28, 2021
Was swept in an SEC home weekend series	vs. Alabama, May 13-15, 2016
Was swept in an SEC road weekend series	at Mississippi State, April 20-21, 2018
Swept a non-conference home weekend series	vs. UIC, March 10-13, 2022
Swept a non-conference road weekend series	at Northwestern State, Feb. 16-18, 1996
Was swept in a non-conference home weekend series	vs. Long Beach State, Feb. 25-27, 2000
Was swept in a non-conference road weekend series	at UNLV, March 19-21, 1994
Won an SEC home weekend series	vs. Mississippi State, April 1-3, 2022
Won an SEC road weekend series	at Mizzou, March 25-27, 2022
Won a non-conference home weekend series	vs. UIC, March 10-13, 2022
Won a non-conference road weekend series	at Louisiana Tech, March 12-14, 2021
Lost a non-conference home weekend series	vs. South Alabama, Feb. 28-March 1, 2014
Lost a non-conference road weekend series	at Texas A&M, Feb. 27-29, 2004
Lost a midweek game	vs. Oklahoma, March 16, 2021
Back-to-back shutouts	at Kentucky (1-0, 2-0), April 22-23, 2016
Most consecutive shutouts	4, vs. Wisconsin, March 15-16, 1980
Shut out an opponent at home	vs. Murray State (6-0), March 7, 2021
Shut out an opponent on the road	at #15 Auburn (8-0), April 6, 2019
Shut out an SEC opponent at home	vs. Georgia (3-0), May 7, 2021
Shut out an SEC opponent on the road	at #15 Auburn (8-0), April 6, 2019

RECORD RUNDOWN

Overall	23-6
vs. top-5 teams	0-0
vs. top-10 teams	0-1
vs. top-25 teams	0-0
vs. unranked teams	23-5
At home	18-3
On the road	3-2
At neutral sites	2-1
In day games	13-5
In night games	10-1
In extra innings	0-1
vs. teams over .500	10-4
vs. teams .500 or worse	13-1
vs. right-handed starter	17-4
vs. left-handed starter	6-2
When starter receives decision	15-3
When reliever receives decision	8-3
When starter goes 5+ innings	16-4
When starter goes less than 5 innings	7-2
When scoring first	15-1
When opponent scores first	8-5
When leading after 6 innings	18-1
When trailing after 6 innings	3-3
When tied after 6 innings	2-2
When leading after 7 innings	19-0
When trailing after 7 innings	3-5
When tied after 7 innings	1-1
When leading after 8 innings	20-0
When trailing after 8 innings	0-5
When tied after 8 innings	0-1
In one-run games	1-1
In two-run games	7-2
In five-run or more games	11-2
Weekend series W-L-T	6-0-0
Series sweeps/times swept	1/0
When scoring 10+ runs	10-0
Shutouts/times shut out	0/1
When opponent scores 5 runs or less	20-3
When opponent scores 6 runs or more	3-3
When collecting 0-3 hits	0-1
When collecting 4-6 hits	4-2
When collecting 7-9 hits	8-2
When collecting 10-12 hits	3-1
When collecting 13+ hits	8-0
When out-hitting opponent	19-1
When out-hit by opponent	3-5
When hits are equal	1-0
When hitting a home run	17-2
When opponent hits a home run	13-3
When errorless	13-3
When committing one error	8-2
When committing 2 errors	2-1
When committing 3+ errors	0-0
When opponent is errorless	2-2
vs. SEC opponents	8-3
vs. SEC East opponents	6-2
vs. SEC West opponents	2-1
vs. non-conf. opponents	15-3
In midweek games	5-0
Game 1 of weekend series	5-2
Game 2 of weekend series	5-2
Game 3 of weekend series	5-1
Game 4 of weekend series	1-0
In February	4-2
In March	15-2
In April	4-2
In May	0-0
In June	0-0

MULTI-HIT GAMES

Name	2	3	4	5+	Total
Chris Lanzilli	9	1	-	-	10
Michael Turner	6	3	1	-	10
Cayden Wallace	6	3	1	-	10
Peyton Stovall	7	2	-	-	9
Jalen Battles	8	-	-	-	8
Robert Moore	6	2	-	-	8
Braydon Webb	6	1	-	-	7
Brady Slavens	4	2	-	-	6
Jace Bohrofen	2	1	-	-	3
Zack Gregory	2	-	-	-	2
Dylan Leach	-	-	-	1	1
Kendall Diggs	1	-	-	-	1
Drake Varnado	1	-	-	-	1
TEAM	58	15	2	1	76

CAREER MULTI-HIT GAMES

Name	2018	2019	2020	2021	2022	Total
Chris Lanzilli	10	29	6	16	10	71
Michael Turner	8	14	2	10	10	44
Robert Moore	-	-	6	18	8	32
Brady Slavens	-	8	-	18	6	32
Cayden Wallace	-	-	-	17	10	27
Jalen Battles	-	-	-	14	8	22
Braydon Webb	-	-	5	1	7	13
Jace Bohrofen	-	-	7	-	3	10
Peyton Stovall	-	-	-	-	9	9
Zack Gregory	-	-	1	4	2	7
Dylan Leach	-	-	-	1	1	2
Kendall Diggs	-	-	-	-	1	1
Drake Varnado	-	-	-	-	1	1

MULTI-RBI GAMES

Name	2	3	4	5+	Total
Michael Turner	3	5	-	-	8
Robert Moore	4	3	-	-	7
Cayden Wallace	2	2	2	1	7
Brady Slavens	2	4	-	-	6
Braydon Webb	4	-	2	-	6
Jalen Battles	2	2	-	-	4
Chris Lanzilli	1	3	-	-	4
Peyton Stovall	4	-	-	-	4
Jace Bohrofen	-	1	-	1	2
Kendall Diggs	1	-	1	-	2
Zack Gregory	1	-	-	-	1
Dylan Leach	-	-	-	1	1
Drake Varnado	1	-	-	-	1
TEAM	25	20	5	3	53

HITTING STREAKS

Name	Longest	Current
Chris Lanzilli	12	-
Peyton Stovall	11	3
Jalen Battles	10	1
Cayden Wallace	10	10
Michael Turner	7	3
Braydon Webb	6	4
Brady Slavens	5	5
Zack Gregory	5	-
Jace Bohrofen	3	-
Robert Moore	3	-
Drake Varnado	2	-
Max Soliz Jr.	2	-
Kendall Diggs	2	1
Dylan Leach	1	1

REACHED BASE STREAKS

Name	Longest	Current
Chris Lanzilli	27	-
Zack Gregory	22	-
Robert Moore	19	19
Peyton Stovall	17	3
Braydon Webb	16	16
Michael Turner	12	7
Jalen Battles	12	12
Cayden Wallace	11	10
Brady Slavens	6	6
Jace Bohrofen	4	-
Kendall Diggs	4	1
Max Soliz Jr.	3	-
Drake Varnado	2	-
Dylan Leach	2	1

CAREER HOME RUNS

Name	Solo	2R	3R	GS	Total
Chris Lanzilli	24	13	6	3	46
Robert Moore	11	8	2	-	21
Brady Slavens	7	7	5	-	19
Cayden Wallace	9	3	4	3	19
Michael Turner	6	7	-	2	15
Braydon Webb	8	5	-	2	15
Jalen Battles	6	5	1	-	12
Zack Gregory	5	-	1	-	6
Jace Bohrofen	2	1	1	-	4
Dylan Leach	2	1	-	-	3
Peyton Stovall	1	2	-	-	3
Kendall Diggs	-	-	1	-	1

HOME RUN BREAKDOWN

Total	45
at Baum-Walker Stadium	40
on the Road	4
Neutral Site	1
vs. RHP	32
vs. LHP	13
w/ 0 Outs	18
w/ 1 Out	17
w/ 2 Outs	10
Solo	24
Two-Run	13
Three-Run	4
Grand Slam	4
Leadoff	8
Back-To-Back	3
Pinch-Hit	0
Walk-Off	2
Before 7th Inning	31
7th Inning and Beyond	14
Opponent Total	20
Last HR Given Up	Solo
Longest Stretch Without HR Allowed	3
Current Streak of No HR Allowed	0

COMEBACKS

defined as any win when trailing after an inning

Date / Opponent	Score (Inn.)	Final
Feb. 20 / Illinois State	0-1 (2)	W, 4-2
Feb. 27 / vs. Louisiana	1-3 (3)	W, 6-4
March 10 / UIC [DH-2]	1-4 (7)	W, 5-4
March 15 / Grambling	0-1 (1)	W, 14-1
March 27 / at Mizzou	0-2 (3)	W, 6-4
March 29 / Little Rock	0-5 (2)	W, 16-8
April 2 / Mississippi State	0-1 (1)	W, 12-5
April 5 / UCA	1-3 (1)	W, 21-9

BLOWN LEADS

defined as any loss when leading after an inning

Date/Opponent	Score (Inn.)	Final
March 4 / Southeastern	1-0 (5)	L, 7-3
March 6 / at Mizzou	4-3 (6)	L, 7-5



III HOME RUN CHART

No.	Player	Game	Date	Opponent	Pitcher	On Base	Inning	Outs	Count	Score	Final
1	Jalen Battles (1)*	1	Feb. 18	Illinois State	RHP Colin Wyman	0	5th	0	2-1	0-2	L, 3-2
2	Zack Gregory (1)	1	Feb. 18	Illinois State	RHP Colin Wyman	0	5th	1	1-1	1-2	L, 3-2
3	Robert Moore (1)	2	Feb. 19	Illinois State	LHP Sean Sinisko	0	2nd	1	0-1	0-0	W, 5-1
4	Jalen Battles (2)	6	Feb. 27	vs. Louisiana	RHP Drew Shifflet	2	9th	1	1-0	2-3	W, 6-4
5	Brady Slavens (1)	7	March 2	Omaha	RHP Jackson Gordon	0	4th	1	0-1	1-2	W, 15-3
6	Michael Turner (1)	7	March 2	Omaha	RHP Brady Posch	1	5th	0	1-0	6-2	W, 15-3
7	Peyton Stovall (1)	7	March 2	Omaha	RHP Brady Posch	1	5th	0	0-0	8-2	W, 15-3
8	Michael Turner (2)	9	March 5	Southeastern [DH-1]	RHP Trey Harrington	1	7th	1	1-1	2-2	W, 4-2
9	Jalen Battles (3)	11	March 10	UIC [DH-1]	RHP Zak Gould	1	6th	1	3-2	5-0	W, 12-4
10	Brady Slavens (2) *	11	March 10	UIC [DH-1]	RHP Alec Schuldt	0	8th	0	0-0	8-3	W, 12-4
11	Cayden Wallace (1)	11	March 10	UIC [DH-1]	RHP Alec Schuldt	2	8th	2	0-0	9-3	W, 12-4
12	Chris Lanzilli (1) ^	13	March 12	UIC	RHP Cristian Lopez	2	3rd	2	2-1	0-0	W, 10-1
13	Brady Slavens (3) ^	13	March 12	UIC	RHP Cristian Lopez	0	3rd	2	0-1	3-0	W, 10-1
14	Cayden Wallace (2)	13	March 12	UIC	RHP Peter Newton	3	6th	0	2-0	4-1	W, 10-1
15	Michael Turner (3)	13	March 12	UIC	RHP Peter Newton	0	6th	1	2-2	8-1	W, 10-1
16	Cayden Wallace (3)	14	March 13	UIC	RHP Matt Zahora	3	8th	2	0-0	4-6	W, 10-8
17	Chris Lanzilli (2) !	14	March 13	UIC	RHP Tanner Shears	1	9th	0	1-2	8-8	W, 10-8
18	Michael Turner (4)	15	March 15	Grambling	RHP Roy Peguero	1	5th	0	1-0	3-1	W, 14-1
19	Braydon Webb (1) !	15	March 15	Grambling	LHP Matthew Boulton	3	8th	1	1-0	10-1	W, 14-1
20	Robert Moore (2)	17	March 18	Kentucky	RHP Wyatt Hudepohl	0	7th	1	1-1	5-1	W, 6-2
21	Braydon Webb (2)	18	March 19	Kentucky	LHP Magdiel Cotto	0	2nd	1	2-0	2-2	W, 9-3
22	Peyton Stovall (2)	18	March 19	Kentucky	RHP Ryan Hagenow	1	2nd	2	1-2	3-2	W, 9-3
23	Braydon Webb (3)	19	March 20	Kentucky	LHP Tyler Bosma	1	3rd	0	1-1	0-0	W, 3-1
24	Braydon Webb (4)	20	March 25	at Mizzou	LHP Nathan Landry	1	8th	0	2-2	5-5	W, 7-5
25	Cayden Wallace (4) *	23	March 29	Little Rock	RHP Jacob Weatherley	0	5th	0	2-2	2-7	W, 16-8
26	Kendall Diggs (1)	23	March 29	Little Rock	RHP Reese Lansville	2	8th	0	0-1	11-7	W, 16-8
27	Braydon Webb (5)	23	March 29	Little Rock	RHP Reese Lansville	1	8th	2	0-1	14-7	W, 16-8
28	Jalen Battles (4)	24	April 1	Mississippi State	RHP Preston Johnson	1	2nd	1	0-0	0-0	W, 8-1
29	Jalen Battles (5)	24	April 1	Mississippi State	RHP Preston Johnson	0	3rd	1	0-2	6-0	W, 8-1
30	Brady Slavens (4)	25	April 2	Mississippi State	LHP Cam Tullar	1	3rd	2	0-1	4-1	W, 12-5
31	Chris Lanzilli (3) ^	25	April 2	Mississippi State	LHP Cam Tullar	0	4th	1	0-0	8-1	W, 12-5
32	Robert Moore (3) ^	25	April 2	Mississippi State	LHP Cam Tullar	0	4th	1	1-1	9-1	W, 12-5
33	Zack Gregory (2) *	25	April 2	Mississippi State	RHP KC Hunt	0	5th	0	2-1	10-3	W, 12-5
34	Zack Gregory (3) *	26	April 3	Mississippi State	RHP Cade Smith	0	3rd	0	3-2	0-2	L, 5-3
35	Braydon Webb (6)	26	April 3	Mississippi State	RHP Cade Smith	0	4th	1	1-1	1-3	L, 5-3
36	Braydon Webb (7)	27	April 5	UCA	LHP Dillon Janak	3	3rd	1	0-0	7-5	W, 21-9
37	Jace Bohrofen (1)	27	April 5	UCA	RHP Tyler Navarro	0	4th	0	3-2	11-5	W, 21-9
38	Peyton Stovall (3)	27	April 5	UCA	RHP Tyler Navarro	0	4th	2	0-2	12-5	W, 21-9
39	Dylan Leach (1)	27	April 5	UCA	RHP Spencer Nelson	1	6th	1	2-1	14-5	W, 21-9
40	Jalen Battles (6) *	27	April 5	UCA	LHP Brady Walker	0	7th	0	2-0	18-9	W, 21-9
41	Dylan Leach (2)	27	April 5	UCA	LHP Brady Walker	0	7th	2	2-1	19-9	W, 21-9
42	Jace Bohrofen (2)	27	April 5	UCA	LHP Jack Haley	0	8th	2	1-0	20-9	W, 21-9
43	Chris Lanzilli (4) *	28	April 7	at Florida	LHP Hunter Barco	0	6th	0	1-1	2-0	W, 8-1
44	Cayden Wallace (5) ^	28	April 7	at Florida	RHP Nick Ficarrotta	0	9th	0	0-0	3-0	W, 8-1
45	Braydon Webb (8) ^	28	April 7	at Florida	RHP Nick Ficarrotta	0	9th	0	1-0	4-0	W, 8-1

* - indicates leadoff home run | ^ - indicates back-to-back home run | ! - indicates walk-off home run | + - indicates pinch-hit home run



STARTERS GAME-BY-GAME

Opponent	W-L	IP	H	R	ER	BB	K
Illinois State	--	5.0	5	2	2	2	5
Illinois State	W	6.0	5	0	0	1	5
Illinois State	W	5.0	5	1	1	2	5
vs. Indiana	W	6.0	5	1	1	2	10
vs. #6 Stanford	L	2.1	6	3	3	2	3
vs. Louisiana	W	6.0	3	3	3	2	4
Omaha	--	2.2	4	1	1	0	0
Southeastern	L	5.1	7	3	3	0	5
Southeastern	W	7.0	2	2	2	3	9
Southeastern	W	6.1	2	1	1	4	7
UIC	W	6.2	4	3	3	2	11
UIC	--	3.0	2	1	1	1	3
UIC	W	5.0	4	1	1	3	8
UIC	--	3.1	1	5	5	4	5
Grambling	W	4.0	2	1	1	1	6
Grambling	--	2.1	5	3	3	0	1
Kentucky	W	6.1	6	1	1	2	7
Kentucky	W	6.0	5	3	3	3	7
Kentucky	W	6.0	4	0	0	4	8
at Mizzou	--	5.0	7	3	3	1	9
at Mizzou	--	5.0	6	3	3	3	5
at Mizzou	W	7.1	4	4	4	3	8
Little Rock	--	0.2	3	4	4	2	1
Mississippi State	W	7.0	4	1	1	0	6
Mississippi State	W	6.0	3	3	3	3	7
Mississippi State	--	5.0	4	2	2	1	5
UCA	--	0.1	4	3	3	0	1
at Florida	W	7.0	1	0	0	1	7
at Florida	L	4.1	7	7	6	2	1

BULLPEN GAME-BY-GAME

Opponent	W-L	IP	H	R	ER	BB	K
Illinois State	L	4.0	2	1	1	4	3
Illinois State	--	3.0	4	1	1	2	5
Illinois State	--	4.0	2	1	1	0	6
vs. Indiana	--	3.0	1	1	0	1	6
vs. #6 Stanford	--	6.2	7	2	1	2	4
vs. Louisiana		3.0	0	1	1	4	4
Omaha	W	6.1	6	2	2	3	8
Southeastern	--	3.2	2	4	4	3	6
Southeastern	--	2.0	1	0	0	1	2
Southeastern	--	1.2	1	0	0	0	2
UIC	--	2.1	0	1	1	3	4
UIC	W	6.0	4	3	3	3	5
UIC	--	3.0	0	0	0	2	7
UIC	W	5.2	6	3	1	4	5
Grambling	--	4.0	0	0	0	0	7
Grambling	W	5.2	6	0	0	3	7
Kentucky	--	2.2	2	1	1	0	3
Kentucky	--	3.0	0	0	0	1	5
Kentucky	--	3.0	3	1	1	0	2
at Mizzou	W	4.0	8	2	2	0	8
at Mizzou	L	3.0	4	4	4	3	4
at Mizzou	--	1.2	0	0	0	0	2
Little Rock	W	8.1	9	4	3	1	15
Mississippi State	--	2.0	0	0	0	0	2
Mississippi State	--	3.0	2	2	0	1	2
Mississippi State	W	7.0	5	3	3	2	10
UCA	W	8.2	9	6	6	4	11
at Florida	--	2.0	2	1	1	1	2
at Florida	--	3.2	2	0	0	1	3

TEAM RECORD PER STARTER

Pitcher (Total Starts)	Record
Jaxon Wiggins (7)	6-1
Connor Noland (8)	6-2
Hagen Smith (8)	5-3
Mark Adamiak (3)	3-0
Austin Ledbetter (2)	2-0
Miller Pleimann (1)	1-0

QUALITY STARTS

Pitcher (Total Starts)	QS	Record
Connor Noland (8)	5	5-0
Hagen Smith (8)	4	4-0
Jaxon Wiggins (7)	3	3-0

RUN SUPPORT

Pitcher (Total Starts)	Runs	Per Start
Miller Pleimann (1)	21	21.0
Mark Adamiak (3)	45	15.0
Austin Ledbetter (2)	18	9.0
Jaxon Wiggins (7)	43	6.6
Connor Noland (8)	51	6.4
Hagen Smith (8)	48	6.0



||| GAME-BY-GAME BATTING ORDER

RECORD: 23-6 • **HOME:** 18-3 • **AWAY:** 3-2 • **NEUTRAL:** 2-1 • **SEC:** 8-3

Date	Opponent	1	2	3	4	5	6	7	8	9
Feb. 18	Illinois State	Stovall	Wallace	Bohrofen	Moore	Turner	Slavens	Battles	Lanzilli	Gregory
Feb. 19	Illinois State	Stovall	Wallace	Bohrofen	Webb	Moore	Slavens	Lanzilli	Turner	Battles
Feb. 20	Illinois State	Stovall	Wallace	Moore	Lanzilli	Slavens	Webb	Gregory	Battles	Leach
Feb. 25	vs. Indiana	Stovall	Wallace	Moore	Bohrofen	Lanzilli	Slavens	Turner	Battles	Gregory
Feb. 27	vs. #6 Stanford	Stovall	Wallace	Moore	Lanzilli	Turner	Webb	Slavens	Battles	Gregory
Feb. 27	vs. Louisiana	Gregory	Wallace	Moore	Turner	Lanzilli	Bohrofen	Battles	Diggs	Leach
March 2	Omaha	Stovall	Wallace	Moore	Lanzilli	Webb	Slavens	Battles	Turner	Gregory
March 4	Southeastern	Stovall	Wallace	Moore	Lanzilli	Slavens	Turner	Battles	Bohrofen	Gregory
March 5	Southeastern [DH-1]	Gregory	Wallace	Turner	Moore	Bohrofen	Lanzilli	Slavens	Battles	Stovall
March 5	Southeastern [DH-2]	Gregory	Wallace	Turner	Moore	Bohrofen	Lanzilli	Diggs	Battles	Leach
March 10	UIC [DH-1]	Wallace	Moore	Turner	Lanzilli	Slavens	Battles	Stovall	Webb	Gregory
March 10	UIC [DH-2]	Wallace	Moore	Turner	Slavens	Lanzilli	Diggs	Battles	Gregory	Leach
March 12	UIC	Wallace	Moore	Turner	Lanzilli	Slavens	Battles	Stovall	Soliz Jr.	Gregory
March 13	UIC	Wallace	Moore	Turner	Lanzilli	Slavens	Battles	Stovall	Webb	Gregory
March 15	Grambling	Wallace	Stovall	Turner	Lanzilli	Slavens	Diggs	Battles	Webb	Leach
March 16	Grambling	Wallace	Stovall	Turner	Lanzilli	Moore	Slavens	Webb	Leach	Varnado
March 18	Kentucky	Wallace	Stovall	Turner	Lanzilli	Moore	Slavens	Battles	Webb	Gregory
March 19	Kentucky	Wallace	Stovall	Turner	Lanzilli	Moore	Slavens	Battles	Webb	Gregory
March 20	Kentucky	Wallace	Stovall	Turner	Lanzilli	Moore	Slavens	Battles	Webb	Gregory
March 25	at Mizzou	Wallace	Stovall	Turner	Moore	Lanzilli	Slavens	Battles	Webb	Gregory
March 26	at Mizzou	Wallace	Stovall	Moore	Turner	Lanzilli	Battles	Slavens	Webb	Gregory
March 27	at Mizzou	Wallace	Stovall	Turner	Moore	Lanzilli	Diggs	Webb	Battles	Gregory
March 29	Little Rock	Wallace	Webb	Turner	Moore	Lanzilli	Battles	Diggs	Varnado	Leach
April 1	Mississippi State	Wallace	Stovall	Turner	Lanzilli	Moore	Webb	Bohrofen	Battles	Gregory
April 2	Mississippi State	Wallace	Stovall	Turner	Lanzilli	Moore	Webb	Slavens	Battles	Gregory
April 3	Mississippi State	Wallace	Stovall	Turner	Lanzilli	Moore	Webb	Slavens	Battles	Gregory
April 5	UCA	Wallace	Webb	Moore	Slavens	Bohrofen	Battles	Diggs	Stovall	Leach
April 7	at Florida	Wallace	Webb	Moore	Lanzilli	Turner	Battles	Slavens	Stovall	Gregory
April 8	at Florida	Wallace	Bohrofen	Moore	Lanzilli	Turner	Webb	Slavens	Battles	Stovall

GAME-BY-GAME DEFENSIVE LINEUP |||



RECORD: 23-6 • **HOME:** 18-3 • **AWAY:** 3-2 • **NEUTRAL:** 2-1 • **SEC:** 8-3

Date	Opponent	C	1B	2B	3B	SS	LF	CF	RF	DH
Feb. 18	Illinois State	Turner	Stovall	Moore	Wallace	Battles	Bohrofen	Gregory	Slavens	Lanzilli
Feb. 19	Illinois State	Turner	Stovall	Moore	Wallace	Battles	Bohrofen	Webb	Slavens	Lanzilli
Feb. 20	Illinois State	Leach	Stovall	Moore	Wallace	Battles	Lanzilli	Webb	Gregory	Slavens
Feb. 25	vs. Indiana	Turner	Stovall	Moore	Wallace	Battles	Bohrofen	Gregory	Slavens	Lanzilli
Feb. 27	vs. #6 Stanford	Turner	Stovall	Moore	Wallace	Battles	Gregory	Webb	Slavens	Lanzilli
Feb. 27	vs. Louisiana	Leach	Turner	Moore	Wallace	Battles	Bohrofen	Gregory	Lanzilli	Diggs
March 2	Omaha	Turner	Stovall	Moore	Wallace	Battles	Gregory	Webb	Slavens	Lanzilli
March 4	Southeastern	Turner	Stovall	Moore	Wallace	Battles	Bohrofen	Gregory	Slavens	Lanzilli
March 5	Southeastern [DH-1]	Turner	Stovall	Moore	Wallace	Battles	Bohrofen	Gregory	Lanzilli	Slavens
March 5	Southeastern [DH-2]	Leach	Turner	Moore	Wallace	Battles	Bohrofen	Gregory	Lanzilli	Diggs
March 10	UIC [DH-1]	Turner	Stovall	Moore	Wallace	Battles	Gregory	Webb	Lanzilli	Slavens
March 10	UIC [DH-2]	Leach	Turner	Moore	Wallace	Battles	Lanzilli	Gregory	Slavens	Diggs
March 12	UIC	Turner	Stovall	Moore	Wallace	Battles	Lanzilli	Gregory	Slavens	Soliz Jr.
March 13	UIC	Turner	Stovall	Moore	Wallace	Battles	Gregory	Webb	Lanzilli	Slavens
March 15	Grambling	Leach	Diggs	Stovall	Wallace	Battles	Lanzilli	Webb	Slavens	Turner
March 16	Grambling	Leach	Turner	Stovall	Wallace	Moore	Varnado	Webb	Slavens	Lanzilli
March 18	Kentucky	Turner	Stovall	Moore	Wallace	Battles	Gregory	Webb	Lanzilli	Slavens
March 19	Kentucky	Turner	Stovall	Moore	Wallace	Battles	Gregory	Webb	Lanzilli	Slavens
March 20	Kentucky	Turner	Stovall	Moore	Wallace	Battles	Gregory	Webb	Lanzilli	Slavens
March 25	at Mizzou	Turner	Stovall	Moore	Wallace	Battles	Gregory	Webb	Lanzilli	Slavens
March 26	at Mizzou	Turner	Stovall	Moore	Wallace	Battles	Gregory	Webb	Lanzilli	Slavens
March 27	at Mizzou	Turner	Stovall	Moore	Wallace	Battles	Gregory	Webb	Lanzilli	Diggs
March 29	Little Rock	Leach	Turner	Moore	Wallace	Battles	Lanzilli	Webb	Varnado	Diggs
April 1	Mississippi State	Turner	Stovall	Moore	Wallace	Battles	Gregory	Webb	Lanzilli	Bohrofen
April 2	Mississippi State	Turner	Stovall	Moore	Wallace	Battles	Gregory	Webb	Lanzilli	Slavens
April 3	Mississippi State	Turner	Stovall	Moore	Wallace	Battles	Gregory	Webb	Lanzilli	Slavens
April 5	UCA	Leach	Stovall	Moore	Wallace	Battles	Bohrofen	Webb	Slavens	Diggs
April 7	at Florida	Turner	Stovall	Moore	Wallace	Battles	Gregory	Webb	Lanzilli	Slavens
April 8	at Florida	Turner	Stovall	Moore	Wallace	Battles	Bohrofen	Webb	Lanzilli	Slavens



||| GAME-BY-GAME HITTING

RECORD: 23-6 • **HOME:** 18-3 • **AWAY:** 3-2 • **NEUTRAL:** 2-1 • **SEC:** 8-3

Date	Opponent	AB	R	H	RBI	2B	3B	HR	BB	IBB	SB	CS	HBP	SAC	SF	GDP	K	PO	A	E	Avg.
Feb. 18	Illinois State	31	2	4	2	0	0	2	2	0	0	0	2	0	0	0	9	27	15	0	.129
Feb. 19	Illinois State	32	5	8	5	4	0	1	4	0	0	0	1	0	0	0	4	27	9	0	.190
Feb. 20	Illinois State	34	4	12	4	4	1	0	5	1	0	0	0	0	0	1	8	27	12	1	.247
Feb. 25	vs. Indiana	37	5	9	4	3	1	0	4	0	1	0	1	0	0	0	6	27	9	1	.246
Feb. 27	vs. #6 Stanford	29	0	3	0	0	0	0	6	0	0	0	0	0	0	0	15	27	13	2	.221
Feb. 27	vs. Louisiana	34	6	6	5	2	0	1	8	0	2	0	0	0	0	1	13	27	10	1	.213
March 2	Omaha	39	15	15	13	4	0	3	9	0	0	0	1	0	1	1	8	27	9	0	.242
March 4	Southeastern	32	3	8	3	3	0	0	4	0	0	0	0	0	1	1	8	27	13	0	.243
March 5	Southeastern [DH-1]	28	4	5	4	1	0	1	5	0	0	1	2	0	0	0	7	27	8	0	.236
March 5	Southeastern [DH-2]	35	11	14	10	3	1	0	5	0	0	1	1	0	0	0	7	24	14	0	.254
March 10	UIC [DH-1]	35	12	13	12	1	0	3	1	0	1	0	1	1	0	0	9	27	11	0	.265
March 10	UIC [DH-2]	28	5	6	4	2	0	0	10	0	0	0	2	0	0	2	3	27	17	1	.261
March 12	UIC	37	10	13	10	2	0	4	5	0	1	0	0	0	0	1	5	27	5	0	.269
March 13	UIC	36	10	13	10	3	0	2	2	0	0	0	0	0	2	0	4	27	8	2	.276
March 15	Grambling	31	14	8	13	1	0	2	10	0	1	0	1	0	2	0	5	24	8	0	.275
March 16	Grambling	38	13	14	10	3	0	0	11	1	3	0	2	0	1	0	10	24	10	1	.282
March 18	Kentucky	34	6	9	6	2	0	1	3	0	2	0	1	0	1	1	14	27	11	0	.281
March 19	Kentucky	32	9	8	9	2	0	2	6	1	0	0	1	0	1	0	9	27	9	0	.279
March 20	Kentucky	29	3	6	3	0	0	1	5	1	2	0	1	0	0	0	9	27	1	0	.276
March 25	at Mizzou	37	7	12	7	1	0	1	3	0	1	0	2	0	1	1	13	27	8	1	.278
March 26	at Mizzou	34	5	6	4	2	0	0	4	0	0	0	1	0	0	1	12	24	11	1	.274
March 27	at Mizzou	33	6	8	5	1	0	0	6	0	1	0	1	2	0	2	6	27	9	0	.272
March 29	Little Rock	38	16	15	14	3	0	3	8	0	2	0	2	0	1	0	8	27	10	1	.278
April 1	Mississippi State	32	8	8	8	1	1	2	11	0	3	0	0	0	1	1	9	27	11	0	.277
April 2	Mississippi State	31	12	8	11	2	0	4	8	0	1	0	4	0	0	1	3	27	8	2	.276
April 3	Mississippi State	38	3	8	3	0	0	2	7	2	0	0	0	4	1	0	13	36	12	0	.273
April 5	UCA	44	21	19	20	4	3	7	3	0	2	0	3	0	1	0	6	27	7	1	.281
April 7	at Florida	36	8	12	8	2	0	3	3	0	3	0	4	1	1	1	11	27	10	0	.283
April 8	at Florida	36	2	10	1	0	1	0	2	0	0	0	0	0	0	2	6	24	13	1	.283
	Totals	990	225	280	208	56	8	45	160	6	26	2	34	8	15	17	240	777	291	16	.283



RECORD: 23-6 • HOME: 18-3 • AWAY: 3-2 • NEUTRAL: 2-1 • SEC: 8-3

Date	Opponent	IP	H	R	ER	BB	SO	2B	3B	HR	WP	BK	HBP	DP	IBB	Score	W	L	SV	ERA
Feb. 18	Illinois State	9.0	7	3	3	6	8	1	0	0	2	1	1	0	0	2-3	0	1	0	3.00
Feb. 19	Illinois State	9.0	9	1	1	3	10	2	0	0	0	0	0	2	0	5-1	1	1	1	2.00
Feb. 20	Illinois State	9.0	7	2	2	2	11	2	0	1	1	1	1	0	0	4-2	2	1	2	2.00
Feb. 25	vs. Indiana	9.0	6	2	1	3	16	1	1	0	0	0	0	2	0	5-2	3	1	3	1.75
Feb. 27	vs. #6 Stanford	9.0	13	5	4	4	8	1	0	1	1	0	2	4	0	0-5	3	2	3	2.20
Feb. 27	vs. Louisiana	9.0	3	4	4	6	8	1	0	0	2	0	2	1	0	6-4	4	2	4	2.50
March 2	Omaha	9.0	10	3	3	3	8	1	0	0	1	1	1	1	0	15-3	5	2	4	2.57
March 4	Southeastern	9.0	9	7	7	3	11	0	0	0	1	0	5	0	0	3-7	5	3	4	3.12
March 5	Southeastern [DH-1]	9.0	3	2	2	4	11	0	0	1	1	0	1	1	0	4-2	6	3	5	3.00
March 5	Southeastern [DH-2]	8.0	3	1	1	4	9	1	0	1	1	0	1	1	0	11-1	7	3	5	2.83
March 10	UIC [DH-1]	9.0	4	4	4	5	15	3	0	0	0	0	2	0	0	12-4	8	3	5	2.94
March 10	UIC [DH-2]	9.0	6	4	4	4	8	2	0	1	1	0	3	1	0	5-4	9	3	5	3.03
March 12	UIC	9.0	4	1	1	5	15	0	0	1	0	0	2	0	0	10-1	10	3	5	2.87
March 13	UIC	9.0	7	8	8	8	10	2	0	0	2	0	2	1	0	10-8	11	3	5	3.24
March 15	Grambling	8.0	2	1	1	1	13	1	0	0	0	0	1	0	0	14-1	12	3	5	3.11
March 16	Grambling	8.0	11	3	3	3	8	1	0	2	2	0	0	2	0	13-3	13	3	5	3.13
March 18	Kentucky	9.0	8	2	2	2	10	2	0	0	0	0	2	1	0	6-2	14	3	5	3.06
March 19	Kentucky	9.0	5	3	3	4	12	0	0	1	0	0	0	1	0	9-3	15	3	6	3.06
March 20	Kentucky	9.0	7	1	1	4	10	2	0	1	1	0	1	0	0	3-1	16	3	7	2.95
March 25	at Mizzou	9.0	15	5	5	1	17	1	0	0	2	0	1	0	0	7-5	17	3	8	3.05
March 26	at Mizzou	8.0	10	7	7	6	9	3	0	0	4	0	1	0	0	5-7	17	4	8	3.26
March 27	at Mizzou	9.0	4	4	4	3	10	1	0	1	0	0	3	1	0	6-4	18	4	9	3.29
March 29	Little Rock	9.0	12	8	7	3	16	4	0	1	2	0	1	0	0	16-8	19	4	9	3.46
April 1	Mississippi State	9.0	4	1	1	0	8	0	0	1	0	0	0	0	0	8-1	20	4	9	3.35
April 2	Mississippi State	9.0	5	5	3	4	9	0	1	1	0	0	0	0	0	12-5	21	4	9	3.34
April 3	Mississippi State	12.0	9	5	5	3	15	0	0	3	0	0	4	2	0	3-5	21	5	9	3.36
April 5	UCA	9.0	13	9	9	4	12	2	0	1	1	0	1	1	0	21-9	22	5	9	3.57
April 7	at Florida	9.0	3	1	1	2	9	1	0	0	0	1	0	0	0	8-1	23	5	10	3.48
April 8	at Florida	8.0	9	7	6	3	4	3	0	2	1	0	0	1	0	2-7	23	6	10	3.58
	Totals	259.0	208	109	103	103	310	38	2	20	25	4	38	23	0	225-109	23	6	10	3.58



1 ROBERT MOORE

SEASON HIGHS

Category	High	Opponent (Last)	Date
Hits	3	3x (Mississippi State)	4/2/22
Runs	3	2x (Little Rock)	3/29/22
Doubles	2	Illinois State	2/20/22
Triples	1	2x (UCA)	4/5/22
Home Runs	1	3x (Mississippi State)	4/2/22
RBI	3	3x (Kentucky)	3/19/22
Walks	3	Grambling	3/16/22
Stolen Bases	1	2x (at Florida)	4/7/22

CAREER HIGHS

Category	High	Opponent (Last)	Date
Hits	4	2x (#16 NC State)	6/11/21
Runs	5	#16 NC State	6/11/21
Doubles	2	2x (Illinois State)	2/20/22
Triples	1	4x (UCA)	4/5/22
Home Runs	2	3x (#16 NC State)	6/11/21
RBI	6	UCA	3/30/21
Walks	4	at #3 Ole Miss	4/11/21
Stolen Bases	2	vs. #3 Texas Tech	2/20/21



3 ZACK GREGORY

SEASON HIGHS

Category	High	Opponent (Last)	Date
Hits	3	Mississippi State	4/2/22
Runs	3	2x (UIC)	3/13/22
Doubles	1	5x (Kentucky)	3/18/22
Triples	--	--	--
Home Runs	1	3x (Mississippi State)	4/3/22
RBI	2	Kentucky	3/18/22
Walks	2	UIC	3/10/22
Stolen Bases	1	3x (Kentucky)	3/20/22

CAREER HIGHS

Category	High	Opponent (Last)	Date
Hits	3	Mississippi State	4/2/22
Runs	3	2x (UIC)	3/13/22
Doubles	1	10x (Kentucky)	3/18/22
Triples	1	Auburn	4/2/21
Home Runs	1	6x (Mississippi State)	4/3/22
RBI	3	2x (Texas A&M)	4/18/21
Walks	3	Murray State	3/7/21
Stolen Bases	1	5x (Kentucky)	3/20/22



2 JALEN BATTLES

SEASON HIGHS

Category	High	Opponent (Last)	Date
Hits	2	8x (Mississippi State)	4/1/22
Runs	2	6x (Mississippi State)	4/2/22
Doubles	1	3x (UIC)	3/12/22
Triples	--	--	--
Home Runs	2	Mississippi State	4/1/22
RBI	3	2x (Mississippi State)	4/1/22
Walks	2	2x (at Florida)	4/7/22
Stolen Bases	--	--	--

CAREER HIGHS

Category	High	Opponent (Last)	Date
Hits	3	4x (vs. #4 Tennessee)	5/30/21
Runs	4	NJIT	6/4/21
Doubles	2	2x (#16 NC State)	6/11/21
Triples	--	--	--
Home Runs	2	2x (Mississippi State)	4/1/22
RBI	4	UCA	3/30/21
Walks	3	2x (vs. Georgia)	5/26/21
Stolen Bases	1	5x (at #3 Ole Miss)	4/10/21



4 JUDE PUTZ

SEASON HIGHS

Category	High	Opponent (Last)	Date
Hits	--	--	--
Runs	--	--	--
Doubles	--	--	--
Triples	--	--	--
Home Runs	--	--	--
RBI	--	--	--
Walks	--	--	--
Stolen Bases	--	--	--

CAREER HIGHS

Category	High	Opponent (Last)	Date
Hits	--	--	--
Runs	--	--	--
Doubles	--	--	--
Triples	--	--	--
Home Runs	--	--	--
RBI	--	--	--
Walks	--	--	--
Stolen Bases	--	--	--



5 KENDALL DIGGS

SEASON HIGHS

Category	High	Opponent (Last)	Date
Hits	2	2x (UCA)	4/5/22
Runs	2	UCA	4/5/22
Doubles	1	UCA	4/5/22
Triples	--	--	--
Home Runs	1	Little Rock	3/29/22
RBI	4	Little Rock	3/29/22
Walks	2	3x (at Mizzou)	3/27/22
Stolen Bases	1	at Mizzou	3/27/22

CAREER HIGHS

Category	High	Opponent (Last)	Date
Hits	2	2x (UCA)	4/5/22
Runs	2	UCA	4/5/22
Doubles	1	UCA	4/5/22
Triples	--	--	--
Home Runs	1	Little Rock	3/29/22
RBI	4	Little Rock	3/29/22
Walks	2	3x (at Mizzou)	3/27/22
Stolen Bases	1	at Mizzou	3/27/22




7 CAYDEN WALLACE

SEASON HIGHS

Category	High	Opponent (Last)	Date
Hits	4	vs. Indiana	2/25/22
Runs	3	4x (UCA)	4/5/22
Doubles	2	vs. Indiana	2/25/22
Triples	1	Illinois State	2/20/22
Home Runs	1	5x (at Florida)	4/7/22
RBI	6	UIC	3/13/22
Walks	3	2x (Mississippi State)	4/3/22
Stolen Bases	2	UCA	4/5/22

CAREER HIGHS

Category	High	Opponent (Last)	Date
Hits	4	vs. Indiana	2/25/22
Runs	3	6x (UCA)	4/5/22
Doubles	2	vs. Indiana	2/25/22
Triples	1	Illinois State	2/20/22
Home Runs	2	#9 Florida	5/20/21
RBI	6	UIC	3/13/22
Walks	3	3x (Mississippi State)	4/3/22
Stolen Bases	2	UCA	4/5/22



8 JACE BOHROFEN

SEASON HIGHS

Category	High	Opponent (Last)	Date
Hits	3	Southeastern	3/5/22
Runs	2	UCA	4/5/22
Doubles	2	Southeastern	3/4/22
Triples	1	Southeastern	3/5/22
Home Runs	2	UCA	4/5/22
RBI	5	Southeastern	3/5/22
Walks	1	2x (Southeastern)	3/4/22
Stolen Bases	--	--	--

CAREER HIGHS

Category	High	Opponent (Last)	Date
Hits	3	3x (Southeastern)	3/5/22
Runs	2	4x (UCA)	4/5/22
Doubles	2	Southeastern	3/4/22
Triples	1	4x (Southeastern)	3/5/22
Home Runs	2	UCA	4/5/22
RBI	6	UT Arlington	3/9/21
Walks	3	at #11 Oklahoma State	3/30/21
Stolen Bases	1	vs. #2 Texas	5/27/21



9 DRAKE VARNADO

SEASON HIGHS

Category	High	Opponent (Last)	Date
Hits	2	Grambling	3/16/22
Runs	1	4x (Little Rock)	3/29/22
Doubles	1	Grambling	3/16/22
Triples	--	--	--
Home Runs	--	--	--
RBI	2	Little Rock	3/29/22
Walks	1	2x (Little Rock)	3/29/22
Stolen Bases	--	--	--

CAREER HIGHS

Category	High	Opponent (Last)	Date
Hits	2	Grambling	3/16/22
Runs	1	4x (Little Rock)	3/29/22
Doubles	1	Grambling	3/16/22
Triples	--	--	--
Home Runs	--	--	--
RBI	2	Little Rock	3/29/22
Walks	1	2x (Little Rock)	3/29/22
Stolen Bases	--	--	--



10 PEYTON STOVALL

SEASON HIGHS

Category	High	Opponent (Last)	Date
Hits	3	2x (Grambling)	3/16/22
Runs	4	UCA	4/5/22
Doubles	1	3x (Grambling)	3/15/22
Triples	--	--	--
Home Runs	1	3x (UCA)	4/5/22
RBI	2	4x (Kentucky)	3/19/22
Walks	2	Mississippi State	4/1/22
Stolen Bases	--	--	--

CAREER HIGHS

Category	High	Opponent (Last)	Date
Hits	3	2x (Grambling)	3/16/22
Runs	4	UCA	4/5/22
Doubles	1	3x (Grambling)	3/15/22
Triples	--	--	--
Home Runs	1	3x (UCA)	4/5/22
RBI	2	4x (Kentucky)	3/19/22
Walks	2	Mississippi State	4/1/22
Stolen Bases	--	--	--



12 MICHAEL TURNER

SEASON HIGHS

Category	High	Opponent (Last)	Date
Hits	4	UIC	3/12/22
Runs	3	2x (Kentucky)	3/19/22
Doubles	2	Little Rock	3/29/22
Triples	1	vs. Indiana	2/25/22
Home Runs	1	5x (Grambling)	3/15/22
RBI	3	5x (at Mizzou)	3/25/22
Walks	2	4x (Kentucky)	3/20/22
Stolen Bases	--	--	--

CAREER HIGHS

Category	High	Opponent (Last)	Date
Hits	4	5x (UIC)	3/12/22
Runs	3	7x (Kentucky)	3/19/22
Doubles	2	Little Rock	3/29/22
Triples	1	5x (vs. Indiana)	2/25/22
Home Runs	1	15x (Grambling)	3/15/22
RBI	6	at Bowling Green	5/10/19
Walks	2	16x (Kentucky)	3/20/22
Stolen Bases	2	Toledo	5/4/19



15 DYLAN LEACH

SEASON HIGHS

Category	High	Opponent (Last)	Date
Hits	5	UCA	4/5/22
Runs	4	UCA	4/5/22
Doubles	1	2x (UCA)	4/5/22
Triples	1	UCA	4/5/22
Home Runs	2	UCA	4/5/22
RBI	5	UCA	4/5/22
Walks	1	2x (Grambling)	3/15/22
Stolen Bases	1	2x (Grambling)	3/16/22

CAREER HIGHS

Category	High	Opponent (Last)	Date
Hits	5	UCA	4/5/22
Runs	4	UCA	4/5/22
Doubles	1	3x (UCA)	4/5/22
Triples	1	2x (UCA)	4/5/22
Home Runs	2	UCA	4/5/22
RBI	5	UCA	4/5/22
Walks	3	Memphis	3/23/21
Stolen Bases	1	2x (Grambling)	3/16/22



17 BRADY SLAVENS

SEASON HIGHS

Category	High	Opponent (Last)	Date
Hits	3	2x (at Florida)	4/8/22
Runs	2	UIC	3/10/22
Doubles	1	6x (at Florida)	4/7/22
Triples	1	2x (at Florida)	4/8/22
Home Runs	1	4x (Mississippi State)	4/2/22
RBI	3	4x (UCA)	4/5/22
Walks	2	Omaha	3/2/22
Stolen Bases	--	--	--

CAREER HIGHS

Category	High	Opponent (Last)	Date
Hits	3	7x (at Florida)	4/8/22
Runs	3	2x (Murray State)	3/6/21
Doubles	2	at Louisiana Tech	3/13/21
Triples	1	5x (at Florida)	4/8/21
Home Runs	2	2x (#9 Florida)	5/22/21
RBI	5	3x (#9 Florida)	5/22/21
Walks	2	5x (Omaha)	3/2/22
Stolen Bases	1	2x (at Louisiana Tech)	3/12/21

**18 CHRIS LANZILLI****SEASON HIGHS**

Category	High	Opponent (Last)	Date
Hits	3	Grambling	3/16/22
Runs	2	4x (at Florida)	4/7/22
Doubles	1	5x (at Mizzou)	3/26/22
Triples	--	--	--
Home Runs	1	4x (at Florida)	4/7/22
RBI	3	3x (Grambling)	3/16/22
Walks	2	4x (Mississippi State)	4/1/22
Stolen Bases	1	2x (Mississippi State)	4/1/22

CAREER HIGHS

Category	High	Opponent (Last)	Date
Hits	4	Virginia Tech	4/6/19
Runs	3	5x (Brown)	2/29/20
Doubles	3	at Duke	3/23/19
Triples	--	--	--
Home Runs	2	5x (NC State)	5/2/21
RBI	10	Boston College	3/17/19
Walks	3	at Florida State	4/28/19
Stolen Bases	1	10x (Mississippi State)	4/1/22

**44 MAX SOLIZ JR.****SEASON HIGHS**

Category	High	Opponent (Last)	Date
Hits	1	2x (UIC)	3/12/22
Runs	1	UIC	3/12/22
Doubles	1	Omaha	3/2/22
Triples	--	--	--
Home Runs	--	--	--
RBI	1	Omaha	3/2/22
Walks	1	Mississippi State	4/1/22
Stolen Bases	--	--	--

CAREER HIGHS

Category	High	Opponent (Last)	Date
Hits	1	2x (UIC)	3/12/22
Runs	1	UIC	3/12/22
Doubles	1	Omaha	3/2/22
Triples	--	--	--
Home Runs	--	--	--
RBI	1	Omaha	3/2/22
Walks	1	Mississippi State	4/1/22
Stolen Bases	--	--	--

**24 BRAYDON WEBB****SEASON HIGHS**

Category	High	Opponent (Last)	Date
Hits	3	Little Rock	3/29/22
Runs	3	2x (UCA)	4/5/22
Doubles	1	at Mizzou	3/27/22
Triples	--	--	--
Home Runs	1	8x (at Florida)	4/7/22
RBI	4	2x (UCA)	4/5/22
Walks	4	Mississippi State	4/1/22
Stolen Bases	2	Little Rock	3/29/22

CAREER HIGHS

Category	High	Opponent (Last)	Date
Hits	3	2x (Little Rock)	3/29/22
Runs	3	6x (UCA)	4/5/22
Doubles	1	5x (at Mizzou)	3/27/22
Triples	--	--	--
Home Runs	1	15x (at Florida)	4/7/22
RBI	4	2x (UCA)	4/5/22
Walks	4	2x (Mississippi State)	4/1/22
Stolen Bases	2	2x (Little Rock)	3/29/22



13 CONNOR NOLAND

SEASON HIGHS

Category	High	Opponent (Last)	Date
Innings	7.0	2x (at Florida)	4/7/22
Longest Start	7.0	2x (at Florida)	4/7/22
Shortest Start	5.0	Illinois State	2/18/22
Longest Relief	--	--	--
Hits	7	2x (at Mizzou)	3/25/22
Runs	3	3x (at Mizzou)	3/25/22
Earned Runs	3	3x (at Mizzou)	3/25/22
Walks	2	4x (Kentucky)	3/18/22
Strikeouts	11	UIC	3/10/22

CAREER HIGHS

Category	High	Opponent (Last)	Date
Innings	7.2	#2 Mississippi State	4/20/19
Longest Start	7.2	#2 Mississippi State	4/20/19
Shortest Start	0.0	at #6 Vanderbilt	4/13/19
Longest Relief	4.2	SEMO	2/26/21
Hits	7	3x (at Mizzou)	3/25/22
Runs	6	at LSU	5/1/21
Earned Runs	6	at LSU	5/1/21
Walks	3	Gonzaga	2/21/20
Strikeouts	11	2x (UIC)	3/10/20



22 JAXON WIGGINS

SEASON HIGHS

Category	High	Opponent (Last)	Date
Innings	7.1	at Mizzou	3/27/22
Longest Start	7.1	at Mizzou	3/27/22
Shortest Start	3.1	UIC	3/13/22
Longest Relief	--	--	--
Hits	5	Illinois State	2/20/22
Runs	5	UIC	3/13/22
Earned Runs	5	UIC	3/13/22
Walks	4	3x (Kentucky)	3/20/22
Strikeouts	8	2x (at Mizzou)	3/27/22

CAREER HIGHS

Category	High	Opponent (Last)	Date
Innings	7.1	at Mizzou	3/27/22
Longest Start	7.1	at Mizzou	3/27/22
Shortest Start	2.0	vs. #9 Florida	5/22/21
Longest Relief	2.0	2x (Texas A&M)	4/18/21
Hits	5	Illinois State	2/20/22
Runs	5	2x (UIC)	3/13/22
Earned Runs	5	2x (UIC)	3/13/22
Walks	4	3x (Kentucky)	3/20/22
Strikeouts	8	2x (at Mizzou)	3/27/22



20 ELIJAH TREST

SEASON HIGHS

Category	High	Opponent (Last)	Date
Innings	1.1	vs. #6 Stanford	2/27/22
Longest Start	--	--	--
Shortest Start	--	--	--
Longest Relief	1.1	vs. #6 Stanford	2/27/22
Hits	2	at Mizzou	3/26/22
Runs	2	at Mizzou	3/26/22
Earned Runs	2	at Mizzou	3/26/22
Walks	1	vs. #6 Stanford	2/27/22
Strikeouts	2	2x (UCA)	4/5/22

CAREER HIGHS

Category	High	Opponent (Last)	Date
Innings	3.0	3x (vs. #3 Texas Tech)	2/20/21
Longest Start	--	--	--
Shortest Start	--	--	--
Longest Relief	3.0	3x (vs. #3 Texas Tech)	2/20/21
Hits	3	Central Arkansas	3/30/21
Runs	3	3x (#15 LSU)	5/10/19
Earned Runs	3	3x (#15 LSU)	5/10/19
Walks	3	Oral Roberts	4/9/19
Strikeouts	4	2x (vs. #3 Texas Tech)	2/20/21



25 BRADY TYGART

SEASON HIGHS

Category	High	Opponent (Last)	Date
Innings	3.2	Mississippi State	4/3/22
Longest Start	--	--	--
Shortest Start	--	--	--
Longest Relief	3.2	Mississippi State	4/3/22
Hits	4	UIC	3/13/22
Runs	2	UIC	3/13/22
Earned Runs	2	UIC	3/13/22
Walks	1	3x (Mississippi State)	4/3/22
Strikeouts	7	Mississippi State	4/3/22

CAREER HIGHS

Category	High	Opponent (Last)	Date
Innings	3.2	Mississippi State	4/3/22
Longest Start	--	--	--
Shortest Start	--	--	--
Longest Relief	3.2	Mississippi State	4/3/22
Hits	4	UIC	3/13/22
Runs	2	UIC	3/13/22
Earned Runs	2	UIC	3/13/22
Walks	1	3x (Mississippi State)	4/3/22
Strikeouts	7	Mississippi State	4/3/22

**27 NICK MOTEN****SEASON HIGHS**

Category	High	Opponent (Last)	Date
Innings	1.0	Omaha	3/2/22
Longest Start	--	--	--
Shortest Start	--	--	--
Longest Relief	1.0	Omaha	3/2/22
Hits	2	UCA	4/5/22
Runs	4	UCA	4/5/22
Earned Runs	4	UCA	4/5/22
Walks	2	UCA	4/5/22
Strikeouts	1	Omaha	3/2/22

CAREER HIGHS

Category	High	Opponent (Last)	Date
Innings	1.0	Omaha	3/2/22
Longest Start	--	--	--
Shortest Start	--	--	--
Longest Relief	1.0	Omaha	3/2/22
Hits	2	UCA	4/5/22
Runs	4	UCA	4/5/22
Earned Runs	4	UCA	4/5/22
Walks	2	UCA	4/5/22
Strikeouts	1	Omaha	3/2/22

**29 AUSTIN LEDBETTER****SEASON HIGHS**

Category	High	Opponent (Last)	Date
Innings	3.0	UIC	3/10/22
Longest Start	3.0	UIC	3/10/22
Shortest Start	2.1	Grambling	3/16/22
Longest Relief	2.2	Southeastern	3/4/22
Hits	5	Grambling	3/16/22
Runs	3	Grambling	3/16/22
Earned Runs	3	Grambling	3/16/22
Walks	1	UIC	3/10/22
Strikeouts	5	Southeastern	3/4/22

CAREER HIGHS


Category	High	Opponent (Last)	Date
Innings	3.0	UIC	3/10/22
Longest Start	3.0	UIC	3/10/22
Shortest Start	2.1	Grambling	3/16/22
Longest Relief	2.2	Southeastern	3/4/22
Hits	5	Grambling	3/16/22
Runs	3	Grambling	3/16/22
Earned Runs	3	Grambling	3/16/22
Walks	1	UIC	3/10/22
Strikeouts	5	Southeastern	3/4/22

**28 KOLE RAMAGE****SEASON HIGHS**

Category	High	Opponent (Last)	Date
Innings	4.0	Illinois State	2/20/22
Longest Start	--	--	--
Shortest Start	--	--	--
Longest Relief	4.0	Illinois State	2/20/22
Hits	2	6x (Mississippi State)	4/3/22
Runs	3	Southeastern	3/4/22
Earned Runs	3	Southeastern	3/4/22
Walks	2	3x (at Mizzou)	3/26/22
Strikeouts	6	2x (vs. Indiana)	2/25/22

CAREER HIGHS

Category	High	Opponent (Last)	Date
Innings	5.0	2x (vs. Baylor)	3/1/20
Longest Start	5.0	2x (vs. Baylor)	3/1/20
Shortest Start	1.2	#4 Kentucky	3/17/18
Longest Relief	4.2	at #15 Auburn	4/5/19
Hits	7	at #6 Vanderbilt	4/13/19
Runs	7	at #6 Vanderbilt	4/13/19
Earned Runs	7	at #6 Vanderbilt	4/13/19
Walks	6	#14 Ole Miss	6/9/19
Strikeouts	7	2x (Little Rock)	4/6/21

**31 DYLAN CARTER****SEASON HIGHS**

Category	High	Opponent (Last)	Date
Innings	--	--	--
Longest Start	--	--	--
Shortest Start	--	--	--
Longest Relief	--	--	--
Hits	--	--	--
Runs	--	--	--
Earned Runs	--	--	--
Walks	--	--	--
Strikeouts	--	--	--

CAREER HIGHS

Category	High	Opponent (Last)	Date
Innings	--	--	--
Longest Start	--	--	--
Shortest Start	--	--	--
Longest Relief	--	--	--
Hits	--	--	--
Runs	--	--	--
Earned Runs	--	--	--
Walks	--	--	--
Strikeouts	--	--	--



32 ZACK MORRIS

SEASON HIGHS

Category	High	Opponent (Last)	Date
Innings	2.2	Grambling	3/16/22
Longest Start	--	--	--
Shortest Start	--	--	--
Longest Relief	2.2	Grambling	3/16/22
Hits	2	2x (UCA)	4/5/22
Runs	2	UCA	4/5/22
Earned Runs	2	UCA	4/5/22
Walks	1	4x (UCA)	4/5/22
Strikeouts	2	Grambling	3/16/22

CAREER HIGHS

Category	High	Opponent (Last)	Date
Innings	2.2	Grambling	3/16/22
Longest Start	--	--	--
Shortest Start	--	--	--
Longest Relief	2.2	Grambling	3/16/20
Hits	2	5x (UCA)	4/5/22
Runs	3	2x (Arkansas State)	5/11/21
Earned Runs	3	Texas A&M	4/18/21
Walks	3	Texas A&M	4/18/21
Strikeouts	4	UA Pine Bluff	4/13/21



34 NICK GRIFFIN

SEASON HIGHS

Category	High	Opponent (Last)	Date
Innings	1.0	3x (UCA)	4/5/22
Longest Start	--	--	--
Shortest Start	--	--	--
Longest Relief	1.0	3x (UCA)	4/5/22
Hits	1	2x (UCA)	4/5/22
Runs	1	vs. Louisiana	2/27/22
Earned Runs	1	vs. Louisiana	2/27/22
Walks	3	vs. Louisiana	2/27/22
Strikeouts	2	vs. Louisiana	2/27/22

CAREER HIGHS

Category	High	Opponent (Last)	Date
Innings	1.0	3x (UCA)	4/5/22
Longest Start	--	--	--
Shortest Start	--	--	--
Longest Relief	1.0	3x (UCA)	4/5/22
Hits	1	2x (UCA)	4/5/22
Runs	1	vs. Louisiana	2/27/22
Earned Runs	1	vs. Louisiana	2/27/22
Walks	3	vs. Louisiana	2/27/22
Strikeouts	2	vs. Louisiana	2/27/22



33 HAGEN SMITH

SEASON HIGHS

Category	High	Opponent (Last)	Date
Innings	7.0	Southeastern	3/5/22
Longest Start	7.0	Southeastern	3/5/22
Shortest Start	2.1	vs. #6 Stanford	2/27/22
Longest Relief	--	--	--
Hits	7	at Florida	4/8/22
Runs	7	at Florida	4/8/22
Earned Runs	6	at Florida	4/8/22
Walks	3	5x (Mississippi State)	4/2/22
Strikeouts	9	Southeastern	3/5/22

CAREER HIGHS

Category	High	Opponent (Last)	Date
Innings	7.0	Southeastern	3/5/22
Longest Start	7.0	Southeastern	3/5/22
Shortest Start	2.1	vs. #6 Stanford	2/27/22
Longest Relief	--	--	--
Hits	7	at Florida	4/8/22
Runs	7	at Florida	4/8/22
Earned Runs	6	at Florida	4/8/22
Walks	3	5x (Mississippi State)	4/2/22
Strikeouts	9	Southeastern	3/5/22



35 VINCENT TRAPANI

SEASON HIGHS

Category	High	Opponent (Last)	Date
Innings	--	--	--
Longest Start	--	--	--
Shortest Start	--	--	--
Longest Relief	--	--	--
Hits	--	--	--
Runs	--	--	--
Earned Runs	--	--	--
Walks	--	--	--
Strikeouts	--	--	--

CAREER HIGHS

Category	High	Opponent (Last)	Date
Innings	--	--	--
Longest Start	--	--	--
Shortest Start	--	--	--
Longest Relief	--	--	--
Hits	--	--	--
Runs	--	--	--
Earned Runs	--	--	--
Walks	--	--	--
Strikeouts	--	--	--

**36 PEYTON PALLETTE****SEASON HIGHS**

Category	High	Opponent (Last)	Date
Innings	--	--	--
Longest Start	--	--	--
Shortest Start	--	--	--
Longest Relief	--	--	--
Hits	--	--	--
Runs	--	--	--
Earned Runs	--	--	--
Walks	--	--	--
Strikeouts	--	--	--

CAREER HIGHS

Category	High	Opponent (Last)	Date
Innings	6.0	Texas A&M	4/17/21
Longest Start	6.0	Texas A&M	4/17/21
Shortest Start	1.0	#22 Alabama	3/19/21
Longest Relief	4.1	Auburn	4/2/21
Hits	9	at #3 Ole Miss	4/10/21
Runs	7	at #3 Ole Miss	4/10/21
Earned Runs	7	at #3 Ole Miss	4/10/21
Walks	3	3x (at #11 South Carolina)	4/23/21
Strikeouts	10	Murray State	3/5/21

**38 MARK ADAMIAK****SEASON HIGHS**

Category	High	Opponent (Last)	Date
Innings	4.0	Grambling	3/15/22
Longest Start	4.0	Grambling	3/15/22
Shortest Start	0.2	Little Rock	3/29/22
Longest Relief	1.1	Illinois State	2/19/22
Hits	4	Omaha	3/2/22
Runs	4	Little Rock	3/29/22
Earned Runs	4	Little Rock	3/29/22
Walks	2	Little Rock	3/29/22
Strikeouts	6	Grambling	3/15/22

CAREER HIGHS

Category	High	Opponent (Last)	Date
Innings	4.0	Grambling	3/15/22
Longest Start	4.0	Grambling	3/15/22
Shortest Start	0.2	Little Rock	3/29/22
Longest Relief	1.1	2x (Illinois State)	2/19/22
Hits	4	Omaha	3/2/22
Runs	4	Little Rock	3/29/22
Earned Runs	4	Little Rock	3/29/22
Walks	2	Little Rock	3/29/22
Strikeouts	6	Grambling	3/15/22

**37 JAKE FAHERTY****SEASON HIGHS**

Category	High	Opponent (Last)	Date
Innings	0.1	UIC	3/10/22
Longest Start	--	--	--
Shortest Start	--	UIC	3/10/22
Longest Relief	0.1	UIC	3/10/22
Hits	0	UIC	3/10/22
Runs	0	UIC	3/10/22
Earned Runs	0	UIC	3/10/22
Walks	1	UIC	3/10/22
Strikeouts	1	UIC	3/10/22

CAREER HIGHS

Category	High	Opponent (Last)	Date
Innings	0.1	UIC	3/10/22
Longest Start	--	--	--
Shortest Start	--	UIC	3/10/22
Longest Relief	0.1	UIC	3/10/22
Hits	0	UIC	3/10/22
Runs	0	UIC	3/10/22
Earned Runs	0	UIC	3/10/22
Walks	1	UIC	3/10/22
Strikeouts	1	UIC	3/10/22

**39 EVAN TAYLOR****SEASON HIGHS**

Category	High	Opponent (Last)	Date
Innings	2.0	2x (Little Rock)	3/29/22
Longest Start	--	--	--
Shortest Start	--	--	--
Longest Relief	2.0	Omaha	3/2/22
Hits	3	at Mizzou	3/25/22
Runs	1	4x (Mississippi State)	4/3/22
Earned Runs	1	4x (Mississippi State)	4/3/22
Walks	2	UIC	3/10/22
Strikeouts	2	5x (Mississippi State)	4/3/22

CAREER HIGHS

Category	High	Opponent (Last)	Date
Innings	2.0	4x (Little Rock)	3/29/22
Longest Start	--	--	--
Shortest Start	--	--	--
Longest Relief	2.0	3x (Omaha)	3/2/22
Hits	5	#22 Alabama	3/19/21
Runs	5	#22 Alabama	3/19/21
Earned Runs	5	#22 Alabama	3/19/21
Walks	2	5x (UIC)	3/10/21
Strikeouts	4	Western Illinois	3/13/19



41 WILL McENTIRE

SEASON HIGHS

Category	High	Opponent (Last)	Date
Innings	--	--	--
Longest Start	--	--	--
Shortest Start	--	--	--
Longest Relief	--	--	--
Hits	--	--	--
Runs	--	--	--
Earned Runs	--	--	--
Walks	--	--	--
Strikeouts	--	--	--

CAREER HIGHS

Category	High	Opponent (Last)	Date
Innings	6.0	Grand Canyon	3/10/20
Longest Start	6.0	Grand Canyon	3/10/20
Shortest Start	6.0	Grand Canyon	3/10/20
Longest Relief	2.0	South Alabama	3/7/20
Hits	7	Grand Canyon	3/10/20
Runs	1	Grand Canyon	3/10/20
Earned Runs	1	Grand Canyon	3/10/20
Walks	--	--	--
Strikeouts	4	South Alabama	3/7/20



46 TYLER CACCIATORI

SEASON HIGHS

Category	High	Opponent (Last)	Date
Innings	--	--	--
Longest Start	--	--	--
Shortest Start	--	--	--
Longest Relief	--	--	--
Hits	--	--	--
Runs	--	--	--
Earned Runs	--	--	--
Walks	--	--	--
Strikeouts	--	--	--

CAREER HIGHS

Category	High	Opponent (Last)	Date
Innings	--	--	--
Longest Start	--	--	--
Shortest Start	--	--	--
Longest Relief	--	--	--
Hits	--	--	--
Runs	--	--	--
Earned Runs	--	--	--
Walks	--	--	--
Strikeouts	--	--	--




43 MILLER PLEIMANN

SEASON HIGHS

Category	High	Opponent (Last)	Date
Innings	2.1	Little Rock	3/29/22
Longest Start	0.1	UCA	4/5/22
Shortest Start	--	--	--
Longest Relief	2.1	Little Rock	3/29/22
Hits	4	2x (UCA)	4/5/22
Runs	3	UCA	4/5/22
Earned Runs	3	UCA	4/5/22
Walks	0	3x (Little Rock)	3/29/22
Strikeouts	5	Little Rock	3/29/22

CAREER HIGHS

Category	High	Opponent (Last)	Date
Innings	2.2	2x (Omaha)	3/26/19
Longest Start	2.2	Omaha	3/26/19
Shortest Start	0.1	UCA	4/5/22
Longest Relief	2.2	Rhode Island	3/16/19
Hits	4	2x (UCA)	4/5/22
Runs	3	3x (UCA)	4/5/22
Earned Runs	3	2x (UCA)	4/5/22
Walks	3	2x (Memphis)	3/24/21
Strikeouts	5	Little Rock	3/29/22



48 HESTON TOLE

SEASON HIGHS

Category	High	Opponent (Last)	Date
Innings	3.0	vs. #6 Stanford	2/27/22
Longest Start	--	--	--
Shortest Start	--	--	--
Longest Relief	3.0	vs. #6 Stanford	2/27/22
Hits	5	vs. #6 Stanford	2/27/22
Runs	1	4x (UIC)	3/10/22
Earned Runs	1	3x (UIC)	3/10/22
Walks	1	2x (UCA)	4/5/22
Strikeouts	4	Grambling	3/16/22

CAREER HIGHS

Category	High	Opponent (Last)	Date
Innings	3.0	vs. #6 Stanford	2/27/22
Longest Start	--	--	--
Shortest Start	--	--	--
Longest Relief	3.0	vs. #6 Stanford	2/27/22
Hits	5	vs. #6 Stanford	2/27/22
Runs	2	NJIT	6/4/21
Earned Runs	2	NJIT	6/4/21
Walks	1	4x (UCA)	4/5/22
Strikeouts	4	Grambling	3/16/22

**50 MATTHEW MAGRE****SEASON HIGHS**

Category	High	Opponent (Last)	Date
Innings	--	--	--
Longest Start	--	--	--
Shortest Start	--	--	--
Longest Relief	--	--	--
Hits	--	--	--
Runs	--	--	--
Earned Runs	--	--	--
Walks	--	--	--
Strikeouts	--	--	--

CAREER HIGHS

Category	High	Opponent (Last)	Date
Innings	0.2	SEMO	2/27/21
Longest Start	--	--	--
Shortest Start	--	--	--
Longest Relief	0.2	SEMO	2/27/21
Hits	0	SEMO	2/27/21
Runs	0	SEMO	2/27/21
Earned Runs	0	SEMO	2/27/21
Walks	1	SEMO	2/27/21
Strikeouts	1	SEMO	2/27/21

**58 EVAN GRAY****SEASON HIGHS**

Category	High	Opponent (Last)	Date
Innings	1.0	UIC	3/12/22
Longest Start	--	--	--
Shortest Start	--	--	--
Longest Relief	1.0	UIC	3/12/22
Hits	0	3x (Mississippi State)	4/3/22
Runs	0	3x (Mississippi State)	4/3/22
Earned Runs	0	3x (Mississippi State)	4/3/22
Walks	1	UIC	3/12/22
Strikeouts	3	UIC	3/12/22

CAREER HIGHS

Category	High	Opponent (Last)	Date
Innings	1.0	6x (UIC)	3/12/22
Longest Start	--	--	--
Shortest Start	--	--	--
Longest Relief	1.0	6x (UIC)	3/12/22
Hits	2	Little Rock	4/6/21
Runs	2	Little Rock	4/6/21
Earned Runs	2	Oklahoma	3/16/21
Walks	1	3x (UIC)	3/12/22
Strikeouts	3	UIC	3/12/22

**55 GABRIEL STARKS****SEASON HIGHS**

Category	High	Opponent (Last)	Date
Innings	2.0	2x (Mississippi State)	4/2/22
Longest Start	--	--	--
Shortest Start	--	--	--
Longest Relief	2.0	2x (Mississippi State)	4/2/22
Hits	2	2x (Mississippi State)	4/2/22
Runs	2	Mississippi State	4/2/22
Earned Runs	1	Omaha	3/2/22
Walks	2	Illinois State	2/18/22
Strikeouts	4	Grambling	3/15/22

CAREER HIGHS

Category	High	Opponent (Last)	Date
Innings	2.0	2x (Mississippi State)	4/2/22
Longest Start	--	--	--
Shortest Start	--	--	--
Longest Relief	2.0	2x (Mississippi State)	4/2/22
Hits	2	2x (Mississippi State)	4/2/22
Runs	3	UAPB	4/13/21
Earned Runs	3	UAPB	4/13/21
Walks	3	UAPB	4/13/21
Strikeouts	4	Grambling	3/15/22

**59 ISSAC BRACKEN****SEASON HIGHS**

Category	High	Opponent (Last)	Date
Innings	1.2	vs. #6 Stanford	2/27/22
Longest Start	--	--	--
Shortest Start	--	--	--
Longest Relief	1.2	vs. #6 Stanford	2/27/22
Hits	2	UCA	4/5/22
Runs	1	Southeastern	3/4/22
Earned Runs	1	Southeastern	3/4/22
Walks	1	2x (Southeastern)	3/4/22
Strikeouts	2	UCA	4/5/22

CAREER HIGHS

Category	High	Opponent (Last)	Date
Innings	9.0	California Baptist	4/28/19
Longest Start	9.0	California Baptist	4/28/19
Shortest Start	1.2	Sacramento State	3/26/17
Longest Relief	3.0	2x (at Air Force)	5/15/18
Hits	11	at UC Davis	3/16/18
Runs	8	Sacramento State	5/5/19
Earned Runs	7	2x (Sacramento State)	5/5/19
Walks	5	Sacramento State	5/5/19
Strikeouts	10	North Dakota State	3/1/19



88 ZEBULON VERMILLION

SEASON HIGHS

Category	High	Opponent (Last)	Date
Innings	3.0	Kentucky	3/19/22
Longest Start	--	--	--
Shortest Start	--	--	--
Longest Relief	3.0	Kentucky	3/19/22
Hits	3	at Mizzou	3/25/22
Runs	1	3x (at Florida)	4/7/22
Earned Runs	1	3x (at Florida)	4/7/22
Walks	2	Illinois State	2/18/22
Strikeouts	5	Kentucky	3/19/22

CAREER HIGHS

Category	High	Opponent (Last)	Date
Innings	8.0	2x (#22 Alabama)	3/20/21
Longest Start	8.0	2x (#22 Alabama)	3/20/21
Shortest Start	2.2	Auburn	4/2/21
Longest Relief	3.0	3x (South Alabama)	3/8/20
Hits	7	at #2 Mississippi State	3/27/21
Runs	4	at #2 Mississippi State	3/27/21
Earned Runs	4	at #2 Mississippi State	3/27/21
Walks	4	SEMO	2/26/21
Strikeouts	6	South Alabama	3/8/20

Record: 23-6 Home: 18-3 Away: 3-2 Neutral: 2-1 SEC: 8-3

Player	avg	gp-gs	ab	r	h	2b	3b	hr	rbi	tb	slg%	bb	hp	so	gdp	ob%	sf	sh	sb-att	po	a	e	fld%
12 Michael Turner	.349	28-27	106	22	37	9	1	4	29	60	.566	16	1	20	4	.425	4	0	0-0	253	25	0	1.000
18 Chris Lanzilli	.337	28-28	101	20	34	5	0	4	18	51	.505	18	5	25	2	.460	0	2	2-2	28	1	1	.967
7 Cayden Wallace	.325	29-29	117	35	38	6	1	5	31	61	.521	20	3	20	0	.424	4	0	9-10	9	48	5	.919
10 Peyton Stovall	.279	26-25	104	18	29	3	0	3	12	41	.394	12	5	21	1	.380	0	0	0-0	198	19	2	.991
3 Zack Gregory	.275	23-23	69	25	19	5	0	3	8	33	.478	16	6	23	0	.451	0	3	3-3	35	1	1	.973
24 Braydon Webb	.274	25-21	73	24	20	1	0	8	20	45	.616	18	3	25	3	.436	0	2	6-6	39	0	1	.975
2 Jalen Battles	.271	28-28	107	24	29	3	0	6	19	50	.467	13	0	23	2	.344	2	0	0-0	41	84	2	.984
1 Robert Moore	.248	28-28	105	24	26	11	2	3	23	50	.476	21	7	19	2	.406	0	1	2-2	41	67	0	1.000
17 Brady Slavens	.247	25-24	93	10	23	6	2	4	23	45	.484	10	1	28	3	.315	4	0	0-0	16	0	1	.941

9 Drake Varnado	.273	10-2	11	4	3	1	0	0	3	4	.364	2	1	4	0	.400	1	0	1-1	1	1	0	1.000
44 Max Soliz Jr.	.250	4-1	8	1	2	1	0	0	1	3	.375	1	0	3	0	.333	0	0	0-0	0	0	0	.000
15 Dylan Leach	.222	10-8	27	7	6	2	1	2	7	16	.593	2	1	9	0	.300	0	0	2-2	82	12	2	.979
5 Kendall Diggs	.222	11-7	27	6	6	1	0	1	6	10	.370	9	0	7	0	.417	0	0	1-1	11	1	0	1.000
8 Jace Bohrofen	.190	10-10	42	5	8	2	1	2	8	18	.429	2	1	13	0	.244	0	0	0-1	9	1	0	1.000
Totals	.283	29	990	225	280	56	8	45	208	487	.492	160	34	240	17	.395	15	8	26-28	777	291	16	.985
Opponents	.221	29	942	109	208	38	2	20	99	310	.329	103	38	310	19	.321	5	6	28-42	734	237	48	.953

LOB - Team (248), Opp (208). DPs turned - Team (23), Opp (21). IBB - Team (6), Turner 2, Wallace 2, Moore 2. Picked off - Gregory 1.

(All games Sorted by Earned run avg)

Player	era	w-l	app	gs	cg	sho	sv	ip	h	r	er	bb	so	2b	3b	hr	b/avg	wp	hp	bk	sfa	sha
13 Connor Noland	2.61	5-1	8	8	0	0/0	0	48.1	39	14	14	10	60	6	1	1	.222	2	5	1	0	2
22 Jaxon Wiggins	3.69	4-0	7	7	0	0/0	0	39.0	23	16	16	20	42	5	0	4	.169	6	6	1	0	2
33 Hagen Smith	4.54	5-2	8	8	0	0/0	0	41.2	38	22	21	20	45	4	1	7	.250	1	3	0	4	1

58 Evan Gray	0.00	0-0	3	0	0	0/0	0	1.2	0	0	0	1	3	0	0	0	.000	0	0	0	0	0
37 Jake Faherty	0.00	0-0	1	0	0	0/0	0	0.1	0	0	0	1	1	0	0	0	.000	0	1	0	0	0
55 Gabriel Starks	1.08	0-0	7	0	0	0/0	0	8.1	6	3	1	5	12	1	0	0	.200	3	1	0	0	0
25 Brady Tygart	1.20	1-0	8	0	0	0/0	4	15.0	11	2	2	3	22	0	0	0	.212	0	4	0	0	1
88 Zebulon Vermillion	1.84	2-0	11	0	0	0/0	2	14.2	8	3	3	7	20	3	0	0	.154	0	1	1	0	0
34 Nick Griffin	2.45	0-0	4	0	0	0/0	0	3.2	2	1	1	7	4	0	0	0	.200	1	2	0	0	0
32 Zack Morris	2.70	2-0	5	0	0	0/0	0	6.2	6	2	2	4	4	1	0	0	.250	1	1	0	0	0
48 Heston Tole	2.79	0-0	6	0	0	0/0	1	9.2	15	4	3	2	13	3	0	0	.357	2	0	0	0	0
39 Evan Taylor	3.00	2-0	10	0	0	0/0	0	12.0	7	4	4	2	15	1	0	2	.167	1	3	0	0	0
59 Issac Bracken	3.00	0-0	3	0	0	0/0	0	3.0	2	1	1	2	4	0	0	0	.222	0	2	0	1	0
29 Austin Ledbetter	4.00	0-0	4	2	0	0/0	0	9.0	7	4	4	1	10	1	0	2	.219	1	2	0	0	0
20 Elijah Trest	4.76	0-1	6	0	0	0/0	0	5.2	3	3	3	1	6	1	0	0	.150	1	1	0	0	0
28 Kole Ramage	5.04	0-2	14	0	0	0/0	3	25.0	18	15	14	9	28	5	0	3	.196	4	4	0	0	0
38 Mark Adamiak	5.23	2-0	6	3	0	0/0	0	10.1	12	6	6	5	12	4	0	0	.286	0	0	0	0	0
43 Miller Pleimann	9.00	0-0	4	1	0	0/0	0	4.0	9	5	4	0	8	3	0	0	.429	1	1	0	0	0
27 Nick Moten	36.00	0-0	2	0	0	0/0	0	1.0	2	4	4	3	1	0	0	1	.500	1	1	1	0	0
Totals	3.58	23-6	29	29	0	0/0	10	259.0	208	109	103	103	310	38	2	20	.221	25	38	4	5	6
Opponents	7.10	6-23	29	29	0	1/1	3	244.2	280	225	193	160	240	56	8	45	.283	25	34	5	15	8

PB - Team (9), Turner 5, Leach 4, Opp (5). Pickoffs - Team (4), Taylor 1, Smith 1, Wiggins 1, Noland 1, Opp (1). SBA/ATT - Turner (19-27), Leach (9-13), Noland (6-9), Wiggins (6-7), Tole (4-6), Ledbetter (3-5), Smith (2-3), Griffin (0-2), Vermillion (2-2), Ramage (2-2), Taylor (1-1), Adamiak (0-1), Tygart (0-1), Trest (0-1), Starks (1-1), Pleimann (1-1).



SEC OVERALL STATS

Record: 8-3 Home: 5-1 Away: 3-2 SEC: 8-3

Player	avg	gp-gs	ab	r	h	2b	3b	hr	rbi	tb	slg%	bb	hp	so	gdp	ob%	sf	sh	sb-att	po	a	e	fld%
24 Braydon Webb	.324	11-11	37	11	12	1	0	5	9	28	.757	7	2	13	2	.457	0	2	4-4	26	0	0	1.000
7 Cayden Wallace	.313	11-11	48	10	15	3	0	1	9	21	.438	6	1	12	0	.400	0	0	2-2	4	20	2	.923
12 Michael Turner	.304	11-11	46	8	14	4	0	0	8	18	.391	6	0	10	3	.377	1	0	0-0	110	7	0	1.000
2 Jalen Battles	.293	11-11	41	8	12	0	0	2	9	18	.439	5	0	10	1	.354	2	0	0-0	8	35	1	.977
18 Chris Lanzilli	.262	11-11	42	11	11	1	0	2	3	18	.429	7	2	11	1	.392	0	1	2-2	21	1	1	.957
3 Zack Gregory	.241	10-10	29	6	7	1	0	2	5	14	.483	5	4	12	0	.421	0	3	2-2	13	0	0	1.000
17 Brady Slavens	.226	9-9	31	2	7	2	1	1	8	14	.452	4	0	12	2	.289	3	0	0-0	0	0	0	.000
1 Robert Moore	.205	11-11	39	8	8	1	1	2	11	17	.436	9	3	7	1	.392	0	1	2-2	16	28	0	1.000
10 Peyton Stovall	.178	11-11	45	4	8	0	0	1	3	11	.244	6	3	11	0	.315	0	0	0-0	97	4	1	.990

5 Kendall Diggs	.250	2-1	4	1	1	0	0	0	0	1	.250	2	0	1	0	.500	0	0	1-1	0	0	0	.000
8 Jace Bohrofen	.000	2-2	8	0	0	0	0	0	0	0	.000	0	0	4	0	.000	0	0	0-0	1	0	0	1.000
44 Max Soliz Jr.	.000	1-0	1	0	0	0	0	0	0	0	.000	1	0	1	0	.500	0	0	0-0	0	0	0	.000
9 Drake Varnado	.000	2-0	1	0	0	0	0	0	0	0	.000	0	0	1	0	.000	0	0	0-0	0	0	0	.000
Totals	.255	11	372	69	95	13	2	16	65	160	.430	58	15	105	10	.373	6	7	13-13	300	103	5	.988
Opponents	.215	11	368	41	79	13	1	10	38	124	.337	32	12	113	6	.296	4	1	7-9	291	109	18	.957

LOB - Team (98), Opp (76). DPs turned - Team (6), Opp (11). IBB - Team (4), Turner 2, Wallace 2.

(SEC games only Sorted by Earned run avg)

Player	era	w-l	app	gs	cg	sho	sv	ip	h	r	er	bb	so	2b	3b	hr	b/avg	wp	hp	bk	sfa	sha
13 Connor Noland	1.78	3-0	4	4	0	0/0	0	25.1	18	5	5	4	29	2	0	1	.196	2	2	0	0	0
22 Jaxon Wiggins	2.95	2-0	3	3	0	0/0	0	18.1	12	6	6	8	21	2	0	3	.185	1	3	0	0	0
33 Hagen Smith	6.33	2-1	4	4	0	0/0	0	21.1	21	16	15	11	20	4	1	4	.259	0	1	0	4	0

25 Brady Tygart	0.00	0-0	4	0	0	0/0	3	9.1	4	0	0	1	15	0	0	0	.129	0	3	0	0	1
55 Gabriel Starks	0.00	0-0	3	0	0	0/0	0	3.2	3	2	0	2	3	1	0	0	.200	1	0	0	0	0
32 Zack Morris	0.00	0-0	1	0	0	0/0	0	0.2	1	0	0	1	1	1	0	0	.333	0	0	0	0	0
58 Evan Gray	0.00	0-0	1	0	0	0/0	0	0.1	0	0	0	0	0	0	0	0	.000	0	0	0	0	0
88 Zebulon Vermillion	2.35	1-0	5	0	0	0/0	2	7.2	6	2	2	2	9	1	0	0	.214	0	0	1	0	0
39 Evan Taylor	5.40	0-0	4	0	0	0/0	0	5.0	6	3	3	0	6	1	0	2	.300	0	2	0	0	0
28 Kole Ramage	6.43	0-1	5	0	0	0/0	0	7.0	6	5	5	3	9	1	0	0	.231	3	1	0	0	0
20 Elijah Trest	13.50	0-1	2	0	0	0/0	0	1.1	2	2	2	0	0	0	0	0	.333	1	0	0	0	0
Totals	3.42	8-3	11	11	0	0/0	5	100.0	79	41	38	32	113	13	1	10	.215	8	12	1	4	1
Opponents	5.38	3-8	11	11	0	0/0	1	97.0	95	69	58	58	105	13	2	16	.255	7	15	1	6	7

PB - Team (3), Turner 3, Opp (1). Pickoffs - Team (1), Taylor 1. SBA/ATT - Turner (7-9), Noland (2-4), Wiggins (2-2), Starks (1-1), Vermillion (1-1), Smith (1-1).

Score by innings	1	2	3	4	5	6	7	8	9	EX	Total
Arkansas	12	30	30	25	28	29	22	41	8	0	225
Opponents	19	15	10	9	9	14	16	6	9	2	109

Record when ...

Overall	23-6	After 6 leading	18-1
Conference	8-3 trailing	3-3
Non-Conference	15-3 tied	2-2
Home games	18-3	After 7 leading	19-0
Away games	3-2 trailing	3-5
Neutral site	2-1 tied	1-1
Day games	13-5	After 8 leading	20-0
Night games	10-1 trailing	0-5
vs Left starter	6-2 tied	0-1
vs Right starter	17-4		
1-Run games	1-1	Hit 0 home runs	6-4
2-Run games	7-2	... 1 home run	6-0
5+Run games	12-2	... 2+ home runs	11-2
Extra innings	0-1		
Shutouts	0-1	Opponent 0 home runs	10-3
	 1 home run	12-1
Scoring 0-2 runs	0-3 2+ HRs	1-2
..... 3-5 runs	6-3		
..... 6-9 runs	7-0	Made 0 errors	13-3
..... 10+ runs	10-0 1 error	8-2
	 2+ errors	2-1
Opponent 0-2 runs	11-0		
..... 3-5 runs	9-3	Opp. made 0 errors	2-2
..... 6-9 runs	3-3 1 error	11-2
..... 10+ runs	0-0 2+ errors	10-2
Scored in 1st inning	8-0	Out-hit opponent	19-1
Opp. scored in 1st	7-4	Out-hit by opponent	3-5
Scores first	15-1	Hits are tied	1-0
Opp. scores first	8-5		

Record when team scores:

Runs	0	1	2	3	4	5	6	7	8	9	10+
W-L	0-1	0-0	0-2	1-2	2-0	3-1	3-0	1-0	2-0	1-0	10-0

Record when opponent scores:

Runs	0	1	2	3	4	5	6	7	8	9	10+
W-L	0-0	7-0	4-0	3-1	4-0	2-2	0-0	0-3	2-0	1-0	0-0

Record when leading after:

Inn.	1	2	3	4	5	6	7	8
W-L	7-0	11-1	15-2	17-2	18-2	18-1	19-0	20-0

Record when trailing after:

Inn.	1	2	3	4	5	6	7	8
W-L	6-4	5-4	5-4	4-3	3-2	3-3	3-5	0-5

Record when tied after:

Inn.	1	2	3	4	5	6	7	8
W-L	10-2	7-1	3-0	2-1	2-2	2-2	1-1	0-1

Current losing streak: 1

Longest winning streak: 12

Longest losing streak: 1

Home attendance : 216249 (21 dates avg = 10297)

Away attendance : 20787 (8 dates avg = 2598)

Total attendance: 237036 (29 dates avg = 8173)

Multiple Hit Games	2	3	4	5+	Total
7 Cayden Wallace	6	3	1	-	10
12 Michael Turner	6	3	1	-	10
18 Chris Lanzilli	9	1	-	-	10
10 Peyton Stovall	7	2	-	-	9
2 Jalen Battles	8	-	-	-	8
1 Robert Moore	6	2	-	-	8
24 Braydon Webb	6	1	-	-	7
17 Brady Slavens	4	2	-	-	6
8 Jace Bohrofen	2	1	-	-	3
3 Zack Gregory	2	-	-	-	2
15 Dylan Leach	-	-	-	1	1
5 Kendall Diggs	1	-	-	-	1
9 Drake Varnado	1	-	-	-	1
TEAM	58	15	2	1	76

Multiple RBI Games	2	3	4	5+	Total
12 Michael Turner	3	5	-	-	8
1 Robert Moore	4	3	-	-	7
7 Cayden Wallace	2	2	2	1	7
17 Brady Slavens	2	4	-	-	6
24 Braydon Webb	4	-	2	-	6
2 Jalen Battles	2	2	-	-	4
10 Peyton Stovall	4	-	-	-	4
18 Chris Lanzilli	1	3	-	-	4
8 Jace Bohrofen	-	1	-	1	2
5 Kendall Diggs	1	-	1	-	2
15 Dylan Leach	-	-	-	1	1
3 Zack Gregory	1	-	-	-	1
9 Drake Varnado	1	-	-	-	1
TEAM	25	20	5	3	53

Hitting Streaks	Longest	Current
18 Chris Lanzilli	12	-
10 Peyton Stovall	11	3
2 Jalen Battles	10	1
7 Cayden Wallace	10	10
12 Michael Turner	7	3
24 Braydon Webb	6	4
17 Brady Slavens	5	5
3 Zack Gregory	5	-
8 Jace Bohrofen	3	-
1 Robert Moore	3	-
9 Drake Varnado	2	-
44 Max Soliz Jr.	2	-
5 Kendall Diggs	2	1
15 Dylan Leach	1	1

Reached Base Streaks	Longest	Current
18 Chris Lanzilli	27	-
3 Zack Gregory	22	-
1 Robert Moore	19	19
10 Peyton Stovall	17	3
24 Braydon Webb	16	16
12 Michael Turner	12	7
2 Jalen Battles	12	12
7 Cayden Wallace	11	10
17 Brady Slavens	6	6
8 Jace Bohrofen	4	-
5 Kendall Diggs	4	1
44 Max Soliz Jr.	3	-
9 Drake Varnado	2	-
15 Dylan Leach	2	1

**Starting Lineup By Position
(Team W-L record when starter)****PITCHER:**

33 Hagen Smith	8	(5-3)
13 Connor Noland	8	(6-2)
22 Jaxon Wiggins	7	(6-1)
38 Mark Adamiak	3	(3-0)
29 Austin Ledbetter	2	(2-0)
43 Miller Pleimann	1	(1-0)

CATCHER:

12 Michael Turner	21	(15-6)
15 Dylan Leach	8	(8-0)

FIRST BASE:

10 Peyton Stovall	23	(17-6)
12 Michael Turner	5	(5-0)
5 Kendall Diggs	1	(1-0)

SECOND BASE:

1 Robert Moore	27	(21-6)
10 Peyton Stovall	2	(2-0)

THIRD BASE:

7 Cayden Wallace	29	(23-6)
------------------	----	--------

SHORTSTOP:

2 Jalen Battles	28	(22-6)
1 Robert Moore	1	(1-0)

LEFT FIELD:

3 Zack Gregory	14	(11-3)
8 Jace Bohrofen	9	(6-3)
18 Chris Lanzilli	5	(5-0)
9 Drake Varnado	1	(1-0)

CENTER FIELD:

24 Braydon Webb	21	(17-4)
3 Zack Gregory	8	(6-2)

RIGHT FIELD:

18 Chris Lanzilli	16	(13-3)
17 Brady Slavens	11	(8-3)
3 Zack Gregory	1	(1-0)
9 Drake Varnado	1	(1-0)

DESIGNATED HITTER:

17 Brady Slavens	13	(10-3)
18 Chris Lanzilli	7	(4-3)
5 Kendall Diggs	6	(6-0)
8 Jace Bohrofen	1	(1-0)
12 Michael Turner	1	(1-0)
44 Max Soliz Jr.	1	(1-0)

**Starting Lineup By Lineup Spot
(Team W-L record when starter)****LEADOFF:**

7 Cayden Wallace	19	(16-3)
10 Peyton Stovall	7	(4-3)
3 Zack Gregory	3	(3-0)

2ND SPOT:

10 Peyton Stovall	11	(9-2)
7 Cayden Wallace	10	(7-3)
1 Robert Moore	4	(4-0)
24 Braydon Webb	3	(3-0)
8 Jace Bohrofen	1	(0-1)

3RD SPOT:

12 Michael Turner	17	(16-1)
1 Robert Moore	10	(6-4)
8 Jace Bohrofen	2	(1-1)

CLEANUP:

18 Chris Lanzilli	17	(13-4)
1 Robert Moore	6	(5-1)
17 Brady Slavens	2	(2-0)
12 Michael Turner	2	(1-1)
8 Jace Bohrofen	1	(1-0)
24 Braydon Webb	1	(1-0)

5TH SPOT:

1 Robert Moore	8	(7-1)
18 Chris Lanzilli	7	(6-1)
17 Brady Slavens	6	(5-1)
12 Michael Turner	4	(1-3)
8 Jace Bohrofen	3	(3-0)
24 Braydon Webb	1	(1-0)

6TH SPOT:

17 Brady Slavens	9	(8-1)
2 Jalen Battles	7	(6-1)
24 Braydon Webb	6	(3-3)
5 Kendall Diggs	3	(3-0)
18 Chris Lanzilli	2	(2-0)
12 Michael Turner	1	(0-1)
8 Jace Bohrofen	1	(1-0)

7TH SPOT:

2 Jalen Battles	10	(8-2)
17 Brady Slavens	7	(3-4)
5 Kendall Diggs	3	(3-0)
10 Peyton Stovall	3	(3-0)
24 Braydon Webb	2	(2-0)
12 Michael Turner	1	(1-0)
8 Jace Bohrofen	1	(1-0)
3 Zack Gregory	1	(1-0)
18 Chris Lanzilli	1	(1-0)

8TH SPOT:

2 Jalen Battles	10	(7-3)
24 Braydon Webb	8	(7-1)
10 Peyton Stovall	2	(2-0)
12 Michael Turner	2	(2-0)
8 Jace Bohrofen	1	(0-1)
15 Dylan Leach	1	(1-0)
44 Max Soliz Jr.	1	(1-0)
18 Chris Lanzilli	1	(0-1)
5 Kendall Diggs	1	(1-0)
9 Drake Varnado	1	(1-0)
3 Zack Gregory	1	(1-0)

9TH SPOT:

3 Zack Gregory	18	(13-5)
15 Dylan Leach	7	(7-0)
10 Peyton Stovall	2	(1-1)
9 Drake Varnado	1	(1-0)
2 Jalen Battles	1	(1-0)



STARTERS SUMMARY

Player	GS	Position											Batting Order								
		p	c	1b	2b	3b	ss	lf	cf	rf	of	dh	1st	2nd	3rd	4th	5th	6th	7th	8th	9th
7 Cayden Wallace	29	29	19	10
18 Chris Lanzilli	28	5	.	16	.	7	.	.	.	17	7	2	1	1	.
2 Jalen Battles	28	28	7	10	10	1
1 Robert Moore	28	.	.	.	27	.	1	4	10	6	8
12 Michael Turner	27	.	21	5	1	.	.	17	2	4	1	1	2	.
10 Peyton Stovall	25	.	.	23	2	7	11	3	2	2
17 Brady Slavens	24	11	.	13	.	.	.	2	6	9	7	.	.
3 Zack Gregory	23	14	8	1	.	.	3	1	1	18
24 Braydon Webb	21	21	3	.	1	1	6	2	8	.
8 Jace Bohrofen	10	9	.	.	.	1	.	1	2	1	3	1	1	1	.
15 Dylan Leach	8	.	8	1	7
13 Connor Noland	8	8
33 Hagen Smith	8	8
5 Kendall Diggs	7	.	.	1	6	3	3	1	.
22 Jaxon Wiggins	7	7
38 Mark Adamiak	3	3
29 Austin Ledbett	2	2
9 Drake Varnado	2	1	.	1	1	1
43 Miller Pleimann	1	1
44 Max Soliz Jr.	1	1	1	.

#38 Mark Adamiak - 2 games (All games)

Date	Opponent	Pos	AB	R	H	RBI	2B	3B	HR	BB	SB	CS	HBP	SAC	SF	GDP	K	PO	A	E	Avg
Mar 02	OMAHA	*p	0	0	0	0	0	0	0	0	0	0	0	0	0	0	0	0	1	0	.000
Mar 15	GRAMBLING	*p	0	0	0	0	0	0	0	0	0	0	0	0	0	0	0	1	0	0	.000
Totals		2gs	0	0	0	0	0	0	0	0	0	0	0	0	0	0	0	1	1	0	.000

On base pct. .000 • Slugging pct. .000

#38 Mark Adamiak - 6 appearances (All games)

Date	Opponent	GS	IP	H	R	ER	BB	SO	2B	3B	HR	WP	BK	HBP	IBB	Score	W-L	Sv	ERA	NP
Feb 19	ILLINOIS STATE		1.1	3	0	0	1	2	2	0	0	0	0	0	0	5-1	0-0	0	0.00	32
Mar 02	OMAHA	*	2.2	4	1	1	0	0	0	0	0	0	0	0	0	15-3	0-0	0	2.25	53
Mar 13	UIC		0.2	0	0	0	1	0	0	0	0	0	0	0	0	10-8	1-0	0	1.93	12
Mar 15	GRAMBLING	*	4.0	2	1	1	1	6	1	0	0	0	0	0	0	14-1	2-0	0	2.08	63
Mar 29	LITTLE ROCK	*	0.2	3	4	4	2	1	1	0	0	0	0	0	0	16-8	2-0	0	5.79	35
Apr 05	CENTRAL ARKAN		1.0	0	0	0	0	3	0	0	0	0	0	0	0	21-9	2-0	0	5.23	13
Totals		3	10.1	12	6	6	5	12	4	0	0	0	0	0	0	81-30	2-0	0	5.23	-

#2 Jalen Battles - 28 games (All games)

Date	Opponent	Pos	AB	R	H	RBI	2B	3B	HR	BB	SB	CS	HBP	SAC	SF	GDP	K	PO	A	E	Avg
Feb 18	ILLINOIS STATE	*ss	4	1	1	1	0	0	1	0	0	0	0	0	0	0	2	2	2	0	.250
Feb 19	ILLINOIS STATE	*ss	3	1	1	0	0	0	0	1	0	0	0	0	0	0	0	3	4	0	.286
Feb 20	ILLINOIS STATE	*ss	4	0	2	1	1	0	0	0	0	0	0	0	0	0	1	1	6	0	.364
Feb 25	vs Indiana	*ss	3	1	0	0	0	0	0	1	0	0	0	0	0	0	1	1	2	0	.286
Feb 27	vs Stanford	*ss	4	0	0	0	0	0	0	0	0	0	0	0	0	0	2	5	4	0	.222
Feb 27	vs Louisiana	*ss	4	1	1	3	0	0	1	0	0	0	0	0	0	0	1	2	5	1	.227
Mar 02	OMAHA	*ss	4	2	2	0	0	0	0	1	0	0	0	0	0	0	1	0	1	0	.269
Mar 04	SOUTHEASTERN	*ss	4	1	1	0	0	0	0	0	0	0	0	0	0	0	1	2	3	0	.267
Mar 05	SOUTHEASTERN-	*ss	3	0	0	0	0	0	0	1	0	0	0	0	0	0	2	2	1	0	.242
Mar 05	SOUTHEASTERN-	*ss	4	1	1	0	1	0	0	0	0	0	0	0	0	0	0	1	7	0	.243
Mar 10	UIC-1	*ss	4	2	2	2	0	0	1	0	0	0	0	0	0	0	0	0	5	0	.268
Mar 10	UIC-2	*ss	3	1	0	0	0	0	0	1	0	0	0	0	0	0	0	7	3	0	.250
Mar 12	UIC	*ss	5	0	1	0	1	0	0	0	0	0	0	0	0	1	0	1	1	0	.245
Mar 13	UIC	*ss	4	0	2	0	0	0	0	0	0	0	0	0	0	0	0	0	1	0	.264
Mar 15	GRAMBLING	*ss	3	2	0	0	0	0	0	2	0	0	0	0	0	0	0	1	0	0	.250
Mar 18	KENTUCKY	*ss	3	0	0	1	0	0	0	0	0	0	0	0	1	0	1	2	4	0	.237
Mar 19	KENTUCKY	*ss	4	0	1	1	0	0	0	0	0	0	0	0	0	0	1	1	5	0	.238
Mar 20	KENTUCKY	*ss	4	1	2	1	0	0	0	0	0	0	0	0	0	0	0	0	1	0	.254
Mar 25	at Mizzou	*ss	5	1	2	0	0	0	0	0	0	0	0	0	0	0	3	1	2	0	.264
Mar 26	at Mizzou	*ss	4	1	1	0	0	0	0	0	0	0	0	0	0	0	1	0	2	1	.263
Mar 27	at Mizzou	*ss	4	0	1	1	0	0	0	0	0	0	0	0	0	0	1	2	1	0	.262
Mar 29	LITTLE ROCK	*ss	4	2	2	2	0	0	0	1	0	0	0	0	0	0	0	1	4	0	.274
Apr 01	MISSISSIPPI STA	*ss	4	2	2	3	0	0	2	1	0	0	0	0	0	1	1	1	5	0	.284
Apr 02	MISSISSIPPI STA	*ss	3	2	1	1	0	0	0	1	0	0	0	0	0	0	0	0	3	0	.286
Apr 03	MISSISSIPPI STA	*ss	4	0	1	0	0	0	0	1	0	0	0	0	0	0	1	1	2	0	.284
Apr 05	CENTRAL ARKAN	*ss	6	1	1	1	0	0	1	0	0	0	0	0	0	0	2	4	0	0	.277
Apr 07	at Florida	*ss	2	0	0	1	0	0	0	2	0	0	0	0	1	0	1	0	5	0	.272
Apr 08	at Florida	*ss	4	1	1	0	0	0	0	0	0	0	0	0	0	0	0	0	5	0	.271
Totals		28gs	107	24	29	19	3	0	6	13	0	0	0	0	2	2	23	41	84	2	.271

On base pct. .344 • Slugging pct. .467



III INDIVIDUAL GAME-BY-GAME

#8 Jace Bohrofen - 10 games (All games)

Date	Opponent	Pos	AB	R	H	RBI	2B	3B	HR	BB	SB	CS	HBP	SAC	SF	GDP	K	PO	A	E	Avg
Feb 18	ILLINOIS STATE	*of	3	0	0	0	0	0	0	0	0	0	0	1	0	0	1	0	0	0	.000
Feb 19	ILLINOIS STATE	*of	4	0	0	0	0	0	0	0	0	0	0	0	0	0	1	1	0	0	.000
Feb 25	vs Indiana	*of	5	0	0	0	0	0	0	0	0	0	0	0	0	0	2	0	0	0	.000
Feb 27	vs Louisiana	*of	4	1	0	0	0	0	0	1	0	0	0	0	0	0	2	1	0	0	.000
Mar 04	SOUTHEASTERN	*of	3	1	2	0	2	0	0	1	0	0	0	0	0	0	0	0	0	0	.105
Mar 05	SOUTHEASTERN-	*of	4	0	1	0	0	0	0	0	0	0	0	0	0	0	1	5	0	0	.130
Mar 05	SOUTHEASTERN-	*of	5	1	3	5	0	1	0	0	0	1	0	0	0	0	1	0	0	0	.214
Apr 01	MISSISSIPPI STA	*dh	3	0	0	0	0	0	0	0	0	0	0	0	0	0	3	0	0	0	.194
Apr 05	CENTRAL ARKAN	*of	6	2	2	3	0	0	2	0	0	0	0	0	0	0	1	1	1	0	.216
Apr 08	at Florida	*of	5	0	0	0	0	0	0	0	0	0	0	0	0	0	1	1	0	0	.190
Totals		10gs	42	5	8	8	2	1	2	2	0	1	1	0	0	0	13	9	1	0	.190

On base pct. .244 • Slugging pct. .429

#59 Issac Bracken - 3 appearances (All games)

Date	Opponent	GS	IP	H	R	ER	BB	SO	2B	3B	HR	WP	BK	HBP	IBB	Score	W-L	Sv	ERA	NP
Feb 27	vs Stanford		1.2	0	0	0	1	1	0	0	0	0	0	0	1	0-5	0-0	0	0.00	28
Mar 04	SOUTHEASTERN		0.1	0	1	1	1	1	0	0	0	0	0	1	0	3-7	0-0	0	4.50	16
Apr 05	CENTRAL ARKAN		1.0	2	0	0	0	2	0	0	0	0	0	0	0	21-9	0-0	0	3.00	20
Totals		0	3.0	2	1	1	2	4	0	0	0	0	0	2	0	24-21	0-0	0	3.00	-

#5 Kendall Diggs - 11 games (All games)

Date	Opponent	Pos	AB	R	H	RBI	2B	3B	HR	BB	SB	CS	HBP	SAC	SF	GDP	K	PO	A	E	Avg
Feb 27	vs Louisiana	*dh	4	0	1	0	0	0	0	0	0	0	0	0	0	0	2	0	0	0	.250
Mar 02	OMAHA	1b	0	0	0	0	0	0	0	1	0	0	0	0	0	0	0	2	0	0	.250
Mar 05	SOUTHEASTERN-	*dh	3	0	1	2	0	0	0	1	0	0	0	0	0	0	1	0	0	0	.286
Mar 10	UIC-2	*dh	2	0	0	0	0	0	0	2	0	0	0	0	0	0	0	0	0	0	.222
Mar 13	UIC	ph	1	0	0	0	0	0	0	0	0	0	0	0	0	0	0	0	0	0	.200
Mar 15	GRAMBLING	*1b	3	2	0	0	0	0	0	2	0	0	0	0	0	0	0	8	1	0	.154
Mar 16	GRAMBLING	1b	1	0	0	0	0	0	0	0	0	0	0	0	0	0	1	1	0	0	.143
Mar 27	at Mizzou	*dh	3	1	1	0	0	0	0	2	1	0	0	0	0	0	1	0	0	0	.176
Mar 29	LITTLE ROCK	*dh	4	1	1	4	0	0	1	1	0	0	0	0	0	0	1	0	0	0	.190
Apr 03	MISSISSIPPI STA	ph/d	1	0	0	0	0	0	0	0	0	0	0	0	0	0	0	0	0	0	.182
Apr 05	CENTRAL ARKAN	*dh	5	2	2	0	1	0	0	0	0	0	0	0	0	0	1	0	0	0	.222
Totals		7gs	27	6	6	6	1	0	1	9	1	0	0	0	0	0	7	11	1	0	.222

On base pct. .417 • Slugging pct. .370

#37 Jake Faherty - 1 appearance (All games)

Date	Opponent	GS	IP	H	R	ER	BB	SO	2B	3B	HR	WP	BK	HBP	IBB	Score	W-L	Sv	ERA	NP
Mar 10	UIC-1		0.1	0	0	0	1	1	0	0	0	0	0	1	0	12-4	0-0	0	0.00	17
Totals		0	0.1	0	0	0	1	1	0	0	0	0	0	1	0	12-4	0-0	0	0.00	-

#58 Evan Gray - 3 appearances (All games)

Date	Opponent	GS	IP	H	R	ER	BB	SO	2B	3B	HR	WP	BK	HBP	IBB	Score	W-L	Sv	ERA	NP
Mar 04	SOUTHEASTERN		0.1	0	0	0	0	0	0	0	0	0	0	0	0	3-7	0-0	0	0.00	5
Mar 12	UIC		1.0	0	0	0	1	3	0	0	0	0	0	0	0	10-1	0-0	0	0.00	19
Apr 03	MISSISSIPPI STA		0.1	0	0	0	0	0	0	0	0	0	0	0	0	3-5	0-0	0	0.00	5
Totals		0	1.2	0	0	0	1	3	0	0	0	0	0	0	0	16-13	0-0	0	0.00	-

#3 Zack Gregory - 23 games (All games)

Date	Opponent	Pos	AB	R	H	RBI	2B	3B	HR	BB	SB	CS	HBP	SAC	SF	GDP	K	PO	A	E	Avg
Feb 18	ILLINOIS STATE	*of	3	1	1	1	0	0	1	0	0	0	0	0	0	0	0	1	1	0	.333
Feb 20	ILLINOIS STATE	*of	3	1	1	1	0	0	0	1	0	0	0	0	0	0	1	1	0	0	.333
Feb 25	vs Indiana	*of	3	1	0	0	0	0	0	0	0	0	1	0	0	0	1	1	0	0	.222
Feb 27	vs Stanford	*of	2	0	1	0	0	0	0	1	0	0	0	0	0	0	1	3	0	0	.273
Feb 27	vs Louisiana	*of/of	4	2	1	0	1	0	0	1	1	0	0	0	0	0	1	3	0	0	.267
Mar 02	OMAHA	*of	4	3	2	0	1	0	0	1	0	0	0	0	0	0	0	2	0	0	.316
Mar 04	SOUTHEASTERN	*of	3	1	1	0	1	0	0	1	0	0	0	0	0	0	1	3	0	0	.318
Mar 05	SOUTHEASTERN-	*of/of	3	1	0	0	0	0	0	1	0	0	0	0	0	0	1	1	0	0	.280
Mar 05	SOUTHEASTERN-	*of/of	3	1	0	0	0	0	0	1	0	0	1	0	0	0	1	1	0	0	.250
Mar 10	UIC-1	*of	3	2	1	0	0	0	0	1	0	0	0	0	0	0	1	0	0	0	.258
Mar 10	UIC-2	*of/of	2	2	1	1	1	0	0	2	0	0	0	0	0	0	0	0	0	0	.273
Mar 12	UIC	*of	4	1	1	0	0	0	0	0	0	0	0	0	0	0	2	2	0	0	.270
Mar 13	UIC	*of/of	3	3	2	0	0	0	0	1	0	0	0	0	0	0	1	4	0	1	.300
Mar 18	KENTUCKY	*of	3	0	1	2	1	0	0	1	1	0	0	0	0	0	2	0	0	0	.302
Mar 19	KENTUCKY	*of	3	1	0	0	0	0	0	1	0	0	0	0	0	0	2	0	0	0	.283
Mar 20	KENTUCKY	*of	2	0	1	0	0	0	0	0	1	0	1	0	0	0	1	5	0	0	.292
Mar 25	at Mizzou	*of	2	1	0	0	0	0	0	0	0	0	2	0	0	0	2	0	0	0	.280
Mar 26	at Mizzou	*of	4	0	1	0	0	0	0	0	0	0	0	0	0	0	2	1	0	0	.278
Mar 27	at Mizzou	*of	3	0	1	1	0	0	0	1	0	0	0	0	0	0	1	2	0	0	.281
Apr 01	MISSISSIPPI STA	*of	3	0	1	0	0	0	0	1	0	0	0	0	0	0	0	1	0	0	.283
Apr 02	MISSISSIPPI STA	*of	2	3	1	1	0	0	1	1	0	0	1	0	0	0	0	2	0	0	.290
Apr 03	MISSISSIPPI STA	*of	3	1	1	1	0	0	1	0	0	0	0	2	0	0	0	2	0	0	.292
Apr 07	at Florida	*of	4	0	0	0	0	0	0	0	0	0	0	1	0	0	2	0	0	0	.275
Totals		23gs	69	25	19	8	5	0	3	16	3	0	6	3	0	0	23	35	1	1	.275

On base pct. .451 • Slugging pct. .478

#34 Nick Griffin - 2 games (All games)

Date	Opponent	Pos	AB	R	H	RBI	2B	3B	HR	BB	SB	CS	HBP	SAC	SF	GDP	K	PO	A	E	Avg
Mar 10	UIC-2	p	0	0	0	0	0	0	0	0	0	0	0	0	0	0	0	0	2	0	.000
Mar 16	GRAMBLING	p	0	0	0	0	0	0	0	0	0	0	0	0	0	0	0	0	1	0	.000
Totals			0gs	0	0	0	0	0	0	0	0	0	0	0	0	0	0	0	3	0	.000

On base pct. .000 • Slugging pct. .000

#34 Nick Griffin - 4 appearances (All games)

Date	Opponent	GS	IP	H	R	ER	BB	SO	2B	3B	HR	WP	BK	HBP	IBB	Score	W-L	Sv	ERA	NP
Feb 27	vs Louisiana		1.0	0	1	1	3	2	0	0	0	1	0	1	0	6-4	0-0	0	9.00	26
Mar 10	UIC-2		0.2	0	0	0	2	0	0	0	0	0	0	1	0	5-4	0-0	0	5.40	20
Mar 16	GRAMBLING		1.0	1	0	0	2	1	0	0	0	0	0	0	0	13-3	0-0	0	3.38	21
Apr 05	CENTRAL ARKAN		1.0	1	0	0	0	1	0	0	0	0	0	0	0	21-9	0-0	0	2.45	21
Totals		0	3.2	2	1	1	7	4	0	0	0	1	0	2	0	45-20	0-0	0	2.45	-



III INDIVIDUAL GAME-BY-GAME

#18 Chris Lanzilli - 28 games (All games)

Date	Opponent	Pos	AB	R	H	RBI	2B	3B	HR	BB	SB	CS	HBP	SAC	SF	GDP	K	PO	A	E	Avg
Feb 18	ILLINOIS STATE	*dh	3	0	1	0	0	0	0	1	0	0	0	0	0	0	1	0	0	0	.333
Feb 19	ILLINOIS STATE	*dh	3	0	1	0	1	0	0	0	0	0	1	0	0	0	0	0	0	0	.333
Feb 20	ILLINOIS STATE	*of	4	0	1	1	0	0	0	0	0	0	0	0	0	0	1	1	0	0	.300
Feb 25	vs Indiana	*dh	4	0	0	0	0	0	0	1	0	0	0	0	0	0	0	0	0	0	.214
Feb 27	vs Stanford	*dh	3	0	1	0	0	0	0	1	0	0	0	0	0	0	1	0	0	0	.235
Feb 27	vs Louisiana	*of	3	0	0	0	0	0	0	1	0	0	0	0	0	0	2	3	0	0	.200
Mar 02	OMAHA	*dh	4	1	2	3	1	0	0	0	0	0	0	0	0	1	0	0	0	0	.250
Mar 04	SOUTHEASTERN	*dh	3	0	2	0	0	0	0	1	0	0	0	0	0	0	0	0	0	0	.296
Mar 05	SOUTHEASTERN-	*of	3	1	1	0	0	0	0	0	0	0	1	0	0	0	2	0	0	0	.300
Mar 05	SOUTHEASTERN-	*of	3	0	1	1	1	0	0	0	0	0	0	0	0	0	1	0	0	0	.303
Mar 10	UIC-1	*of	3	0	2	1	0	0	0	0	0	0	0	1	0	0	0	0	0	0	.333
Mar 10	UIC-2	*of/of	2	1	1	0	1	0	0	1	0	0	1	0	0	0	0	0	0	0	.342
Mar 12	UIC	*of	3	1	1	3	0	0	1	2	0	0	0	0	0	0	0	2	0	0	.341
Mar 13	UIC	*of/of	5	1	2	2	0	0	1	0	0	0	0	0	0	0	2	1	0	0	.348
Mar 15	GRAMBLING	*of	4	1	2	0	0	0	0	1	0	0	0	0	0	0	1	0	0	0	.360
Mar 16	GRAMBLING	*dh	6	1	3	3	0	0	0	0	0	0	0	0	0	0	2	0	0	0	.375
Mar 18	KENTUCKY	*of	4	1	2	0	0	0	0	0	0	0	0	0	0	0	1	1	0	0	.383
Mar 19	KENTUCKY	*of	3	2	1	0	0	0	0	2	0	0	0	0	0	0	0	2	0	0	.381
Mar 20	KENTUCKY	*of	3	0	0	0	0	0	0	1	0	0	0	0	0	0	1	3	0	0	.364
Mar 25	at Mizzou	*of	4	0	1	0	0	0	0	1	1	0	0	0	0	1	1	1	0	0	.357
Mar 26	at Mizzou	*of	4	1	2	0	1	0	0	0	0	0	0	0	0	0	0	2	1	0	.365
Mar 27	at Mizzou	*of	4	1	0	0	0	0	0	0	0	0	1	0	0	0	1	1	0	0	.346
Mar 29	LITTLE ROCK	*of	3	2	2	1	0	0	0	2	0	0	0	0	0	0	1	0	0	0	.358
Apr 01	MISSISSIPPI STA	*of	3	1	1	1	0	0	0	2	1	0	0	0	0	0	1	4	0	0	.357
Apr 02	MISSISSIPPI STA	*of	4	2	1	1	0	0	1	1	0	0	0	0	0	0	0	2	0	1	.352
Apr 03	MISSISSIPPI STA	*of	5	1	1	0	0	0	0	0	0	0	0	1	0	0	2	1	0	0	.344
Apr 07	at Florida	*of	4	2	2	1	0	0	1	0	0	0	1	0	0	0	1	3	0	0	.351
Apr 08	at Florida	*of	4	0	0	0	0	0	0	0	0	0	0	0	0	0	3	1	0	0	.337
Totals		28gs	101	20	34	18	5	0	4	18	2	0	5	2	0	2	25	28	1	1	.337

On base pct. .460 • Slugging pct. .505

#15 Dylan Leach - 10 games (All games)

Date	Opponent	Pos	AB	R	H	RBI	2B	3B	HR	BB	SB	CS	HBP	SAC	SF	GDP	K	PO	A	E	Avg
Feb 20	ILLINOIS STATE	*c	3	0	0	0	0	0	0	0	0	0	0	0	0	0	2	9	0	1	.000
Feb 27	vs Louisiana	*c	3	1	0	0	0	0	0	1	0	0	0	0	0	0	1	8	0	0	.000
Mar 02	OMAHA	c	1	0	0	0	0	0	0	0	0	0	0	0	0	0	0	5	2	0	.000
Mar 05	SOUTHEASTERN-	*c	2	0	0	0	0	0	0	0	0	0	0	0	0	0	0	7	2	0	.000
Mar 10	UIC-2	*c	1	0	0	0	0	0	0	0	0	0	0	0	0	0	1	4	1	0	.000
Mar 12	UIC	c	0	0	0	0	0	0	0	0	0	0	0	0	0	0	0	3	0	0	.000
Mar 15	GRAMBLING	*c	2	1	0	1	0	0	0	1	1	0	1	0	0	0	1	12	2	0	.000
Mar 16	GRAMBLING	*c	5	1	1	1	1	0	0	0	1	0	0	0	0	0	1	9	2	0	.059
Mar 29	LITTLE ROCK	*c	5	0	0	0	0	0	0	0	0	0	0	0	0	0	3	14	2	0	.045
Apr 05	CENTRAL ARKAN	*c	5	4	5	5	1	1	2	0	0	0	0	0	0	0	0	11	1	1	.222
Totals		8gs	27	7	6	7	2	1	2	2	2	0	1	0	0	0	9	82	12	2	.222

On base pct. .300 • Slugging pct. .593

#29 Austin Ledbetter - 2 games (All games)

Date	Opponent	Pos	AB	R	H	RBI	2B	3B	HR	BB	SB	CS	HBP	SAC	SF	GDP	K	PO	A	E	Avg
Mar 10	UIC-2	*p	0	0	0	0	0	0	0	0	0	0	0	0	0	0	0	1	0	0	.000
Mar 16	GRAMBLING	*p	0	0	0	0	0	0	0	0	0	0	0	0	0	0	0	0	1	0	.000
Totals		2gs	0	0	0	0	0	0	0	0	0	0	0	0	0	0	0	1	1	0	.000

On base pct. .000 • Slugging pct. .000

#29 Austin Ledbetter - 4 appearances (All games)

Date	Opponent	GS	IP	H	R	ER	BB	SO	2B	3B	HR	WP	BK	HBP	IBB	Score	W-L	Sv	ERA	NP
Mar 04	SOUTHEASTERN		2.2	0	0	0	0	5	0	0	0	0	0	2	0	3-7	0-0	0	0.00	42
Mar 10	UIC-2	*	3.0	2	1	1	1	3	0	0	0	0	0	0	0	5-4	0-0	0	1.59	44
Mar 16	GRAMBLING	*	2.1	5	3	3	0	1	1	0	2	1	0	0	0	13-3	0-0	0	4.50	43
Apr 05	CENTRAL ARKAN		1.0	0	0	0	0	1	0	0	0	0	0	0	0	21-9	0-0	0	4.00	9
Totals		2	9.0	7	4	4	1	10	1	0	2	1	0	2	0	42-23	0-0	0	4.00	-

#1 Robert Moore - 28 games (All games)

Date	Opponent	Pos	AB	R	H	RBI	2B	3B	HR	BB	SB	CS	HBP	SAC	SF	GDP	K	PO	A	E	Avg
Feb 18	ILLINOIS STATE	*2b	3	0	0	0	0	0	0	1	0	0	0	0	0	0	1	2	5	0	.000
Feb 19	ILLINOIS STATE	*2b	4	1	2	3	1	0	1	0	0	0	0	0	0	0	0	3	2	0	.286
Feb 20	ILLINOIS STATE	*2b	4	2	2	0	2	0	0	1	0	0	0	0	0	0	0	0	4	0	.364
Feb 25	vs Indiana	*2b	5	0	2	2	0	0	0	0	0	0	0	0	0	0	1	2	3	0	.375
Feb 27	vs Stanford	*2b	3	0	0	0	0	0	0	1	0	0	0	0	0	0	1	3	5	0	.316
Feb 27	vs Louisiana	*2b	4	0	1	1	1	0	0	1	0	0	0	0	0	1	2	3	2	0	.304
Mar 02	OMAHA	*2b	2	1	2	2	1	0	0	2	0	0	0	0	0	0	0	1	1	0	.360
Mar 04	SOUTHEASTERN	*2b	4	0	0	0	0	0	0	0	0	0	0	0	0	0	1	1	2	0	.310
Mar 05	SOUTHEASTERN-	*2b	4	0	0	0	0	0	0	0	0	0	0	0	0	0	0	2	2	0	.273
Mar 05	SOUTHEASTERN-	*2b	5	2	3	0	1	0	0	0	0	0	0	0	0	0	2	2	2	0	.316
Mar 10	UIC-1	*2b	4	1	0	0	0	0	0	0	0	0	1	0	0	0	2	0	2	0	.286
Mar 10	UIC-2	*2b	3	0	0	0	0	0	0	1	0	0	1	0	0	0	0	0	2	0	.267
Mar 12	UIC	*2b/ss	4	1	1	0	1	0	0	1	0	0	0	0	0	0	0	1	0	0	.265
Mar 13	UIC	*2b	5	0	2	1	1	0	0	0	0	0	0	0	0	0	0	1	3	0	.278
Mar 16	GRAMBLING	*ss	2	3	0	0	0	0	0	3	0	0	1	0	0	0	2	1	3	0	.268
Mar 18	KENTUCKY	*2b	4	2	3	3	0	0	1	0	0	0	0	0	0	0	0	1	4	0	.300
Mar 19	KENTUCKY	*2b	2	0	1	3	1	0	0	1	0	0	1	0	0	0	1	1	1	0	.306
Mar 20	KENTUCKY	*2b	3	1	0	0	0	0	0	1	1	0	0	0	0	0	1	2	0	0	.292
Mar 25	at Mizzou	*2b	4	0	1	1	0	0	0	1	0	0	0	0	0	0	0	1	2	0	.290
Mar 26	at Mizzou	*2b	5	0	1	1	0	0	0	0	0	0	0	0	0	0	2	0	2	0	.284
Mar 27	at Mizzou	*2b	3	1	0	0	0	0	0	1	0	0	0	1	0	0	0	2	3	0	.273
Mar 29	LITTLE ROCK	*2b	4	3	1	1	1	0	0	1	0	0	1	0	0	0	0	1	0	0	.272
Apr 01	MISSISSIPPI STA	*2b	5	0	1	2	0	1	0	0	0	0	0	0	0	0	1	0	2	0	.267
Apr 02	MISSISSIPPI STA	*2b	2	3	1	1	0	0	1	2	0	0	1	0	0	0	0	1	3	0	.273
Apr 03	MISSISSIPPI STA	*2b	5	0	0	0	0	0	0	1	0	0	0	0	0	0	1	3	5	0	.258
Apr 05	CENTRAL ARKAN	*2b	6	2	2	2	1	1	0	0	0	0	0	0	0	0	0	2	1	0	.263
Apr 07	at Florida	*2b	3	1	0	0	0	0	0	1	1	0	1	0	0	0	1	3	1	0	.255
Apr 08	at Florida	*2b	3	0	0	0	0	0	0	1	0	0	0	0	0	1	0	2	5	0	.248
Totals		28gs	105	24	26	23	11	2	3	21	2	0	7	1	0	2	19	41	67	0	.248

On base pct. .406 • Slugging pct. .476

#32 Zack Morris - 1 game (All games)

Date	Opponent	Pos	AB	R	H	RBI	2B	3B	HR	BB	SB	CS	HBP	SAC	SF	GDP	K	PO	A	E	Avg
Mar 16	GRAMBLING	p	0	0	0	0	0	0	0	0	0	0	0	0	0	0	0	0	0	1	.000
Totals		0gs	0	0	0	0	0	0	0	0	0	0	0	0	0	0	0	0	0	1	.000

On base pct. .000 • Slugging pct. .000

#32 Zack Morris - 5 appearances (All games)

Date	Opponent	GS	IP	H	R	ER	BB	SO	2B	3B	HR	WP	BK	HBP	IBB	Score	W-L	Sv	ERA	NP
Feb 18	ILLINOIS STATE		0.2	0	0	0	1	1	0	0	0	0	0	0	0	2-3	0-0	0	0.00	14
Mar 04	SOUTHEASTERN		0.1	1	0	0	0	0	0	0	0	0	0	1	0	3-7	0-0	0	0.00	8
Mar 16	GRAMBLING		2.2	2	0	0	1	2	0	0	0	0	0	0	0	13-3	1-0	0	0.00	36
Mar 26	at Mizzou		0.2	1	0	0	1	1	1	0	0	0	0	0	0	5-7	1-0	0	0.00	20
Apr 05	CENTRAL ARKAN		2.1	2	2	2	1	0	0	0	0	1	0	0	0	21-9	2-0	0	2.70	32
Totals		0	6.2	6	2	2	4	4	1	0	0	1	0	1	0	44-29	2-0	0	2.70	-

#27 Nick Moten - 1 game (All games)

Date	Opponent	Pos	AB	R	H	RBI	2B	3B	HR	BB	SB	CS	HBP	SAC	SF	GDP	K	PO	A	E	Avg
Mar 02	OMAHA	p	0	0	0	0	0	0	0	0	0	0	0	0	0	0	0	0	0	0	.000
Totals		0gs	0	0	0	0	0	0	0	0	0	0	0	0	0	0	0	0	0	0	.000

On base pct. .000 • Slugging pct. .000

#27 Nick Moten - 2 appearances (All games)

Date	Opponent	GS	IP	H	R	ER	BB	SO	2B	3B	HR	WP	BK	HBP	IBB	Score	W-L	Sv	ERA	NP
Mar 02	OMAHA		1.0	0	0	0	1	1	0	0	0	1	1	1	0	15-3	0-0	0	0.00	22
Apr 05	CENTRAL ARKAN		0.0	2	4	4	2	0	0	0	1	0	0	0	0	21-9	0-0	0	36.00	20
Totals		0	1.0	2	4	4	3	1	0	0	1	1	1	1	0	36-12	0-0	0	36.00	-



III INDIVIDUAL GAME-BY-GAME

#13 Connor Noland - 6 games (All games)

Date	Opponent	Pos	AB	R	H	RBI	2B	3B	HR	BB	SB	CS	HBP	SAC	SF	GDP	K	PO	A	E	Avg
Feb 25	vs Indiana	*p	0	0	0	0	0	0	0	0	0	0	0	0	0	0	0	0	1	0	.000
Mar 04	SOUTHEASTERN	*p	0	0	0	0	0	0	0	0	0	0	0	0	0	0	0	0	1	0	.000
Mar 10	UIC-1	*p	0	0	0	0	0	0	0	0	0	0	0	0	0	0	0	1	0	0	.000
Mar 18	KENTUCKY	*p	0	0	0	0	0	0	0	0	0	0	0	0	0	0	0	0	2	0	.000
Mar 25	at Mizzou	*p	0	0	0	0	0	0	0	0	0	0	0	0	0	0	0	1	0	0	.000
Apr 01	MISSISSIPPI STA	*p	0	0	0	0	0	0	0	0	0	0	0	0	0	0	0	0	1	0	.000
Totals		6gs	0	0	0	0	0	0	0	0	0	0	0	0	0	0	0	2	5	0	.000

On base pct. .000 • Slugging pct. .000

#13 Connor Noland - 8 appearances (All games)

Date	Opponent	GS	IP	H	R	ER	BB	SO	2B	3B	HR	WP	BK	HBP	IBB	Score	W-L	Sv	ERA	NP
Feb 18	ILLINOIS STATE	*	5.0	5	2	2	2	5	0	0	0	0	1	1	0	2-3	0-0	0	3.60	75
Feb 25	vs Indiana	*	6.0	5	1	1	2	10	1	1	0	0	0	0	0	5-2	1-0	0	2.45	86
Mar 04	SOUTHEASTERN	*	5.1	7	3	3	0	5	0	0	0	0	0	1	0	3-7	1-1	0	3.31	90
Mar 10	UIC-1	*	6.2	4	3	3	2	11	3	0	0	0	0	1	0	12-4	2-1	0	3.52	97
Mar 18	KENTUCKY	*	6.1	6	1	1	2	7	1	0	0	0	0	2	0	6-2	3-1	0	3.07	109
Mar 25	at Mizzou	*	5.0	7	3	3	1	9	1	0	0	2	0	0	0	7-5	3-1	0	3.41	102
Apr 01	MISSISSIPPI STA	*	7.0	4	1	1	0	6	0	0	1	0	0	0	0	8-1	4-1	0	3.05	104
Apr 07	at Florida	*	7.0	1	0	0	1	7	0	0	0	0	0	0	0	8-1	5-1	0	2.61	97
Totals		8	48.1	39	14	14	10	60	6	1	1	2	1	5	0	51-25	5-1	0	2.61	-

#43 Miller Pleimann - 2 games (All games)

Date	Opponent	Pos	AB	R	H	RBI	2B	3B	HR	BB	SB	CS	HBP	SAC	SF	GDP	K	PO	A	E	Avg
Mar 10	UIC-1	p	0	0	0	0	0	0	0	0	0	0	0	0	0	0	0	0	1	0	.000
Mar 29	LITTLE ROCK	p	0	0	0	0	0	0	0	0	0	0	0	0	0	0	0	0	1	0	.000
Totals		0gs	0	0	0	0	0	0	0	0	0	0	0	0	0	0	0	0	2	0	.000

On base pct. .000 • Slugging pct. .000

#43 Miller Pleimann - 4 appearances (All games)

Date	Opponent	GS	IP	H	R	ER	BB	SO	2B	3B	HR	WP	BK	HBP	IBB	Score	W-L	Sv	ERA	NP
Feb 27	vs Stanford		0.2	1	0	0	0	1	0	0	0	1	0	0	0	0-5	0-0	0	0.00	12
Mar 10	UIC-1		0.2	0	0	0	0	1	0	0	0	0	0	0	0	12-4	0-0	0	0.00	7
Mar 29	LITTLE ROCK		2.1	4	2	1	0	5	1	0	0	0	0	0	0	16-8	0-0	0	2.45	47
Apr 05	CENTRAL ARKAN	*	0.1	4	3	3	0	1	2	0	0	0	0	1	0	21-9	0-0	0	9.00	24
Totals		1	4.0	9	5	4	0	8	3	0	0	1	0	1	0	49-26	0-0	0	9.00	-

#28 Kole Ramage - 4 games (All games)

Date	Opponent	Pos	AB	R	H	RBI	2B	3B	HR	BB	SB	CS	HBP	SAC	SF	GDP	K	PO	A	E	Avg
Feb 18	ILLINOIS STATE	p	0	0	0	0	0	0	0	0	0	0	0	0	0	0	0	0	1	0	.000
Feb 25	vs Indiana	p	0	0	0	0	0	0	0	0	0	0	0	0	0	0	0	1	0	0	.000
Mar 10	UIC-2	p	0	0	0	0	0	0	0	0	0	0	0	0	0	0	0	1	1	0	.000
Mar 13	UIC	p	0	0	0	0	0	0	0	0	0	0	0	0	0	0	0	0	1	0	.000
Totals		0gs	0	0	0	0	0	0	0	0	0	0	0	0	0	0	0	2	3	0	.000

On base pct. .000 • Slugging pct. .000

#28 Kole Ramage - 14 appearances (All games)

Date	Opponent	GS	IP	H	R	ER	BB	SO	2B	3B	HR	WP	BK	HBP	IBB	Score	W-L	Sv	ERA	NP
Feb 18	ILLINOIS STATE		1.2	2	1	1	1	0	1	0	0	0	0	0	0	2-3	0-1	0	5.40	18
Feb 20	ILLINOIS STATE		4.0	2	1	1	0	6	0	0	1	0	0	1	0	4-2	0-1	1	3.18	61
Feb 25	vs Indiana		3.0	1	1	0	1	6	0	0	0	0	0	0	0	5-2	0-1	2	2.08	52
Feb 27	vs Louisiana		1.0	0	0	0	0	0	0	0	0	0	0	0	0	6-4	0-1	3	1.86	6
Mar 04	SOUTHEASTERN		0.0	1	3	3	2	0	0	0	0	1	0	0	0	3-7	0-1	3	4.66	12
Mar 05	SOUTHEASTERN-		1.0	1	0	0	0	1	1	0	0	0	0	0	0	11-1	0-1	3	4.22	13
Mar 10	UIC-2		3.1	2	2	2	0	2	0	0	1	0	0	1	0	5-4	0-1	3	4.50	35
Mar 13	UIC		2.0	2	1	1	2	2	2	0	0	0	0	0	0	10-8	0-1	3	4.50	42
Mar 18	KENTUCKY		1.0	2	1	1	0	2	1	0	0	0	0	0	0	6-2	0-1	3	4.76	20
Mar 26	at Mizzou		1.0	1	2	2	2	2	0	0	0	3	0	0	0	5-7	0-1	3	5.50	26
Mar 29	LITTLE ROCK		2.0	1	1	1	0	2	0	0	1	0	0	1	0	16-8	0-1	3	5.40	28
Apr 01	MISSISSIPPI STA		1.0	0	0	0	0	1	0	0	0	0	0	0	0	8-1	0-1	3	5.14	12
Apr 03	MISSISSIPPI STA		1.0	2	2	2	1	1	0	0	0	0	0	1	0	3-5	0-2	3	5.73	14
Apr 08	at Florida		3.0	1	0	0	0	3	0	0	0	0	0	0	0	2-7	0-2	3	5.04	30
Totals		0	25.0	18	15	14	9	28	5	0	3	4	0	4	0	86-61	0-2	3	5.04	-

#17 Brady Slavens - 25 games (All games)

Date	Opponent	Pos	AB	R	H	RBI	2B	3B	HR	BB	SB	CS	HBP	SAC	SF	GDP	K	PO	A	E	Avg
Feb 18	ILLINOIS STATE	*of	4	0	1	0	0	0	0	0	0	0	0	0	0	0	0	2	0	0	.250
Feb 19	ILLINOIS STATE	*of	3	0	0	0	0	0	0	1	0	0	0	0	0	0	1	2	0	0	.143
Feb 20	ILLINOIS STATE	*dh	3	0	3	1	0	0	0	1	0	0	0	0	0	0	0	0	0	0	.400
Feb 25	vs Indiana	*of	4	1	1	0	1	0	0	1	0	0	0	0	0	0	1	1	0	0	.357
Feb 27	vs Stanford	*of	4	0	0	0	0	0	0	0	0	0	0	0	0	0	4	1	0	0	.278
Mar 02	OMAHA	*of	3	1	1	1	0	0	1	2	0	0	0	0	0	0	1	3	0	0	.286
Mar 04	SOUTHEASTERN	*of	4	0	0	0	0	0	0	0	0	0	0	0	0	1	3	0	0	0	.240
Mar 05	SOUTHEASTERN-	*dh	3	0	0	0	0	0	0	1	0	0	0	0	0	0	1	0	0	0	.214
Mar 05	SOUTHEASTERN-	ph/1	2	1	1	1	0	0	0	0	0	0	0	0	0	0	0	2	0	0	.233
Mar 10	UIC-1	*dh	4	2	2	3	1	0	1	0	0	0	0	0	0	0	1	0	0	0	.265
Mar 10	UIC-2	*of	5	0	0	0	0	0	0	0	0	0	0	0	0	0	2	0	0	1	.231
Mar 12	UIC	*of	5	1	1	1	0	0	1	0	0	0	0	0	0	0	1	2	0	0	.227
Mar 13	UIC	*dh	4	0	1	0	0	0	0	0	0	0	0	0	0	0	0	0	0	0	.229
Mar 15	GRAMBLING	*of	5	1	1	2	0	0	0	0	0	0	0	0	0	0	0	1	0	0	.226
Mar 16	GRAMBLING	*of	5	1	2	3	1	0	0	0	0	0	1	0	0	0	0	1	0	0	.241
Mar 18	KENTUCKY	*dh	4	0	0	0	0	0	0	0	0	0	0	0	0	1	2	0	0	0	.226
Mar 19	KENTUCKY	*dh	2	0	0	2	0	0	0	1	0	0	0	0	0	1	0	1	0	0	.219
Mar 20	KENTUCKY	*dh	4	0	0	0	0	0	0	0	0	0	0	0	0	0	2	0	0	0	.206
Mar 25	at Mizzou	*dh	4	0	0	1	0	0	0	0	0	0	0	0	1	0	3	0	0	0	.194
Mar 26	at Mizzou	*dh	3	1	0	0	0	0	0	1	0	0	0	0	0	1	2	0	0	0	.187
Apr 02	MISSISSIPPI STA	*dh	4	1	2	3	1	0	1	1	0	0	0	0	0	0	1	0	0	0	.203
Apr 03	MISSISSIPPI STA	*dh	2	0	1	1	0	0	0	1	0	0	0	0	1	0	0	0	0	0	.210
Apr 05	CENTRAL ARKAN	*of	4	0	2	3	1	1	0	0	0	0	0	0	1	0	1	1	0	0	.224
Apr 07	at Florida	*dh	4	0	1	0	1	0	0	0	0	0	0	0	0	0	1	0	0	0	.225
Apr 08	at Florida	*dh	4	0	3	1	0	1	0	0	0	0	0	0	0	0	0	0	0	0	.247
Totals		24gs	93	10	23	23	6	2	4	10	0	0	1	0	4	3	28	16	0	1	.247

On base pct. .315 • Slugging pct. .484

#33 Hagen Smith - 6 games (All games)

Date	Opponent	Pos	AB	R	H	RBI	2B	3B	HR	BB	SB	CS	HBP	SAC	SF	GDP	K	PO	A	E	Avg
Feb 19	ILLINOIS STATE	*p	0	0	0	0	0	0	0	0	0	0	0	0	0	0	0	0	1	0	.000
Mar 05	SOUTHEASTERN-	*p	0	0	0	0	0	0	0	0	0	0	0	0	0	0	0	0	2	0	.000
Mar 12	UIC	*p	0	0	0	0	0	0	0	0	0	0	0	0	0	0	0	1	1	0	.000
Mar 19	KENTUCKY	*p	0	0	0	0	0	0	0	0	0	0	0	0	0	0	0	0	1	0	.000
Mar 26	at Mizzou	*p	0	0	0	0	0	0	0	0	0	0	0	0	0	0	0	0	1	0	.000
Apr 08	at Florida	*p	0	0	0	0	0	0	0	0	0	0	0	0	0	0	0	1	0	0	.000
Totals		6gs	0	0	0	0	0	0	0	0	0	0	0	0	0	0	0	2	6	0	.000

On base pct. .000 • Slugging pct. .000



III INDIVIDUAL GAME-BY-GAME

#33 Hagen Smith - 8 appearances (All games)

Date	Opponent	GS	IP	H	R	ER	BB	SO	2B	3B	HR	WP	BK	HBP	IBB	Score	W-L	Sv	ERA	NP
Feb 19	ILLINOIS STATE	*	6.0	5	0	0	1	5	0	0	0	0	0	0	0	5-1	1-0	0	0.00	77
Feb 27	vs Stanford	*	2.1	6	3	3	2	3	0	0	1	0	0	1	0	0-5	1-1	0	3.24	58
Mar 05	SOUTHEASTERN-	*	7.0	2	2	2	3	9	0	0	1	1	0	1	0	4-2	2-1	0	2.93	97
Mar 12	UIC	*	5.0	4	1	1	3	8	0	0	1	0	0	0	0	10-1	3-1	0	2.66	100
Mar 19	KENTUCKY	*	6.0	5	3	3	3	7	0	0	1	0	0	0	0	9-3	4-1	0	3.08	92
Mar 26	at Mizzou	*	5.0	6	3	3	3	5	2	0	0	0	0	1	0	5-7	4-1	0	3.45	96
Apr 02	MISSISSIPPI STA	*	6.0	3	3	3	3	7	0	1	1	0	0	0	0	12-5	5-1	0	3.62	87
Apr 08	at Florida	*	4.1	7	7	6	2	1	2	0	2	0	0	0	0	2-7	5-2	0	4.54	77
Totals		8	41.2	38	22	21	20	45	4	1	7	1	0	3	0	47-31	5-2	0	4.54	-

#44 Max Soliz Jr. - 4 games (All games)

Date	Opponent	Pos	AB	R	H	RBI	2B	3B	HR	BB	SB	CS	HBP	SAC	SF	GDP	K	PO	A	E	Avg
Mar 02	OMAHA	ph/d	2	0	1	1	1	0	0	0	0	0	0	0	0	0	0	0	0	0	.500
Mar 12	UIC	*dh	4	1	1	0	0	0	0	0	0	0	0	0	0	0	2	0	0	0	.333
Apr 01	MISSISSIPPI STA	ph/d	1	0	0	0	0	0	0	1	0	0	0	0	0	0	1	0	0	0	.286
Apr 05	CENTRAL ARKAN	ph/of	1	0	0	0	0	0	0	0	0	0	0	0	0	0	0	0	0	0	.250
Totals		1gs	8	1	2	1	1	0	0	1	0	0	0	0	0	0	3	0	0	0	.250

On base pct. .333 • Slugging pct. .375

#55 Gabriel Starks - 3 games (All games)

Date	Opponent	Pos	AB	R	H	RBI	2B	3B	HR	BB	SB	CS	HBP	SAC	SF	GDP	K	PO	A	E	Avg
Feb 18	ILLINOIS STATE	p	0	0	0	0	0	0	0	0	0	0	0	0	0	0	0	1	0	0	.000
Mar 02	OMAHA	p	0	0	0	0	0	0	0	0	0	0	0	0	0	0	0	0	1	0	.000
Apr 08	at Florida	p	0	0	0	0	0	0	0	0	0	0	0	0	0	0	0	1	0	0	.000
Totals		0gs	0	0	0	0	0	0	0	0	0	0	0	0	0	0	0	2	1	0	.000

On base pct. .000 • Slugging pct. .000

#55 Gabriel Starks - 7 appearances (All games)

Date	Opponent	GS	IP	H	R	ER	BB	SO	2B	3B	HR	WP	BK	HBP	IBB	Score	W-L	Sv	ERA	NP
Feb 18	ILLINOIS STATE		0.2	0	0	0	0	1	0	0	0	1	0	0	0	2-3	0-0	0	0.00	8
Mar 02	OMAHA		1.0	2	1	1	2	1	0	0	0	0	0	0	0	15-3	0-0	0	5.40	32
Mar 15	GRAMBLING		2.0	0	0	0	0	4	0	0	0	0	0	1	0	14-1	0-0	0	2.45	26
Mar 26	at Mizzou		1.0	0	0	0	0	1	0	0	0	0	0	0	0	5-7	0-0	0	1.93	13
Mar 29	LITTLE ROCK		1.0	1	0	0	1	3	0	0	0	1	0	0	0	16-8	0-0	0	1.59	25
Apr 02	MISSISSIPPI STA		2.0	2	2	0	1	2	0	0	0	0	0	0	0	12-5	0-0	0	1.17	34
Apr 08	at Florida		0.2	1	0	0	1	0	1	0	0	1	0	0	0	2-7	0-0	0	1.08	19
Totals		0	8.1	6	3	1	5	12	1	0	0	3	0	1	0	66-34	0-0	0	1.08	-



#10 Peyton Stovall - 26 games (All games)

Date	Opponent	Pos	AB	R	H	RBI	2B	3B	HR	BB	SB	CS	HBP	SAC	SF	GDP	K	PO	A	E	Avg
Feb 18	ILLINOIS STATE	*1b	4	0	0	0	0	0	0	0	0	0	0	0	0	0	1	12	0	0	.000
Feb 19	ILLINOIS STATE	*1b	4	0	0	0	0	0	0	1	0	0	0	0	0	0	0	7	0	0	.000
Feb 20	ILLINOIS STATE	*1b	5	1	2	0	1	0	0	0	0	0	0	0	0	0	0	10	0	0	.154
Feb 25	vs Indiana	*1b	5	0	1	0	0	0	0	0	0	0	0	0	0	0	0	6	1	0	.167
Feb 27	vs Stanford	*1b	4	0	0	0	0	0	0	0	0	0	0	0	0	0	3	6	0	0	.136
Mar 02	OMAHA	*1b	4	2	1	2	0	0	1	1	0	0	0	0	0	0	1	5	1	0	.154
Mar 04	SOUTHEASTERN	*1b	4	0	1	1	0	0	0	1	0	0	0	0	0	0	2	11	0	0	.167
Mar 05	SOUTHEASTERN-	*1b	3	0	1	1	0	0	0	0	0	0	0	0	0	0	0	6	1	0	.182
Mar 10	UIC-1	*1b	4	1	1	0	0	0	0	0	0	0	0	0	0	0	2	10	1	0	.189
Mar 10	UIC-2	ph/1	3	1	2	2	0	0	0	0	0	0	0	0	0	1	0	7	2	0	.225
Mar 12	UIC	*1b	3	1	2	0	0	0	0	1	0	0	0	0	0	0	0	3	1	0	.256
Mar 13	UIC	*1b	4	1	2	0	1	0	0	0	0	0	0	0	0	0	0	9	0	1	.277
Mar 15	GRAMBLING	*2b	4	2	3	2	1	0	0	1	0	0	0	0	0	0	0	0	5	0	.314
Mar 16	GRAMBLING	*2b	5	1	3	0	0	0	0	1	0	0	0	0	0	0	1	2	2	0	.339
Mar 18	KENTUCKY	*1b	3	0	1	0	0	0	0	1	0	0	1	0	0	0	1	11	0	0	.339
Mar 19	KENTUCKY	*1b	5	1	1	2	0	0	1	0	0	0	0	0	0	0	1	6	1	0	.328
Mar 20	KENTUCKY	*1b	3	0	0	0	0	0	0	1	0	0	0	0	0	0	1	4	0	0	.313
Mar 25	at Mizzou	*1b	4	0	1	0	0	0	0	1	0	0	0	0	0	0	0	6	1	0	.310
Mar 26	at Mizzou	*1b	4	0	0	0	0	0	0	1	0	0	0	0	0	0	2	10	0	0	.293
Mar 27	at Mizzou	*1b	5	1	1	0	0	0	0	0	0	0	0	0	0	0	0	7	0	0	.287
Apr 01	MISSISSIPPI STA	*1b	3	1	0	0	0	0	0	2	0	0	0	0	0	0	1	11	1	0	.277
Apr 02	MISSISSIPPI STA	*1b	4	0	0	0	0	0	0	0	0	0	1	0	0	0	1	10	0	0	.264
Apr 03	MISSISSIPPI STA	*1b	6	0	0	0	0	0	0	0	0	0	0	0	0	0	4	9	0	0	.247
Apr 05	CENTRAL ARKAN	*1b	3	4	2	1	0	0	1	0	0	0	2	0	0	0	0	7	1	0	.260
Apr 07	at Florida	*1b	4	1	2	1	0	0	0	0	0	0	1	0	0	0	0	12	0	0	.270
Apr 08	at Florida	*1b	4	0	2	0	0	0	0	0	0	0	0	0	0	0	0	11	1	1	.279
Totals		25gs	104	18	29	12	3	0	3	12	0	0	5	0	0	1	21	198	19	2	.279

On base pct. .380 • Slugging pct. .394

#39 Evan Taylor - 3 games (All games)

Date	Opponent	Pos	AB	R	H	RBI	2B	3B	HR	BB	SB	CS	HBP	SAC	SF	GDP	K	PO	A	E	Avg
Mar 02	OMAHA	p	0	0	0	0	0	0	0	0	0	0	0	0	0	0	0	1	0	0	.000
Mar 25	at Mizzou	p	0	0	0	0	0	0	0	0	0	0	0	0	0	0	0	0	1	0	.000
Mar 29	LITTLE ROCK	p	0	0	0	0	0	0	0	0	0	0	0	0	0	0	0	0	2	0	.000
Totals		0gs	0	0	0	0	0	0	0	0	0	0	0	0	0	0	0	1	3	0	.000

On base pct. .000 • Slugging pct. .000

#39 Evan Taylor - 10 appearances (All games)

Date	Opponent	GS	IP	H	R	ER	BB	SO	2B	3B	HR	WP	BK	HBP	IBB	Score	W-L	Sv	ERA	NP
Feb 19	ILLINOIS STATE		0.1	0	0	0	0	1	0	0	0	0	0	0	0	5-1	0-0	0	0.00	5
Mar 02	OMAHA		2.0	0	0	0	0	2	0	0	0	0	0	0	0	15-3	1-0	0	0.00	23
Mar 05	SOUTHEASTERN-		0.2	0	0	0	0	1	0	0	0	0	0	1	0	11-1	1-0	0	0.00	14
Mar 10	UIC-1		1.1	0	1	1	2	2	0	0	0	0	0	0	0	12-4	1-0	0	2.08	25
Mar 13	UIC		0.2	0	0	0	0	1	0	0	0	0	0	0	0	10-8	1-0	0	1.80	10
Mar 18	KENTUCKY		1.2	0	0	0	0	1	0	0	0	0	0	0	0	6-2	1-0	0	1.35	17
Mar 20	KENTUCKY		1.0	2	1	1	0	1	1	0	1	0	0	0	0	3-1	1-0	0	2.35	17
Mar 25	at Mizzou		1.1	3	1	1	0	2	0	0	0	0	0	1	0	7-5	1-0	0	3.00	31
Mar 29	LITTLE ROCK		2.0	1	0	0	0	2	0	0	0	1	0	0	0	16-8	2-0	0	2.45	23
Apr 03	MISSISSIPPI STA		1.0	1	1	1	0	2	0	0	1	0	0	1	0	3-5	2-0	0	3.00	19
Totals		0	12.0	7	4	4	2	15	1	0	2	1	0	3	0	88-38	2-0	0	3.00	-

#48 Heston Tole - 6 appearances (All games)

Date	Opponent	GS	IP	H	R	ER	BB	SO	2B	3B	HR	WP	BK	HBP	IBB	Score	W-L	Sv	ERA	NP
Feb 19	ILLINOIS STATE		1.1	1	1	1	1	2	0	0	0	0	0	0	0	5-1	0-0	1	6.75	20
Feb 27	vs Stanford		3.0	5	1	0	0	2	0	0	0	0	0	0	0	0-5	0-0	1	2.08	43
Mar 02	OMAHA		1.1	2	1	1	0	2	1	0	0	0	0	0	0	15-3	0-0	1	3.18	31
Mar 10	UIC-2		0.2	2	1	1	0	1	2	0	0	1	0	0	0	5-4	0-0	1	4.26	16
Mar 16	GRAMBLING		2.0	3	0	0	0	4	0	0	0	1	0	0	0	13-3	0-0	1	3.24	34
Apr 05	CENTRAL ARKAN		1.1	2	0	0	1	2	0	0	0	0	0	0	0	21-9	0-0	1	2.79	29
Totals		0	9.2	15	4	3	2	13	3	0	0	2	0	0	0	59-25	0-0	1	2.79	-



III INDIVIDUAL GAME-BY-GAME

#20 Elijah Trest - 1 game (All games)

Date	Opponent	Pos	AB	R	H	RBI	2B	3B	HR	BB	SB	CS	HBP	SAC	SF	GDP	K	PO	A	E	Avg
Apr 05	CENTRAL ARKAN	p	0	0	0	0	0	0	0	0	0	0	0	0	0	0	0	1	0	0	.000
Totals		0gs	0	0	0	0	0	0	0	0	0	0	0	0	0	0	0	1	0	0	.000

On base pct. .000 • Slugging pct. .000

#20 Elijah Trest - 6 appearances (All games)

Date	Opponent	GS	IP	H	R	ER	BB	SO	2B	3B	HR	WP	BK	HBP	IBB	Score	W-L	Sv	ERA	NP
Feb 27	vs Stanford		1.1	1	1	1	1	1	1	0	0	0	0	0	0	0-5	0-0	0	6.75	34
Mar 12	UIC		1.0	0	0	0	0	1	0	0	0	0	0	1	0	10-1	0-0	0	3.86	14
Mar 15	GRAMBLING		1.0	0	0	0	0	2	0	0	0	0	0	0	0	14-1	0-0	0	2.70	10
Mar 26	at Mizzou		0.1	2	2	2	0	0	0	0	0	1	0	0	0	5-7	0-1	0	7.36	15
Apr 02	MISSISSIPPI STA		1.0	0	0	0	0	0	0	0	0	0	0	0	0	12-5	0-1	0	5.79	7
Apr 05	CENTRAL ARKAN		1.0	0	0	0	0	2	0	0	0	0	0	0	0	21-9	0-1	0	4.76	14
Totals		0	5.2	3	3	3	1	6	1	0	0	1	0	1	0	62-28	0-1	0	4.76	-

#12 Michael Turner - 28 games (All games)

Date	Opponent	Pos	AB	R	H	RBI	2B	3B	HR	BB	SB	CS	HBP	SAC	SF	GDP	K	PO	A	E	Avg
Feb 18	ILLINOIS STATE	*c	3	0	0	0	0	0	0	0	0	0	1	0	0	0	2	6	3	0	.000
Feb 19	ILLINOIS STATE	*c	4	0	2	1	1	0	0	0	0	0	0	0	0	0	0	10	0	0	.286
Feb 20	ILLINOIS STATE	*c	1	0	0	0	0	0	0	0	0	0	0	0	0	0	1	3	0	0	.250
Feb 25	vs Indiana	*c	4	0	1	1	0	1	0	0	0	0	0	0	0	0	0	15	1	0	.250
Feb 27	vs Stanford	*c	3	0	1	0	0	0	0	1	0	0	0	0	0	0	1	8	2	0	.267
Feb 27	vs Louisiana	*1b	3	0	1	1	0	0	0	2	0	0	0	0	0	0	1	7	0	0	.278
Mar 02	OMAHA	*c	3	2	3	3	0	0	1	0	0	0	0	0	1	0	0	4	0	0	.381
Mar 04	SOUTHEASTERN	*c	4	0	0	0	0	0	0	0	0	0	0	0	0	0	0	10	3	0	.320
Mar 05	SOUTHEASTERN-	*c	4	1	2	3	1	0	1	0	0	0	0	0	0	0	0	11	0	0	.345
Mar 05	SOUTHEASTERN-	*1b/c	3	3	1	1	0	0	0	2	0	0	0	0	0	0	0	11	1	0	.344
Mar 10	UIC-1	*c	4	1	2	3	0	0	0	0	0	0	0	0	0	0	1	15	2	0	.361
Mar 10	UIC-2	*1b/c	3	0	1	1	0	0	0	2	0	0	0	0	0	1	0	7	4	0	.359
Mar 12	UIC	*c	4	2	4	2	0	0	1	1	0	0	0	0	0	0	0	11	2	0	.419
Mar 13	UIC	*c	4	1	1	1	1	0	0	0	0	0	0	0	1	0	1	10	0	0	.404
Mar 15	GRAMBLING	*dh	4	1	1	3	0	0	1	0	0	0	0	0	1	0	1	0	0	0	.392
Mar 16	GRAMBLING	*1b	4	1	0	0	0	0	0	1	0	0	0	0	0	0	1	7	0	0	.364
Mar 18	KENTUCKY	*c	4	1	1	0	1	0	0	1	0	0	0	0	0	0	2	10	0	0	.356
Mar 19	KENTUCKY	*c	4	3	2	0	1	0	0	1	0	0	0	0	0	0	1	12	0	0	.365
Mar 20	KENTUCKY	*c	2	0	1	0	0	0	0	2	0	0	0	0	0	0	1	10	0	0	.369
Mar 25	at Mizzou	*c	5	1	2	3	1	0	0	0	0	0	0	0	0	0	2	17	1	0	.371
Mar 26	at Mizzou	*c	4	0	0	0	0	0	0	0	0	0	0	0	0	0	0	9	2	0	.351
Mar 27	at Mizzou	*c	5	1	2	1	0	0	0	0	0	0	0	0	0	2	0	10	0	0	.354
Mar 29	LITTLE ROCK	*1b	5	2	3	1	2	0	0	1	0	0	0	0	0	0	1	8	0	0	.369
Apr 01	MISSISSIPPI STA	*c	4	1	1	2	0	0	0	0	0	0	0	0	1	0	0	8	0	0	.364
Apr 02	MISSISSIPPI STA	*c	4	0	0	0	0	0	0	1	0	0	0	0	0	0	0	9	0	0	.348
Apr 03	MISSISSIPPI STA	*c	6	0	1	0	0	0	0	0	0	0	0	0	0	0	3	15	0	0	.337
Apr 07	at Florida	*c	5	1	3	2	1	0	0	0	0	0	0	0	0	1	1	7	3	0	.350
Apr 08	at Florida	*c	3	0	1	0	0	0	0	1	0	0	0	0	0	0	0	3	1	0	.349
Totals		27gs	106	22	37	29	9	1	4	16	0	0	1	0	4	4	20	253	25	0	.349

On base pct. .425 • Slugging pct. .566

#25 Brady Tygart - 1 game (All games)

Date	Opponent	Pos	AB	R	H	RBI	2B	3B	HR	BB	SB	CS	HBP	SAC	SF	GDP	K	PO	A	E	Avg
Apr 03	MISSISSIPPI STA	p	0	0	0	0	0	0	0	0	0	0	0	0	0	0	0	0	1	0	.000
Totals		0gs	0	0	0	0	0	0	0	0	0	0	0	0	0	0	0	0	1	0	.000

On base pct. .000 • Slugging pct. .000

#25 Brady Tygart - 8 appearances (All games)

Date	Opponent	GS	IP	H	R	ER	BB	SO	2B	3B	HR	WP	BK	HBP	IBB	Score	W-L	Sv	ERA	NP
Mar 02	OMAHA		1.0	2	0	0	0	2	0	0	0	0	0	0	0	15-3	0-0	0	0.00	16
Mar 05	SOUTHEASTERN-		1.0	1	0	0	0	1	0	0	0	0	0	0	0	4-2	0-0	1	0.00	8
Mar 10	UIC-2		1.1	0	0	0	1	2	0	0	0	0	0	1	0	5-4	1-0	1	0.00	24
Mar 13	UIC		2.1	4	2	2	1	2	0	0	0	0	0	0	0	10-8	1-0	1	3.18	36
Mar 20	KENTUCKY		2.0	1	0	0	0	1	0	0	0	0	0	1	0	3-1	1-0	2	2.35	31
Mar 25	at Mizzou		2.0	2	0	0	0	5	0	0	0	0	0	0	0	7-5	1-0	3	1.86	37
Mar 27	at Mizzou		1.2	0	0	0	0	2	0	0	0	0	0	1	0	6-4	1-0	4	1.59	23
Apr 03	MISSISSIPPI STA		3.2	1	0	0	1	7	0	0	0	0	0	1	0	3-5	1-0	4	1.20	59
Totals		0	15.0	11	2	2	3	22	0	0	0	0	0	4	0	53-32	1-0	4	1.20	-

#9 Drake Varnado - 10 games (All games)

Date	Opponent	Pos	AB	R	H	RBI	2B	3B	HR	BB	SB	CS	HBP	SAC	SF	GDP	K	PO	A	E	Avg
Feb 19	ILLINOIS STATE	pr	0	1	0	0	0	0	0	0	0	0	0	0	0	0	0	0	0	0	.000
Feb 27	vs Stanford	pr	0	0	0	0	0	0	0	0	0	0	0	0	0	0	0	0	0	0	.000
Mar 02	OMAHA	ph/2	2	0	0	0	0	0	0	0	0	0	0	0	0	0	2	0	1	0	.000
Mar 12	UIC	pr/2b	0	0	0	0	0	0	0	0	0	0	0	0	0	0	0	0	0	0	.000
Mar 13	UIC	pr/of	0	1	0	0	0	0	0	0	0	0	0	0	0	0	0	0	0	0	.000
Mar 16	GRAMBLING	*of	4	1	2	1	1	0	0	1	1	0	0	0	0	0	1	0	0	0	.333
Mar 29	LITTLE ROCK	*of	2	1	1	2	0	0	0	1	0	0	1	0	1	0	0	1	0	0	.375
Apr 03	MISSISSIPPI STA	pr	0	0	0	0	0	0	0	0	0	0	0	0	0	0	0	0	0	0	.375
Apr 05	CENTRAL ARKAN	of	2	0	0	0	0	0	0	0	0	0	0	0	0	0	0	0	0	0	.300
Apr 07	at Florida	pr/dh	1	0	0	0	0	0	0	0	0	0	0	0	0	0	1	0	0	0	.273
Totals		2gs	11	4	3	3	1	0	0	2	1	0	1	0	1	0	4	1	1	0	.273

On base pct. .400 • Slugging pct. .364

#88 Zebulon Vermillion - 1 game (All games)

Date	Opponent	Pos	AB	R	H	RBI	2B	3B	HR	BB	SB	CS	HBP	SAC	SF	GDP	K	PO	A	E	Avg
Mar 19	KENTUCKY	p	0	0	0	0	0	0	0	0	0	0	0	0	0	0	0	1	0	0	.000
Totals		0gs	0	0	0	0	0	0	0	0	0	0	0	0	0	0	0	1	0	0	.000

On base pct. .000 • Slugging pct. .000

#88 Zebulon Vermillion - 11 appearances (All games)

Date	Opponent	GS	IP	H	R	ER	BB	SO	2B	3B	HR	WP	BK	HBP	IBB	Score	W-L	Sv	ERA	NP
Feb 18	ILLINOIS STATE		1.0	0	0	0	2	1	0	0	0	0	0	0	0	2-3	0-0	0	0.00	22
Feb 27	vs Louisiana		1.0	0	0	0	1	2	0	0	0	0	0	0	0	6-4	1-0	0	0.00	16
Mar 05	SOUTHEASTERN-		1.0	0	0	0	1	1	0	0	0	0	0	0	0	4-2	1-0	0	0.00	13
Mar 12	UIC		2.0	0	0	0	1	3	0	0	0	0	0	1	0	10-1	1-0	0	0.00	37
Mar 15	GRAMBLING		1.0	0	0	0	0	1	0	0	0	0	0	0	0	14-1	1-0	0	0.00	14
Mar 19	KENTUCKY		3.0	0	0	0	1	5	0	0	0	0	0	0	0	9-3	1-0	1	0.00	44
Mar 25	at Mizzou		0.2	3	1	1	0	1	0	0	0	0	0	0	0	7-5	2-0	1	0.93	15
Mar 29	LITTLE ROCK		1.0	2	1	1	0	3	2	0	0	0	0	0	0	16-8	2-0	1	1.69	25
Apr 01	MISSISSIPPI STA		1.0	0	0	0	0	1	0	0	0	0	0	0	0	8-1	2-0	1	1.54	14
Apr 03	MISSISSIPPI STA		1.0	1	0	0	0	0	0	0	0	0	0	0	0	3-5	2-0	1	1.42	7
Apr 07	at Florida		2.0	2	1	1	1	2	1	0	0	0	1	0	0	8-1	2-0	2	1.84	37
Totals		0	14.2	8	3	3	7	20	3	0	0	0	1	1	0	87-34	2-0	2	1.84	-

#7 Cayden Wallace - 29 games (All games)

Date	Opponent	Pos	AB	R	H	RBI	2B	3B	HR	BB	SB	CS	HBP	SAC	SF	GDP	K	PO	A	E	Avg
Feb 18	ILLINOIS STATE	*3b	4	0	0	0	0	0	0	0	0	0	0	0	0	0	1	1	3	0	.000
Feb 19	ILLINOIS STATE	*3b	4	1	2	1	1	0	0	0	0	0	0	0	0	0	0	0	2	0	.250
Feb 20	ILLINOIS STATE	*3b	4	0	1	0	0	1	0	1	0	0	0	0	0	0	0	1	2	0	.250
Feb 25	vs Indiana	*3b	4	2	4	1	2	0	0	1	1	0	0	0	0	0	0	0	1	1	.438
Feb 27	vs Stanford	*3b	4	0	0	0	0	0	0	0	0	0	0	0	0	0	1	1	2	2	.357
Feb 27	vs Louisiana	*3b	4	0	1	0	0	0	0	1	1	0	0	0	0	0	1	0	1	0	.333
Mar 02	OMAHA	*3b	5	3	1	1	0	0	0	1	0	0	0	0	0	0	1	0	1	0	.310
Mar 04	SOUTHEASTERN	*3b	3	0	1	2	0	0	0	0	0	0	0	0	1	0	0	0	4	0	.312
Mar 05	SOUTHEASTERN-	*3b	1	1	0	0	0	0	0	2	0	1	1	0	0	0	0	0	2	0	.303
Mar 05	SOUTHEASTERN-	*3b	5	2	3	0	0	0	0	0	0	0	0	0	0	0	1	0	1	0	.342
Mar 10	UIC-1	*3b	5	3	3	3	0	0	1	0	1	0	0	0	0	0	1	0	0	0	.372
Mar 10	UIC-2	*3b	4	0	1	0	0	0	0	1	0	0	0	0	0	0	0	0	2	0	.362
Mar 12	UIC	*3b	5	2	1	4	0	0	1	0	1	0	0	0	0	0	0	1	0	0	.346
Mar 13	UIC	*3b	4	1	1	6	0	0	1	0	0	0	0	0	1	0	0	0	2	0	.339
Mar 15	GRAMBLING	*3b	2	2	0	1	0	0	0	2	0	0	0	0	1	0	0	0	0	0	.328
Mar 16	GRAMBLING	*3b	2	3	1	1	0	0	0	3	1	0	0	0	1	0	1	0	1	0	.333
Mar 18	KENTUCKY	*3b	5	1	0	0	0	0	0	0	0	0	0	0	0	0	3	1	1	0	.308
Mar 19	KENTUCKY	*3b	5	1	1	0	0	0	0	0	0	0	0	0	0	0	1	1	1	0	.300
Mar 20	KENTUCKY	*3b	4	0	0	0	0	0	0	0	0	0	0	0	0	0	2	0	0	0	.284
Mar 25	at Mizzou	*3b	5	2	3	0	0	0	0	0	0	0	0	0	0	0	1	0	1	1	.304
Mar 26	at Mizzou	*3b	3	1	1	3	1	0	0	2	0	0	0	0	0	0	1	0	3	0	.305
Mar 27	at Mizzou	*3b	4	1	1	0	0	0	0	1	0	0	0	0	0	0	1	0	4	0	.302
Mar 29	LITTLE ROCK	*3b	6	2	2	1	0	0	1	0	0	0	0	0	0	0	1	1	1	0	.304
Apr 01	MISSISSIPPI STA	*3b	5	2	2	0	1	0	0	0	1	0	0	0	0	0	0	0	2	0	.309
Apr 02	MISSISSIPPI STA	*3b	5	0	2	4	1	0	0	0	0	0	0	0	0	0	1	0	2	1	.314
Apr 03	MISSISSIPPI STA	*3b	3	0	1	0	0	0	0	3	0	0	0	0	0	0	1	1	4	0	.314
Apr 05	CENTRAL ARKAN	*3b	3	3	1	1	0	0	0	2	2	0	1	0	0	0	0	0	3	0	.315
Apr 07	at Florida	*3b	4	2	2	2	0	0	1	0	1	0	1	0	0	0	0	1	1	0	.321
Apr 08	at Florida	*3b	5	0	2	0	0	0	0	0	0	0	0	0	0	0	1	0	1	0	.325
Totals		29gs	117	35	38	31	6	1	5	20	9	1	3	0	4	0	20	9	48	5	.322

On base pct. .424 • Slugging pct. .521

#24 Braydon Webb - 25 games (All games)

Date	Opponent	Pos	AB	R	H	RBI	2B	3B	HR	BB	SB	CS	HBP	SAC	SF	GDP	K	PO	A	E	Avg
Feb 19	ILLINOIS STATE	*of	3	1	0	0	0	0	0	1	0	0	0	0	0	0	2	1	0	0	.000
Feb 20	ILLINOIS STATE	*of	3	0	0	0	0	0	0	1	0	0	0	0	0	1	2	1	0	0	.000
Feb 27	vs Stanford	*of	2	0	0	0	0	0	0	2	0	0	0	0	0	0	1	0	0	0	.000
Feb 27	vs Louisiana	pr/of	1	1	0	0	0	0	0	0	0	0	0	0	0	0	0	0	0	0	.000
Mar 02	OMAHA	*of	5	0	0	0	0	0	0	0	0	0	1	0	0	0	2	3	0	0	.000
Mar 05	SOUTHEASTERN-	of	0	0	0	0	0	0	0	0	0	0	0	0	0	0	0	0	0	0	.000
Mar 05	SOUTHEASTERN-	of	0	0	0	0	0	0	0	1	0	0	0	0	0	0	0	0	0	0	.000
Mar 10	UIC-1	*of	4	0	0	0	0	0	0	0	0	0	0	0	0	0	1	1	0	0	.000
Mar 10	UIC-2	of	0	0	0	0	0	0	0	0	0	0	0	0	0	0	0	0	0	0	.000
Mar 13	UIC	*of	2	2	0	0	0	0	0	1	0	0	0	0	0	0	0	2	0	0	.000
Mar 15	GRAMBLING	*of	4	2	1	4	0	0	1	1	0	0	0	0	0	0	2	1	0	0	.042
Mar 16	GRAMBLING	*of	4	1	2	1	0	0	0	2	0	0	0	0	0	0	0	3	0	0	.107
Mar 18	KENTUCKY	*of	4	1	1	0	0	0	0	0	1	0	0	0	0	0	2	1	0	0	.125
Mar 19	KENTUCKY	*of	4	1	1	1	0	0	1	0	0	0	0	0	0	0	1	3	0	0	.139
Mar 20	KENTUCKY	*of	4	1	2	2	0	0	1	0	0	0	0	0	0	0	0	3	0	0	.175
Mar 25	at Mizzou	*of	4	2	2	2	0	0	1	0	0	0	0	0	0	0	1	0	0	0	.205
Mar 26	at Mizzou	*of	3	1	0	0	0	0	0	0	0	0	1	0	0	0	2	2	0	0	.191
Mar 27	at Mizzou	*of	2	0	1	2	1	0	0	1	0	0	0	1	0	0	1	3	0	0	.204
Mar 29	LITTLE ROCK	*of	5	3	3	2	0	0	1	1	2	0	0	0	0	0	1	1	0	1	.241
Apr 01	MISSISSIPPI STA	*of	1	1	0	0	0	0	0	4	1	0	0	0	0	0	1	2	0	0	.236
Apr 02	MISSISSIPPI STA	*of	3	1	0	0	0	0	0	1	1	0	0	1	0	1	0	3	0	0	.224
Apr 03	MISSISSIPPI STA	*of	3	1	2	1	0	0	1	1	0	0	0	1	0	0	1	4	0	0	.246
Apr 05	CENTRAL ARKAN	*of	3	3	2	4	0	0	1	1	0	0	0	0	0	0	1	0	0	0	.266
Apr 07	at Florida	*of	5	1	2	1	0	0	1	0	1	0	0	0	0	0	3	1	0	0	.275
Apr 08	at Florida	*of	4	1	1	0	0	0	0	0	0	0	0	0	0	1	1	4	0	0	.274
Totals		21qs	73	24	20	20	1	0	8	18	6	0	3	2	0	3	25	39	0	1	.274

On base pct. .436 • Slugging pct. .616

#22 Jaxon Wiggins - 4 games (All games)

Date	Opponent	Pos	AB	R	H	RBI	2B	3B	HR	BB	SB	CS	HBP	SAC	SF	GDP	K	PO	A	E	Avg
Feb 27	vs Louisiana	*p	0	0	0	0	0	0	0	0	0	0	0	0	0	0	0	0	2	0	.000
Mar 05	SOUTHEASTERN-	*p	0	0	0	0	0	0	0	0	0	0	0	0	0	0	0	0	1	0	.000
Mar 13	UIC	*p	0	0	0	0	0	0	0	0	0	0	0	0	0	0	0	0	1	0	.000
Mar 27	at Mizzou	*p	0	0	0	0	0	0	0	0	0	0	0	0	0	0	0	0	1	0	.000
Totals		4gs	0	0	0	0	0	0	0	0	0	0	0	0	0	0	0	0	5	0	.000

On base pct. .000 • Slugging pct. .000

#22 Jaxon Wiggins - 7 appearances (All games)

Date	Opponent	GS	IP	H	R	ER	BB	SO	2B	3B	HR	WP	BK	HBP	IBB	Score	W-L	Sv	ERA	NP
Feb 20	ILLINOIS STATE	*	5.0	5	1	1	2	5	2	0	0	1	1	0	0	4-2	1-0	0	1.80	77
Feb 27	vs Louisiana	*	6.0	3	3	3	2	4	1	0	0	1	0	1	0	6-4	1-0	0	3.27	91
Mar 05	SOUTHEASTERN-	*	6.1	2	1	1	4	7	0	0	1	1	0	0	0	11-1	2-0	0	2.60	96
Mar 13	UIC	*	3.1	1	5	5	4	5	0	0	0	2	0	2	0	10-8	2-0	0	4.35	67
Mar 20	KENTUCKY	*	6.0	4	0	0	4	8	1	0	0	1	0	0	0	3-1	3-0	0	3.38	96
Mar 27	at Mizzou	*	7.1	4	4	4	3	8	1	0	1	0	0	2	0	6-4	4-0	0	3.71	109
Apr 03	MISSISSIPPI STA	*	5.0	4	2	2	1	5	0	0	2	0	0	1	0	3-5	4-0	0	3.69	80
Totals		7	39.0	23	16	16	20	42	5	0	4	6	1	6	0	43-25	4-0	0	3.69	-



2022 SCHEDULE / RESULTS

	Opponent	Score	Winning Pitcher	Losing Pitcher	Save	Attendance	Time
FEB.							
18	Illinois State	L, 3-2	Hart (1-0)	Ramage (0-1)	Kubiatowicz (1)	10,116	3:00
19	Illinois State	W, 5-1	Smith (1-0)	Sinisko (0-1)	Tole (1)	10,906	2:48
20	Illinois State	W, 4-2	Wiggins (1-0)	Salata (0-1)	Ramage (1)	10,434	3:00
25	vs. Indiana ^	W, 5-2	Noland (1-0)	Modugno (0-2)	Ramage (2)	1,973	3:02
27	vs. #6 Stanford ^	L, 5-0	Mathews (1-1)	Smith (1-1)		3,453	3:32
27	vs. Louisiana ^	W, 6-4	Vermillion (1-0)	Theut (1-1)	Ramage (3)	2,037	3:29

MARCH

2	Omaha	W, 15-3	Taylor (1-0)	Gordon (0-1)		10,326	4:02
4	Southeastern	L, 7-3	Kinzler (2-0)	Noland (1-1)	Trahan (2)	9,273	3:12
5	Southeastern [DH-1]	W, 4-2	Smith (2-1)	Harrington (0-2)	Tygart (1)	10,321	2:33
5	Southeastern [DH-2]	W, 11-1 (8)	Wiggins (2-0)	O'Toole (0-2)		10,444	2:41
10	UIC [DH-1]	W, 12-4	Noland (2-1)	Peterson (1-2)		10,420	2:55
10	UIC [DH-2]	W, 5-4	Tygart (1-0)	Shears (1-1)		10,599	3:17
12	UIC	W, 10-1	Smith (3-1)	Lopez (1-1)		10,221	3:06
13	UIC	W, 10-8	Adamiak (1-0)	Shears (1-2)		10,101	3:29
15	Grambling	W, 14-1 (8)	Adamiak (2-0)	Reguero (1-1)		9,381	2:55
16	Grambling	W, 13-3 (8)	Morris (1-0)	Boudreaux (0-2)		9,496	3:28
18	Kentucky *	W, 6-2	Noland (3-1)	Stupp (2-1)		9,993	3:12
19	Kentucky *	W, 9-3	Smith (4-1)	Cottom (1-1)	Vermillion (1)	10,300	2:48
20	Kentucky *	W, 3-1	Wiggins (3-0)	Bosma (2-1)	Tygart (2)	10,317	2:53
23	vs. Omaha &	Canceled					
25	at Missouri *	W, 7-5	Vermillion (2-0)	Landry (1-2)	Tygart (3)	852	3:47
26	at Missouri *	L, 7-5	Lohse (1-1)	Trest (0-1)		907	3:18
27	at Missouri *	W, 6-4	Wiggins (4-0)	Wall (0-2)	Tygart (4)	1,127	2:58
29	Little Rock	W, 16-8	Taylor (2-0)	Davis (0-3)		9,502	3:52
30	Little Rock	Canceled					

APRIL

1	Mississippi State *	W, 8-1	Noland (4-1)	Johnson (2-2)		11,548	2:48
2	Mississippi State *	W, 12-5	Smith (5-1)	Stinnett (3-1)		11,522	2:43
3	Mississippi State *	L, 5-3 (12)	Fristoe (3-2)	Ramage (0-2)		11,415	3:56
5	UCA	W, 21-9	Morris (2-0)	Fenton (0-2)		9,614	4:02
7	at Florida *	W, 8-1	Noland (5-1)	Barco (5-2)	Vermillion (2)	4,643	2:59
8	at Florida *	L, 7-2	Sproat (4-3)	Smith (5-2)	Purnell (3)	5,795	2:40
9	at Florida *						
12	UAPB						
13	UAPB						
14	LSU *						
15	LSU *						
16	LSU *						
19	Arkansas State						
20	Arkansas State						
22	at Texas A&M *						
23	at Texas A&M *						
24	at Texas A&M *						
26	vs. UCA %						
29	Ole Miss *						
30	Ole Miss *						

MAY

1	Ole Miss *						
3	Missouri State						
6	at Auburn *						
7	at Auburn *						
8	at Auburn *						
13	Vanderbilt *						
14	Vanderbilt *						
15	Vanderbilt *						
19	at Alabama *						
20	at Alabama *						
21	at Alabama *						

* SEC opponent

^ Karbach Round Rock Classic (Dell Diamond in Round Rock, Texas)

& Game played at Kauffman Stadium in Kansas City, Mo.

% Game played at Dickey-Stephens Stadium in North Little Rock, Ark.