



ARKANSAS BASEBALL

ArkansasRazorbacks.com ||| @RazorbackBSB ||| Communications Contact: Oliver Grigg (ogrigg@uark.edu)

2022 SCHEDULE & RESULTS

FEBRUARY

| | | | |
|----|-------------------|-------------|--------|
| 18 | ILLINOIS STATE | SECN+ | L, 3-2 |
| 19 | ILLINOIS STATE | SECN+ | W, 5-1 |
| 20 | ILLINOIS STATE | SECN+ | W, 4-2 |
| 25 | vs. Indiana ^ | FloBaseball | W, 5-2 |
| 27 | vs. #6 Stanford ^ | FloBaseball | L, 5-0 |
| 27 | vs. Louisiana ^ | FloBaseball | W, 6-4 |

MARCH

| | | | |
|----|---------------------|---------|-------------|
| 2 | OMAHA | SECN+ | W, 15-3 |
| 4 | SOUTHEASTERN | SECN+ | L, 7-3 |
| 5 | SOUTHEASTERN [DH-1] | SECN+ | W, 4-2 |
| 5 | SOUTHEASTERN [DH-2] | SECN+ | W, 11-1 (8) |
| 10 | UIC [DH-1] | SECN+ | W, 12-4 |
| 10 | UIC [DH-2] | SECN+ | W, 5-4 |
| 12 | UIC | SECN+ | W, 10-1 |
| 13 | UIC | SECN+ | W, 10-8 |
| 15 | GRAMBLING | SECN+ | W, 14-1 (8) |
| 16 | GRAMBLING | SECN+ | W, 13-3 (8) |
| 18 | KENTUCKY * | SECN+ | W, 6-2 |
| 19 | KENTUCKY * | SECN+ | W, 9-3 |
| 20 | KENTUCKY * | SECN+ | W, 3-1 |
| 23 | vs. Omaha & | YurView | Canceled |
| 25 | at Missouri * | SECN+ | W, 7-5 |
| 26 | at Missouri * | SECN | L, 7-5 |
| 27 | at Missouri * | SECN+ | W, 6-4 |
| 29 | LITTLE ROCK | SECN+ | W, 16-8 |
| 30 | LITTLE ROCK | SECN+ | Canceled |

APRIL

| | | | |
|----|---------------------|-------|-------------|
| 1 | MISSISSIPPI STATE * | SECN | W, 8-1 |
| 2 | MISSISSIPPI STATE * | SECN+ | W, 12-5 |
| 3 | MISSISSIPPI STATE * | SECN+ | L, 5-3 (12) |
| 5 | UCA | SECN+ | W, 21-9 |
| 7 | at Florida * | SECN | W, 8-1 |
| 8 | at Florida * | SECN+ | L, 7-2 |
| 9 | at Florida * | SECN+ | L, 9-7 |
| 12 | UAPB [DH-1] | SECN+ | W, 15-0 (7) |
| 12 | UAPB [DH-2] | SECN+ | W, 6-0 (7) |
| 14 | #15 LSU * | SECN+ | W, 5-4 |
| 15 | #15 LSU * | SECN | W, 4-0 |
| 16 | #15 LSU * | SECN+ | W, 6-2 |
| 19 | ARKANSAS STATE | SECN+ | W, 10-1 |
| 20 | ARKANSAS STATE | SECN+ | 4 p.m. |
| 22 | at Texas A&M * | SECN | 7:30 p.m. |
| 23 | at Texas A&M * | SECN+ | 2 p.m. |
| 24 | at Texas A&M * | SECN+ | 1 p.m. |
| 26 | UCA % | | 6 p.m. |
| 29 | OLE MISS * | SECN+ | 6:30 p.m. |
| 30 | OLE MISS * | ESPN2 | 7 p.m. |

MAY

| | | | |
|----|----------------|-------|-----------|
| 1 | OLE MISS * | ESPN | Noon |
| 3 | MISSOURI STATE | SECN+ | 6:30 p.m. |
| 6 | at Auburn * | SECN+ | 6 p.m. |
| 7 | at Auburn * | SECN | 4:30 p.m. |
| 8 | at Auburn * | SECN+ | 1 p.m. |
| 13 | VANDERBILT * | SECN+ | 6:30 p.m. |
| 14 | VANDERBILT * | SECN+ | 6:30 p.m. |
| 15 | VANDERBILT * | SECN+ | 2 p.m. |
| 19 | at Alabama * | SECN+ | 6 p.m. |
| 20 | at Alabama * | SECN+ | 6 p.m. |
| 21 | at Alabama * | SECN+ | 1 p.m. |

All times Central; Home game in BOLD

* - SEC opponent

^ - Karbach Round Rock Classic (Dell Diamond in Round Rock, Texas)
& - Game played at Kauffman Stadium in Kansas City, Mo.

% - Game played at Dickey-Stephens Park in North Little Rock, Ark.

GAME 37 ||| ARKANSAS STATE vs. #4 ARKANSAS ||| APRIL 20

BAUM-WALKER STADIUM (FAYETTEVILLE, ARK.)



7-25
2-12 Sun Belt

ARKANSAS STATE RED WOLVES

In the Polls.....NR (BA) | NR (CB) | NR (D1Baseball)
.....NR (NCBWA) | NR (PG) | NR (USA Today)

Head Coach.....Tommy Raffo

Career Record.....337-381-1 (14th season)

Record at Arkansas State.....Same



29-7
11-4 SEC

ARKANSAS RAZORBACKS

In the Polls.....4 (BA) | 2 (CB) | 4 (D1Baseball)
.....3 (NCBWA) | 4 (PG) | 3 (USA Today)

Head Coach.....Dave Van Horn

Career Record.....1,364-649 (34th season)

Record at Arkansas.....779-409 (20th season)

ON THE BUMP

Arkansas State LHP Jakob Frederick (0-1, 6.98 ERA)

VS.

Arkansas RHP Will McEntire (1-0, 0.00 ERA)

LEADING OFF

MIDWEEK SERIES FINALE

- After extending its midweek winning streak to 16 consecutive games, No. 4 Arkansas goes for one more this afternoon against Arkansas State.
- First pitch in the midweek series finale at Baum-Walker Stadium is 4 p.m. Wednesday, April 20, on SEC Network+ with Brett Dolan (play-by-play) and Troy Eklund (analyst) on the call.

THE STREAKS ARE TALKING

- Arkansas' 16 consecutive midweek wins include all eight of its midweek contests this season.
- The Razorbacks have also won their last 12 games against in-state opponents, a streak that dates to the 2019 season.

LOOKOUT WEEKEND 'CAUSE HERE I COME

- Following the two-game midweek set against A-State, the Hogs head to College Station, Texas, for an SEC weekend series at Texas A&M.
- Arkansas, 11-4 in SEC play, maintains a three-game lead in the Western Division.
- The Hogs are 9-3 in their last 11 SEC road series and have won the opening game of its last nine SEC road series.
- Arkansas has won 14 of its last 15 SEC series as well as six of its last seven conference road series.

HOMEFIELD HOGS

- Arkansas is 24-3 in home games, reaching the 20-win mark in a season at Baum-Walker Stadium for the 20th time in 25 full seasons at the ballpark.
- The Hogs only played nine and 14 games at home in 1996 and 2020, respectively.

NATIONALLY SPEAKING

- The Razorbacks are ranked second nationally and first in the SEC in fielding percentage (.985), committing only 19 errors in 36 games this season.

SOOIEVILLE SLUGGERS

- Arkansas has belted 55 home runs through 36 games this year.
- The Hogs hit a nation-leading 109 home runs in 63 games last year, setting a single-season program record.
- OF Braydon Webb has slugged a team-leading nine homers to pace the Razorbacks this season.

SLAMZILLI

- OF Chris Lanzilli's 47 career homers rank seventh most among all active DI college baseball players.
- Lanzilli is three home runs shy of becoming one of four active DI college baseball players with 50 or more home runs in their career.



Junior infielder **Robert Moore** is a consensus preseason All-American entering the 2022 campaign and one of the top college prospects ahead of the 2022 MLB Draft.

MOORE OF THE SAME

- INF Robert Moore, one of the best college baseball players in the country last year, is expected to do more of the same in 2022.
- Moore slashed .283/.384/.558 with a team-leading 16 home runs and 53 RBI in 2021, his first full season with the Razorbacks.
- The Leawood, Kan., native established himself as one of college baseball's premier middle infielders, earning All-SEC, Newcomer All-SEC and SEC All-Defensive praise after the year.
- Moore became the first Razorback in program history to earn Freshman All-America status in multiple seasons, landing on Baseball America's Freshman All-America Team in 2021 after he was named to Collegiate Baseball's Freshman All-America Team in 2020.
- The switch-hitting infielder enters 2022 as a consensus preseason All-American as well as a watch list honoree for the Golden Spikes Award, mostly recently won by Arkansas RHP Kevin Kopps.
- MLB scouts and talent evaluators will have their eyes on Moore all season long. Baseball America ranks him as the No. 8 overall college prospect for the 2022 MLB Draft as well as the second-best second baseman among all college prospects.
- D1Baseball ranks Moore as the No. 10 college prospect and the second-best collegiate second baseman ahead of the 2022 draft.

NEW NUMBER, SAME JB

- One of the nation's top shortstops a year ago, INF Jalen Battles opted to not sign during the 2021 MLB Draft and return to Arkansas.
- Battles, a native of San Antonio, Texas, slashed .269/.371/.407 with six homers and 43 RBI in 2021, his first season at Arkansas after transferring from McLennan Community College in Waco, Texas.
- He hit .538 with seven base knocks, including a double and a homer, five RBI and five runs scored in the 2021 SEC Tournament to earn MVP honors and help Arkansas win its first SEC Tournament title.
- The slick-handed infielder, who wore No. 4 in 2021, now sports the highly sought-after No. 2, which previously belonged to Arkansas head baseball coach Dave Van Horn.
- Van Horn wore the number as a player at Arkansas in 1982 and had donned it since his first season at the helm of his alma mater in 2003. The Razorback skipper, however, struck a deal with Battles that allowed him to don the number if he returned to Arkansas for his senior year in 2022.

TURNER TIME

- C/INF Michael Turner, one of two graduate transfers to join the Hogs this offseason, is in his first year at Arkansas after spending the initial four seasons of his collegiate career at Kent State (2018-21).
- The Warren, Ohio, native earned All-MAC honors in 2019 after hitting .369/.448/.539 with four homers and 42 RBI while posting a .982 fielding percentage and throwing out 12 attempted base stealers.
- Over his four seasons at Kent State, Turner slashed .322/.413/.481 with 11 homers and 88 RBI in 118 games with 107 starts.

LANZO

- Like Turner, OF Chris Lanzilli is in his first year at Arkansas after joining the program as a graduate transfer from Wake Forest, where he spent the first four seasons of his career (2018-21).
- The Stoneham, Mass., native appeared in 170 games with 166 starts while at Wake Forest, finishing his career there with a .298 batting average and 195 hits, 147 RBI, 42 home runs, 46 doubles and 76 walks.
- Lanzilli's 47 career homers are tied for the sixth-most home runs among all active Division I college baseball players.

THE LOUISIANIMAL

- INF Peyton Stovall is one of the Razorbacks' highly touted newcomers garnering a ton of preseason hype.
- The Houghton, La., native was a projected first-round pick in the 2021 MLB Draft before he withdrew his name in order to attend Arkansas.
- Stovall was picked as the Preseason SEC Freshman of the Year by both D1Baseball and Baseball America.

CAPTAIN CAYDEN

- Voted a team captain as a sophomore by his teammates, INF/OF Cayden Wallace's value to Arkansas cannot be overstated.
- The Greenbrier, Ark., native burst onto the scene as a true freshman in 2021, becoming the 24th Razorback in program history to earn Freshman All-America status after slashing .279/.369/.500 with 14 homers and 44 RBI on the year.
- The young slugger's 14 homers matched OF Heston Kjerstad's mark (14) for the Arkansas freshman record for home runs in a season as he helped the Razorbacks hit a school-record 109 home runs in 2021.
- Wallace enters 2022 as a preseason All-SEC Second Team honoree at third as well as a watch list honoree for the Golden Spikes Award.



Infielder **Cayden Wallace**, a draft-eligible sophomore, slashed .279/.369/.500 with 14 homers and 44 RBI as a true freshman during the 2021 season.



Senior pitcher **Connor Noland**, a former quarterback for the Arkansas football team, has shown he has what it takes to be the Razorbacks' Friday night starter.

QB1 = SP1

- SP Connor Noland has displayed ace-like qualities through his nine starts on the mound this season.
- The Hogs' Friday night starter owns a 5-1 record with a team-leading 2.82 ERA in 54.1 innings, striking out 67 batters to just 11 walks.
- Noland has logged a team-best six quality starts on the year, including in back-to-back seven-strikeout performances on the road at Florida (April 7) and at home against #15 LSU (April 14).
- In 2019, Noland was named a Freshman All-American by Perfect Game and earned a spot on the SEC All-Freshman Team after making 19 starts and going 3-5 with a 4.02 ERA in 78.1 innings of work.
- Noland, a native of Greenwood, Ark., began his career at Arkansas as a quarterback on the Razorback football team. He played in four games with one start as a true freshman during the 2018 season, completing 21-of-42 passes for 255 yards and a touchdown.

THE YOUNG ONE

- SP Hagen Smith, Arkansas' youngest player as an 18-year-old true freshman, joins the Razorbacks' starting rotation this season.
- The heralded left-hander posted jaw-dropping numbers as a senior at Bullard High School in Bullard, Texas, going 11-0 with a 0.19 ERA and 168 strikeouts in 73.0 innings during his senior year. He walked 26 while allowing only seven hits and two runs all season.
- Smith tied a state record with seven no-hitters as he was named an All-American by both Baseball America and Perfect Game.

GETTING WIGGY WITH IT

- SP Jaxon Wiggins slides into the Razorbacks' rotation this season after emerging as a valuable arm as a true freshman in 2021.
- The Roland, Okla., native made 17 appearances, including four starts, last season, posting a 3-1 record with a 5.09 ERA and 28 strikeouts in 23.0 innings pitched.
- His four saves were second most on the Razorbacks behind only RHP Kevin Kopps (11), the 2021 Golden Spikes Award winner.
- Wiggins has quickly established himself as one of the hardest throwers in all of college baseball. According to D1Baseball, the right-hander has thrown the fourth-hardest pitch (97) this season.
- The right-hander is currently ranked No. 6 on D1Baseball's list of the top-100 college prospects for the 2023 MLB Draft.

FUTURE PROHOGS?

- Five Razorbacks are included in D1Baseball's midseason list of the top-150 prospects for the 2022 MLB Draft.

| D1 Rank | Player | Position |
|---------|-----------------|----------|
| 17 | Cayden Wallace | 3B/OF |
| 22 | Peyton Pallette | RHP |
| 33 | Robert Moore | INF |
| 94 | Jalen Battles | SS |
| 108 | Connor Noland | RHP |

- Three Arkansas standouts are included in the top 50 of Baseball America's list of the top-200 prospects for the 2022 MLB Draft.

| BA Rank | Player | Position |
|---------|-----------------|----------|
| 19 | Robert Moore | INF |
| 35 | Peyton Pallette | RHP |
| 46 | Cayden Wallace | 3B/OF |

O CAPTAIN! MY CAPTAIN!

- Arkansas' three team captains, as voted on by their teammates, are OF Zack Gregory, RHP Zebulon Vermillion and INF/OF Cayden Wallace.

J.B. & JOHNELLE HUNT FAMILY BASEBALL DEVELOPMENT CENTER

- The J.B. & Johnelle Hunt Family Baseball Development Center is a 49,000-square foot baseball performance facility, providing student-athletes with an expanded locker room, team meeting room, strength & conditioning center, training room, nutrition center, pitching development center and an in-venue batting tunnel.
- The one-of-a-kind facility sits in the right-field corner of Baum-Walker Stadium, connecting with the west concourse and providing new premium seating areas for games. It also includes a tunnel to connect the facility to the first-base dugout.
- The Norm DeBriyn Champions Lobby features historical displays and interactive content showcasing the history of Razorback baseball.
- The \$27 million facility was funded entirely by athletic revenues, gifts and bond proceeds from a bond issue. No university funds, state funds or student fees were required to complete the project. The facility was approved for construction in June 2019 by the University of Arkansas Board of Trustees.



The \$27 million, 49,000-square foot **J.B. & Johnelle Hunt Family Baseball Development Center** is the only one of its kind in all of college baseball.



SERIES HISTORY

INSIDE THE SERIES (SINCE 1960): ARKANSAS STATE

Overall Series Record: 2-0

Record in Fayetteville, Ark.: 2-0

IN THE DVH ERA (2003-PRESENT): ARKANSAS STATE

Overall Series Record: 2-0

Record in Fayetteville, Ark.: 2-0

| DATE | SITE | W/L | SCORE |
|---------|--------------------|-----|-------|
| 5/11/21 | Fayetteville, Ark. | W | 8-4 |
| 4/19/22 | Fayetteville, Ark. | W | 10-1 |
| 4/20/22 | Fayetteville, Ark. | | |

HONORED HOGS

Jalen Battles

Brooks Wallace Award Watch List

Robert Moore

Consensus Preseason All-American (2B)

- Baseball America: Second Team
- Collegiate Baseball: Second Team
- D1Baseball: Second Team
- NCBWA: Second Team
- Perfect Game: Third Team

Preseason All-SEC First Team (2B)

USA Baseball Golden Spikes Award Preseason Watch List

Connor Noland

USA Baseball Golden Spikes Award Midseason Watch List

College Baseball Foundation Pitcher of the Year Award Watch List

Peyton Palette

Perfect Game Preseason All-American (Third Team, SP)

Kole Ramage

Karbach Round Rock Classic All-Tournament Team

Brady Slavens

Preseason All-SEC Second Team (OF)

Hagen Smith

SEC Freshman of the Week (April 18)

College Baseball Foundation National Pitcher of the Week (Week 9)

Peyton Stovall

Baseball America Preseason SEC Freshman of the Year

Baseball America Preseason All-American (Third Team, 1B)

D1Baseball Preseason SEC Freshman of the Year

Michael Turner

Buster Posey National Collegiate Catcher of the Year Award Watch List

Brady Tygart

Perfect Game Midseason Freshman All-American (RP)

Cayden Wallace

Preseason All-SEC Second Team (3B)

USA Baseball Golden Spikes Award Preseason Watch List

Karbach Round Rock Classic All-Tournament Team

SEC Co-Player of the Week (March 14)

Collegiate Baseball Newspaper National Player of the Week (March 14)

Jaxon Wiggins

Baseball America Preseason All-American (Third Team, SP)

WEEK 10

SOUTHEASTERN CONFERENCE

APRIL 20

EASTERN DIVISION

| | SEC | Pct. | GB | All | Pct. | Home | Away | Neutral | Div. | Top 25 | Top 10 | L10 | Streak |
|----------------|------|------|-----|-------|------|------|------|---------|------|--------|--------|-----|--------|
| Tennessee | 14-1 | .933 | - | 34-3 | .919 | 26-1 | 6-0 | 2-2 | 9-0 | 8-2 | 6-1 | 8-2 | W3 |
| Georgia | 9-6 | .600 | 5.0 | 26-11 | .703 | 18-5 | 5-5 | 3-1 | 6-3 | 6-3 | 1-2 | 5-5 | L2 |
| Vanderbilt | 7-8 | .467 | 7.0 | 26-10 | .722 | 18-6 | 6-4 | 2-0 | 6-6 | 4-8 | 1-5 | 6-4 | W1 |
| South Carolina | 6-9 | .400 | 8.0 | 18-17 | .514 | 15-9 | 1-7 | 2-1 | 4-8 | 8-8 | 5-7 | 5-5 | W2 |
| Florida | 6-9 | .400 | 8.0 | 23-14 | .622 | 15-6 | 7-8 | 1-0 | 1-5 | 8-12 | 3-1 | 5-5 | W2 |
| Kentucky | 5-10 | .333 | 9.0 | 21-16 | .568 | 16-7 | 5-9 | 0-0 | 3-3 | 5-8 | 5-7 | 4-6 | L3 |
| Missouri | 5-10 | .333 | 9.0 | 22-12 | .647 | 13-5 | 7-7 | 2-0 | 4-8 | 1-9 | 1-8 | 6-4 | W3 |

WESTERN DIVISION

| | SEC | Pct. | GB | All | Pct. | Home | Away | Neutral | Div. | Top 25 | Top 10 | L10 | Streak |
|-------------------|------|------|-----|-------|------|------|------|---------|------|--------|--------|-----|--------|
| Arkansas | 11-4 | .733 | - | 29-7 | .806 | 24-3 | 3-3 | 2-1 | 5-1 | 4-3 | 0-1 | 8-2 | W6 |
| Alabama | 8-7 | .533 | 3.0 | 23-15 | .605 | 18-6 | 5-9 | 0-0 | 6-3 | 5-7 | 5-7 | 7-3 | L3 |
| Auburn | 8-7 | .533 | 3.0 | 25-12 | .676 | 15-7 | 6-4 | 4-1 | 6-6 | 6-4 | 4-3 | 7-3 | W2 |
| Texas A&M | 8-7 | .533 | 3.0 | 23-13 | .639 | 14-7 | 8-4 | 1-2 | 4-5 | 5-1 | 4-1 | 7-3 | W2 |
| LSU | 7-8 | .467 | 4.0 | 24-12 | .667 | 18-5 | 5-5 | 1-2 | 5-7 | 2-6 | 2-5 | 6-4 | W1 |
| Mississippi State | 6-9 | .400 | 5.0 | 22-16 | .579 | 17-8 | 4-6 | 1-2 | 5-7 | 6-11 | 2-4 | 6-4 | W1 |
| Ole Miss | 5-10 | .333 | 6.0 | 21-15 | .583 | 14-8 | 7-6 | 0-1 | 2-4 | 0-4 | 0-3 | 3-7 | L3 |

SCHEDULE (ALL TIMES EASTERN)

Tuesday, April 19

at #11 Louisville 4, Kentucky 2
 at Florida 10, Stetson 8
 Clemson 8, at #10 Georgia 4
 at #1 Tennessee 9, Bellarmine 3
 UAB 7, at Alabama 6
 at #19 Auburn 6, Alabama State 5 (10 inn.)
 at Mississippi State 17, Jackson State 2 (7 inn.)
 at Missouri 6, Missouri State 5
 at Texas A&M 14, #23 Dallas Baptist 1 (7 inn.)
 at #5 Vanderbilt 7, Tennessee Tech 0
at #2 Arkansas 10, Arkansas State 1
 at #22 LSU 8, UL Lafayette 4
 Southeast Missouri State 13, at Ole Miss 3

Wednesday, April 20

Arkansas State at #2 Arkansas - 5 p.m. (SECN+)
 South Carolina at Winthrop - 6 p.m. (ESPN+)
 Kennesaw State at #19 Auburn - 7 p.m.

Thursday, April 21

*Mississippi State at Ole Miss - 7 p.m. (SECN)
 *Missouri at #22 LSU - 8 p.m. (ESPN+)

Friday, April 22

*#1 Tennessee at Florida - 6:30 p.m. (SECN+)
 *#5 Vanderbilt at Kentucky - 6:30 p.m. (SECN+)
 *#10 Georgia at Alabama - 7 p.m. (SECN+)
 *South Carolina at #19 Auburn - 7 p.m. (SECN+)
 *Missouri at #22 LSU - 7:30 p.m. (SECN+)
 *Mississippi State at Ole Miss - 7:30 p.m. (SECN+)
***#2 Arkansas at Texas A&M - 8:30 p.m. (SECN)**

Saturday, April 23

*#5 Vanderbilt at Kentucky - 12 p.m. (SECN)
 *Missouri at #22 LSU - 1 p.m. (SECN+)
 *#10 Georgia at Alabama - 3 p.m. (SECN+)
***#2 Arkansas at Texas A&M - 3 p.m. (SECN+)**
 *South Carolina at #19 Auburn - 3 p.m. (SECN+)
 *Mississippi State at Ole Miss - 4:30 p.m. (ESPN2)
 *#1 Tennessee at Florida - 6:30 p.m. (SECN+)

Saturday, April 23

*#1 Tennessee at Florida - 12 p.m. (SECN+)
 *#5 Vanderbilt at Kentucky - 1 p.m. (SECN+)
 *#10 Georgia at Alabama - 2 p.m. (ESPN2)
***#2 Arkansas at Texas A&M - 2 p.m. (SECN+)**
 *South Carolina at #19 Auburn - 2 p.m. (SECN+)

Note: Rankings reflect highest among the six major polls.

* SEC game



Baseball America

April 18

- 1 Tennessee
- 2 Oklahoma State
- 3 Oregon State
- 4 Arkansas**
- 5 Miami
- 6 Stanford
- 7 Southern Miss
- 8 Virginia
- 9 Florida State
- 10 Oregon
- 11 Virginia Tech
- 12 Gonzaga
- 13 Louisville
- 14 Notre Dame
- 15 TCU
- 16 UCLA
- 17 Texas Tech
- 18 Georgia
- 19 Georgia Southern
- 20 Texas
- 21 Texas State
- 22 Maryland
- 23 Auburn
- 24 Wofford
- 25 Dallas Baptist

Collegiate Baseball

April 18

- 1 Tennessee
- 2 Arkansas**
- 3 Oklahoma State
- 4 Miami
- 5 Vanderbilt
- 6 Stanford
- 7 Oregon State
- 8 Rutgers
- 9 Texas State
- 10 Oregon
- 11 Louisville
- 12 UCLA
- 13 UC Santa Barbara
- 14 Connecticut
- 15 Southern Miss
- 16 Virginia
- 17 Notre Dame
- 18 Texas
- 19 Arizona
- 20 Georgia
- 21 Auburn
- 22 TCU
- 23 N.C. State
- 24 Florida State
- 25 Central Michigan
- 26 Cal Poly
- 27 Texas A&M
- 28 West Virginia
- 29 Gonzaga
- 30 Grand Canyon

D1Baseball

April 18

- 1 Tennessee
- 2 Oregon State
- 3 Oklahoma State
- 4 Arkansas**
- 5 Miami
- 6 Southern Miss
- 7 Stanford
- 8 Virginia Tech
- 9 Texas Tech
- 10 Texas
- 11 Virginia
- 12 Gonzaga
- 13 UCLA
- 14 Georgia
- 15 Connecticut
- 16 Louisville
- 17 Texas State
- 18 Notre Dame
- 19 Auburn
- 20 Oregon
- 21 TCU
- 22 LSU
- 23 Dallas Baptist
- 24 Maryland
- 25 Georgia Southern

NCBWA

April 18

- 1 Tennessee
- 2 Oregon State
- 3 Arkansas**
- 4 Oklahoma State
- 5 Miami
- 6 Southern Miss
- 7 Texas
- 8 Stanford
- 9 Texas Tech
- 10 Gonzaga
- 11 Virginia
- 12 Georgia
- 13 Connecticut
- 14 Notre Dame
- 15 UCLA
- 16 Virginia Tech
- 17 Louisville
- 18 Texas State
- 19 Maryland
- 20 Vanderbilt
- 21 TCU
- 22 Oregon
- 23 LSU
- 24 Dallas Baptist
- 25 Auburn
- 26 Florida State
- 27 Arizona
- 28 Rutgers
- 29 Georgia Southern
- 30 Mercer

Perfect Game

April 18

- 1 Tennessee
- 2 Oregon State
- 3 Oklahoma State
- 4 Arkansas**
- 5 Southern Miss
- 6 Miami
- 7 Gonzaga
- 8 Connecticut
- 9 Virginia Tech
- 10 TCU
- 11 Texas
- 12 Oregon
- 13 Notre Dame
- 14 Virginia
- 15 Texas Tech
- 16 Grand Canyon
- 17 Florida State
- 18 Stanford
- 19 Vanderbilt
- 20 UCLA
- 21 Rutgers
- 22 Louisville
- 23 Georgia
- 24 LSU
- 25 Auburn

USA Today Coaches

April 18

- 1 Tennessee
- 2 Oregon State
- 3 Arkansas**
- 4 Oklahoma State
- 5 Miami
- 6 Southern Mississippi
- 7 Texas
- 8 Texas Tech
- 9 Virginia
- 10 Georgia
- 11 Gonzaga
- 12 Stanford
- 13 Virginia Tech
- 14 UCLA
- 15 Notre Dame
- 16 Connecticut
- 17 Texas State
- 18 Louisville
- 19 Vanderbilt
- 20 Texas Christian
- 21 Maryland
- 22 Auburn
- 23 Oregon
- 23 LSU
- 25 Dallas Baptist

ARKANSAS IN THE POLLS

| | BA | D1Baseball | PG | USA Today | CB | NCBWA |
|--------------|----|------------|----|-----------|----|-------|
| Preseason | 8 | 2 | 8 | 4 | 20 | 4 |
| Feb. 21 | 9 | 2 | 9 | 4 | 23 | 3 |
| Feb. 28 | 10 | 3 | 11 | 6 | 20 | 7 |
| March 7 | 9 | 3 | 11 | 7 | 20 | 5 |
| March 14 | 7 | 3 | 10 | 4 | 18 | 4 |
| March 21 | 6 | 3 | 6 | 4 | 5 | 2 |
| March 28 | 4 | 2 | 6 | 2 | 4 | 2 |
| April 4 | 3 | 2 | 4 | 2 | 3 | 2 |
| April 11 | 7 | 6 | 9 | 5 | 6 | 4 |
| April 18 | 4 | 4 | 4 | 3 | 2 | 3 |
| April 25 | -- | -- | -- | -- | -- | -- |
| May 2 | -- | -- | -- | -- | -- | -- |
| May 9 | -- | -- | -- | -- | -- | -- |
| May 16 | -- | -- | -- | -- | -- | -- |
| May 23 | -- | -- | -- | -- | -- | -- |
| May 30 | -- | -- | -- | -- | -- | -- |
| Final | -- | -- | -- | -- | -- | -- |

D1 - D1Baseball.com

BA - Baseball America

USA TODAY - USA Today Coaches Poll

PG - Perfect Game

CB - Collegiate Baseball Newspaper

NCBWA - National Collegiate Baseball Writers Association



PERSONAL

Born: Sept. 17, 1960
 Hometown: Kansas City, Mo.
 Alma Mater: Arkansas (1988)
 Masters of Science: East Texas State University (1992)
 Wife: Karen
 Children: Hollan, Mariel
 Named Head Coach at Arkansas: June 21, 2002

PLAYING HISTORY

1982-84 Atlanta Braves Organization
 1982 MLB Draft: 10th Round (Atlanta Braves)
 1982 Arkansas
 1981 MLB Draft: 10th Round (Chicago White Sox)
 1980-81 McLennan Community College

COACHING HONORS

2021 SEC Coach of the Year
 2004 SEC Coach of the Year
 2001 Baseball America National Coach of the Year
 2001 BIG 12 Coach of the Year
 2001 ABCA Midwest Region Coach of the Year
 2000 ABCA Midwest Region Coach of the Year
 1997 Southland Coach of the Year
 1995 Southland Coach of the Year
 1994 NCAA Division II Coach of the Year
 1994 ABCA Central Region Coach of the Year

HALL OF FAME

2019 Arkansas Sports Hall of Fame
 2013 Winnetonka High School Hall of Fame
 2012 Ban Johnson League Hall of Fame
 2001 Central Missouri State Hall of Fame

VAN HORN'S CAREER NUMBERS

| Year | School | Record | Pct. | Conf. | Place | Tourn. | NCAA |
|----------------------|------------------------|------------------|-------------|----------------|---------------|---------------------|---------------------|
| 1989 | Texarkana CC | 39-18 | .684 | NA | NA | NA | -- |
| 1990 | Texarkana CC | 44-14 | .759 | NA | NA | NA | -- |
| 1991 | Texarkana CC | 45-12 | .789 | NA | NA | NA | -- |
| 1992 | Texarkana CC | 48-10 | .827 | NA | 1st | NA | -- |
| 1993 | Texarkana CC | 38-18 | .678 | NA | NA | NA | -- |
| | <i>Totals</i> | <i>214-72</i> | <i>.748</i> | -- | -- | -- | -- |
| 1994 | Central Missouri State | 51-11 | .823 | 15-1 | 1st (Div.) | 1st (4-1) | NCAA DII Champs |
| | <i>Totals</i> | <i>51-11</i> | <i>.823</i> | <i>15-1</i> | -- | <i>1 (4-1)</i> | -- |
| 1995 | Northwestern State | 37-15 | .711 | 19-5 | 1st | DNP (0-2) | -- |
| 1996 | Northwestern State | 34-27 | .557 | 14-16 | 2nd (Div.) | 2nd (3-2) | -- |
| 1997 | Northwestern State | 35-23 | .603 | 19-9 | 1st | DNP (0-2) | -- |
| | <i>Totals</i> | <i>106-65</i> | <i>.620</i> | <i>52-30</i> | -- | <i>3 (3-6)</i> | -- |
| 1998 | Nebraska | 24-20 | .545 | 10-13 | 7th | DNQ | DNQ |
| 1999 | Nebraska | 42-18 | .700 | 16-9 | 5th | 1st (4-0) | NCAA (1-2) |
| 2000 | Nebraska | 51-17 | .750 | 21-9 | 2nd | 1st (5-1) | NCAA (4-2) |
| 2001 | Nebraska | 50-16 | .758 | 20-8 | 1st | 1st (4-0) | CWS (5-2) |
| 2002 | Nebraska | 47-21 | .691 | 16-11 | 2nd | 2nd (3-1) | CWS (5-3) |
| | <i>Totals</i> | <i>214-92</i> | <i>.699</i> | <i>67-39</i> | -- | <i>4 (16-2)</i> | <i>4 (15-9)</i> |
| 2003 | Arkansas | 35-22 | .612 | 14-16 | 6th West | T-7th (0-2) | NCAA (1-2) |
| 2004 | Arkansas | 45-24 | .652 | 19-11 | T-1st Overall | 4th (2-2) | CWS (6-3) |
| 2005 | Arkansas | 39-22 | .636 | 13-17 | T-5th West | T-7th (0-2) | NCAA (2-2) |
| 2006 | Arkansas | 39-21 | .650 | 18-12 | 2nd West | T-7th (0-2) | NCAA (1-2) |
| 2007 | Arkansas | 43-21 | .672 | 18-12 | 1st West | 2nd (3-1) | NCAA (2-2) |
| 2008 | Arkansas | 34-24 | .586 | 14-15 | 4th West | DNQ | NCAA (0-2) |
| 2009 | Arkansas | 41-24 | .631 | 14-15 | 4th West | 4th (2-2) | CWS (7-2) |
| 2010 | Arkansas | 43-21 | .672 | 18-12 | 2nd West | T-7th (0-2) | NCAA (3-3) |
| 2011 | Arkansas | 40-22 | .645 | 15-15 | 1st West | T-3rd (2-2) | NCAA (2-2) |
| 2012 | Arkansas | 46-22 | .676 | 16-14 | T-2nd West | T-9th (0-2) | CWS (7-3) |
| 2013 | Arkansas | 39-22 | .639 | 18-11 | 2nd West | T-3rd (2-1) | NCAA (2-2) |
| 2014 | Arkansas | 40-25 | .615 | 16-14 | 4th West | T-3rd (3-2) | NCAA (2-2) |
| 2015 | Arkansas | 40-25 | .615 | 17-12 | 3rd West | T-5th (2-2) | CWS (5-3) |
| 2016 | Arkansas | 26-29 | .473 | 7-23 | 7th West | DNQ | DNQ |
| 2017 | Arkansas | 45-19 | .703 | 18-11 | 2nd West | 2nd (3-2) | NCAA (3-2) |
| 2018 | Arkansas | 48-21 | .696 | 18-12 | T-1st West | T-3rd (2-1) | CWS Runner-Up (9-3) |
| 2019 | Arkansas | 46-20 | .697 | 20-10 | T-1st West | T-5th (1-2) | CWS (5-3) |
| 2020 | Arkansas | 11-5 | .688 | -- | -- | -- | -- |
| 2021 | Arkansas | 50-13 | .807 | 22-8 | 1st Overall | 1st (4-0) | NCAA (4-3) |
| 2022 | Arkansas | 29-7 | .806 | 11-4 | -- | -- | -- |
| | <i>Totals</i> | <i>779-409</i> | <i>.656</i> | <i>306-244</i> | -- | <i>16 (26-27)</i> | <i>17 (61-42)</i> |
| CAREER TOTALS | | 1,364-649 | .677 | 440-314 | -- | 49-36 (.577) | 76-50 (.603) |

Dave Van Horn, the 2004 and 2021 SEC Coach of the Year, enters his 20th season at the helm of the Arkansas baseball program in 2022. In his 20 seasons as Head Hog, Van Horn has elevated Arkansas into one of the nation's premier teams. Van Horn has led the Razorbacks to six College World Series appearances, 17 NCAA Tournament berths, two SEC overall titles, six SEC Western Division championships, one SEC Tournament title and a total of 779 wins and counting.

Since returning to his alma mater in 2003 to take over for retiring legendary Arkansas head baseball coach Norm DeBriyn, Van Horn has continued to successfully field nationally competitive teams while grooming two Golden Spikes Award and Dick Howser Trophy winners in Andrew Benintendi and Kevin Kopps as well as numerous All-Americans, all-conference performers and future professional baseball players. Under his watch, 34 Hogs have been named All-Americans, 41 as All-SEC players and 120 have been picked in the MLB Draft. Those 120 draft picks are third most among all active head coaches in the SEC.


Van Horn, who is the second-winningest coach in Arkansas history, has 306 career SEC wins to his name and is one of only five head coaches in college baseball history, along with Mississippi State/Georgia's Ron Polk (453), Ole Miss' Mike Bianco (333), LSU's Skip Bertman (328) and Vanderbilt's Tim Corbin (313), with 300 or more SEC wins in their career.

Including his years at Nebraska, Northwestern State and Central Missouri State, Van Horn has racked up 1,150 wins at four-year institutions, sixth most among all active DI head coaches. He is also one of six active DI head coaches with 1,100 or more wins at four-year schools.

DVH AGAINST 2022 OPPONENTS

| | W-L | Home | Away | Neutral |
|-------------------|-------|-------|-------|---------|
| Alabama | 34-25 | 19-8 | 13-14 | 2-3 |
| Arkansas State | 2-0 | 2-0 | 0-0 | 0-0 |
| Auburn | 33-22 | 17-10 | 15-12 | 1-0 |
| Florida | 29-22 | 13-5 | 10-14 | 6-3 |
| Grambling | 9-0 | 9-0 | 0-0 | 0-0 |
| Illinois State | 4-3 | 4-3 | 0-0 | 0-0 |
| Indiana | 1-0 | 0-0 | 0-0 | 1-0 |
| Kentucky | 29-13 | 16-5 | 13-8 | 0-0 |
| Little Rock | 3-1 | 3-1 | 0-0 | 0-0 |
| Louisiana | 1-0 | 0-0 | 0-0 | 1-0 |
| LSU | 25-42 | 14-17 | 10-17 | 1-8 |
| Mississippi State | 33-28 | 18-12 | 13-14 | 2-2 |
| Missouri | 14-4 | 7-2 | 7-2 | 0-0 |
| Missouri State | 20-9 | 11-7 | 9-2 | 0-0 |
| Ole Miss | 34-42 | 16-20 | 11-16 | 7-6 |
| Omaha | 1-0 | 1-0 | 0-0 | 0-0 |
| Southeastern | 2-1 | 2-1 | 0-0 | 0-0 |
| Stanford | 0-2 | 0-0 | 0-1 | 0-1 |
| Texas A&M | 18-14 | 10-5 | 7-9 | 1-0 |
| UAPB | 5-0 | 5-0 | 0-0 | 0-0 |
| UCA | 2-0 | 2-0 | 0-0 | 0-0 |
| UIC | 11-1 | 11-1 | 0-0 | 0-0 |
| Vanderbilt | 20-22 | 12-8 | 7-10 | 1-4 |


A THE ARKANSAS RAZORBACKS



ROBERT MOORE
Jr. • 5-9 • 170 • S/R
INF • Leawood, Kan.



JALEN BATTLES
Sr. • 6-2 • 210 • R/R
INF • San Antonio, Texas



ZACK GREGORY
R-Jr. • 5-10 • 190 • L/R
INF • Keller, Texas




JUDE PUTZ
Fr. • 6-0 • 170 • R/R
INF • Loch Lloyd, Mo.



KENDALL DIGGS
Fr. • 6-0 • 205 • L/R
INF • Olathe, Kan.



CAYDEN WALLACE
So. • 6-1 • 205 • R/R
INF/OF • Greenbrier, Ark.



JACE BOHROFEN
So. • 6-2 • 200 • L/R
OF • Oklahoma City, Okla.



DRAKE VARNADO
Fr. • 6-1 • 175 • R/R
INF • Port Neches, Texas



PEYTON STOVALL
Fr. • 5-11 • 190 • L/R
INF • Haughton, La.



MICHAEL TURNER
Grad. • 6-2 • 205 • L/R
C/INF • Warren, Ohio




CONNOR NOLAND
Sr. • 6-2 • 215 • R/R
RHP • Greenwood, Ark.



DYLAN LEACH
So. • 5-11 • 205 • S/R
C • Carthage, Texas




BRADY SLAVENS
Sr. • 6-3 • 205 • L/R
INF/OF • Olathe, Kan.



CHRIS LANZILLI
Grad. • 6-2 • 225 • R/R
INF/OF • Stoneham, Mass.



ELIJAH TREST
Sr. • 6-3 • 215 • L/R
RHP • White Oak, Texas



JAXON WIGGINS
So. • 6-6 • 225 • R/R
RHP • Roland, Okla.



BRAYDON WEBB
Grad. • 6-0 • 200 • R/R
RHP • McKinney, Texas



BRADY TYGART
Fr. • 6-2 • 200 • R/R
RHP • Hernando, Miss.



NICK MOTEN
Fr. • 6-1 • 210 • R/R
RHP • Florissant, Mo.




KOLE RAMAGE
R-Sr. • 6-1 • 205 • R/R
RHP • Southlake, Texas




AUSTIN LEDBETTER
Fr. • 6-1 • 190 • R/R
RHP • Bryant, Ark.



DYLAN CARTER
Jr. • 6-2 • 205 • R/R
RHP • Bentonville, Ark.



ZACK MORRIS
Jr. • 6-3 • 225 • L/L
LHP • Cabot, Ark.




HAGEN SMITH
Fr. • 6-3 • 215 • L/L
LHP • Bullard, Texas



NICK GRIFFIN
Fr. • 6-4 • 195 • R/R
LHP • Monticello, Ark.



VINCENT TRAPANI
Fr. • 6-1 • 225 • R/R
RHP • Eau Claire, Wisc.




PEYTON PALLETTE
So. • 6-1 • 180 • R/R
RHP • Benton, Ark.




JAKE FAHERTY
Fr. • 6-3 • 185 • R/R
RHP • Georgetown, Ky.



MARK ADAMIAK
R-So. • 6-4 • 230 • R/R
RHP • Shawnee, Kan.



EVAN TAYLOR
Sr. • 6-4 • 250 • L/L
LHP • Florence, Ala.




WILL MCENTIRE
R-So. • 6-4 • 225 • R/R
RHP • Bryant, Ark.



MILLER PLEIMANN
R-Jr. • 6-4 • 200 • R/R
RHP • Fayetteville, Ark.




MAX SOLIZ JR.
Fr. • 6-5 • 220 • R/R
C/OF • Madison, Ala.



TYLER CACCIATORI
R-Fr. • 6-6 • 230 • R/R
RHP • Sheridan, Ark.




HESTON TOLE
So. • 6-6 • 220 • R/R
RHP • Wichita Falls, Texas



MATTHEW MAGRE
So. • 6-1 • 220 • L/L
LHP • Fayetteville, Ark.



GABRIEL STARKS
So. • 6-1 • 220 • R/R
RHP • Pine Bluff, Ark.



EVAN GRAY
R-So. • 6-4 • 205 • R/R
RHP • Swansea, Ill.



ISSAC BRACKEN
Grad. • 6-0 • 190 • R/R
RHP • Berthoud, Colo.



ZEBULON VERMILLION
R-Sr. • 6-4 • 240 • L/R
RHP • Prairie Village, Kan.



DAVE VAN HORN
Head Coach
20th Season



NATE THOMPSON
Assistant Coach
5th Season



MATT HOBBS
Assistant Coach
4th Season



BOBBY WERNES
Assistant Coach
2nd Season



CLAY GOODWIN
Director of Operations
15th Season





| No. | Player | Pos. | B/T | Yr. | Ht. | Wt. | Hometown / High School / Previous School |
|-----|--------------------|--------|-----|-------|------|-----|--|
| 1 | Robert Moore | INF | S/R | Jr. | 5-9 | 170 | Leawood, Kan. / Shawnee Mission East HS |
| 2 | Jalen Battles | INF | R/R | Sr. | 6-2 | 210 | San Antonio, Texas / James Madison HS / McLennan CC |
| 3 | Zack Gregory | OF | L/R | R-Jr. | 5-10 | 190 | Keller, Texas / Timber Creek HS |
| 4 | Jude Putz | INF | R/R | Fr. | 6-0 | 170 | Loch Lloyd, Mo. / Bishop Miege HS |
| 5 | Kendall Diggs | INF | L/R | Fr. | 6-0 | 205 | Olathe, Kan. / Saint Thomas Aquinas HS |
| 7 | Cayden Wallace | INF/OF | R/R | So. | 6-1 | 205 | Greenbrier, Ark. / Greenbrier HS |
| 8 | Jace Bohrofen | OF | L/R | So. | 6-2 | 200 | Oklahoma City, Okla. / Westmoore HS / Oklahoma |
| 9 | Drake Varnado | INF/OF | R/R | Fr. | 6-1 | 175 | Port Neches, Texas / IMG Academy |
| 10 | Peyton Stovall | INF | L/R | Fr. | 5-11 | 190 | Haughton, La. / Haughton HS |
| 12 | Michael Turner | C/INF | L/R | Grad. | 6-2 | 205 | Warren, Ohio / Champion HS / Kent State |
| 13 | Connor Noland | RHP | R/R | Sr. | 6-2 | 215 | Greenwood, Ark. / Greenwood HS |
| 15 | Dylan Leach | C | S/R | So. | 5-11 | 205 | Carthage, Texas / Carthage HS |
| 17 | Brady Slavens | INF/OF | L/R | Sr. | 6-3 | 205 | Olathe, Kan. / Olathe Northwest HS / Wichita State / Johnson County CC |
| 18 | Chris Lanzilli | OF | R/R | Grad. | 6-2 | 225 | Stoneham, Mass. / Dexter HS / Wake Forest |
| 20 | Elijah Trest | RHP | L/R | Sr. | 6-3 | 215 | White Oak, Texas / White Oak HS |
| 22 | Jaxon Wiggins | RHP | R/R | So. | 6-6 | 225 | Roland, Okla. / Roland HS |
| 24 | Braydon Webb | OF | R/R | Grad. | 6-0 | 200 | McKinney, Texas / McKinney Boyd HS / Grayson CC |
| 25 | Brady Tygart | RHP | R/R | Fr. | 6-2 | 200 | Hernando, Miss. / Lewisburg HS |
| 27 | Nick Moten | RHP | R/R | Fr. | 6-1 | 210 | Florissant, Mo. / Westminster Christian Academy |
| 28 | Kole Ramage | RHP | R/R | R-Sr. | 6-1 | 205 | Southlake, Texas / Southlake Carroll HS |
| 29 | Austin Ledbetter | RHP | R/R | Fr. | 6-1 | 190 | Bryant, Ark. / Bryant HS |
| 31 | Dylan Carter | RHP | R/R | Jr. | 6-2 | 205 | Bentonville, Ark. / Bentonville West HS / Crowder College |
| 32 | Zack Morris | LHP | L/L | Jr. | 6-3 | 225 | Cabot, Ark. / Cabot HS |
| 33 | Hagen Smith | LHP | L/L | Fr. | 6-3 | 215 | Bullard, Texas / Bullard HS |
| 34 | Nick Griffin | LHP | L/L | R-Fr. | 6-4 | 195 | Monticello, Ark. / Monticello HS |
| 35 | Vincent Trapani | RHP | R/R | Fr. | 6-1 | 225 | Eau Claire, Wisc. / Eau Claire Memorial HS |
| 36 | Peyton Pallette | RHP | R/R | Jr. | 6-1 | 180 | Benton, Ark. / Benton HS |
| 37 | Jake Faherty | RHP | R/R | Fr. | 6-3 | 185 | Georgetown, Ky. / Great Crossing HS |
| 38 | Mark Adamiak | RHP | R/R | R-So. | 6-4 | 230 | Shawnee, Kan. / Shawnee Mission Northwest HS |
| 39 | Evan Taylor | LHP | L/L | Sr. | 6-4 | 250 | Florence, Ala. / Florence HS |
| 41 | Will McEntire | RHP | L/R | R-So. | 6-4 | 225 | Bryant, Ark. / Bryant HS |
| 43 | Miller Pleimann | RHP | R/R | R-Jr. | 6-4 | 200 | Fayetteville, Ark. / Fayetteville HS / Wichita State |
| 44 | Max Soliz Jr. | C/OF | R/R | Fr. | 6-5 | 220 | Madison, Ala. / Bob Jones HS |
| 46 | Tyler Cacciatori | RHP | R/R | R-Fr. | 6-6 | 230 | Sheridan, Ark. / Sheridan HS |
| 48 | Heston Tole | RHP | R/R | So. | 6-6 | 220 | Wichita Falls, Texas / IMG Academy |
| 50 | Matthew Magre | LHP | L/L | So. | 6-1 | 220 | Fayetteville, Ark. / Fayetteville HS |
| 55 | Gabriel Starks | RHP | R/R | So. | 6-1 | 220 | Pine Bluff, Ark. / Watson Chapel HS |
| 58 | Evan Gray | RHP | R/R | R-So. | 6-4 | 205 | Swansea, Ill. / Belleville East HS |
| 59 | Issac Bracken | RHP | R/R | Grad. | 6-0 | 190 | Berthoud, Colo. / Berthoud HS / Northern Colorado |
| 88 | Zebulon Vermillion | RHP | L/R | R-Sr. | 6-5 | 240 | Prairie Village, Kan. / Shawnee Mission East HS |

Coaches & Support Staff

| | |
|-------------------------------|--|
| Head Coach: | 21 Dave Van Horn, 20th Season (Arkansas, 1988) |
| Assistant Coach: | 30 Nate Thompson, 5th Season (Dallas Baptist, 2006) |
| Assistant Coach: | 47 Matt Hobbs, 4th Season (Missouri, 2002) |
| Volunteer Assistant Coach: | 6 Bobby Wernes, 2nd Season (Arkansas, 2018) |
| Student Assistant Coach: | 14 Cullen Smith, 1st Season (Arkansas, 2021) |
| Director of Operations: | Clay Goodwin, 15th Season (Arkansas, 2005) |
| Strength & Conditioning: | Blaine Kinsley, 5th Season (Lenoir-Rhyne, 2010) |
| Athletic Trainer: | Corey Wood, 11th Season (East Carolina, 2008) |
| Director of Video & Scouting: | Zach Barr, 5th Season (Arkansas, 2017) |
| Equipment Manager: | Mark Taylor, 30th Season (Ouachita Baptist, 1988) |
| Graduate Manager: | DJ Baxendale |
| Student Managers: | Blake Baxendale, Bryson Halford, Josh Langham, John McElroy, Matthew Schluterman, Matt Wheeler |
| Sports Information Director: | Oliver Grigg, 2nd Season (Tulane, 2017) |
| Academics Director: | Jonathan Burgess, 1st Season (Central Arkansas, 2015) |
| Sports Nutritionist: | Lauren Lyons, 4th Season (Saint Louis, 2017) |
| Sport Administrator: | Kevin Trainor, 12th Season (Arkansas, 1994) |
| Administrative Assistant: | Kelly Moore, 19th Season (Arkansas, 2004) |

Pronunciation Guide

| | |
|------------------|---------------|
| Mark Adamiak | uh-dom-ee-ack |
| Jace Bohrofen | bore-fin |
| Tyler Cacciatori | catch-a-toree |
| Miller Pleimann | ply-min |
| Jude Putz | puts |
| Matthew Magre | mah-gray |
| Peyton Pallette | pah-let |
| Kole Ramage | ram-idge |
| Max Soliz Jr. | so-leez |
| Brady Slavens | slay-vins |
| Brady Tygart | ty-gert |
| Bobby Wernes | wer-niss |

Team Captains

| | |
|--------------------|----------------|
| Zack Gregory | R-Jr. / OF |
| Zebulon Vermillion | R-Sr. / RHP |
| Cayden Wallace | Soph. / INF/OF |



THE STARTERS

12 MICHAEL TURNER **C** **L/R** **GRAD.** **.341/.418/.550**

Graduate transfer from Kent State ... Has started in 33 of his 34 games played ... Third on the team in RBI (32), including nine multi-RBI games ... Second on the Razorbacks in hits (44) ... Tied for fourth on the Razorbacks in home runs (5) ... Hit his first homer as a Razorback against Omaha (March 2) ... Played and started in 25 games (all 25 starts at catcher) in 2021 while at Kent State, slashing .337/.439/.640 with six homers and 22 runs batted in on the year ... Stole five bases in six attempts.

10 PEYTON STOVALL **1B** **L/R** **FR.** **.254/.359/.361**

Has started in 31 of his 32 games played ... Recorded first collegiate hit against Illinois State (Feb. 20), collecting a double and a run scored in the Razorbacks' win ... Swatted his first collegiate homer against Omaha (March 2) ... Tabbed as the Preseason SEC Freshman of the Year by D1Baseball and Baseball America ... Attended Houghton High School in Houghton, La. ... The best prospect and best shortstop in Louisiana, according to Prep Baseball Report ... Perfect Game listed him as the top shortstop in Louisiana and the state's No. 2 overall prospect.

1 ROBERT MOORE **2B** **S/R** **JR.** **.244/.400/.457**

Consensus preseason All-American ... Has started in all 34 games he has played in this season ... Leads the Razorbacks in doubles (11) and walks (26) ... Third on the team in RBI (28) with nine multi-RBI efforts ... Swatted his first homer of the season against Illinois State (Feb. 19) ... Started and played in 61 games (60 at second base, one at shortstop), slashing .283/.384/.558 with a team-high 16 homers and 53 runs batted in for the Hogs in 2021 ... Led the Razorbacks in runs scored (59) ... Ranked second on the Razorbacks in multi-RBI games with 14 ... Swiped six bases ... Hit for the cycle against UCA last season.

7 CAYDEN WALLACE **3B** **R/R** **SO.** **.310/.406/.497**

Only Razorback to start in all 36 games this season ... Leads the Razorbacks in RBI (34), hits (45), runs (39) ... Tied for fourth on the team in homers (5) ... Team leader in stolen bases (10) ... Hit a grand slam in consecutive games against UIC (March 12-13) ... 24th Razorback in program history to earn Freshman All-America status ... Started in 60 games (48 in right, seven at third, four in left, one as designated hitter) in 2021, slashing .279/.369/.500 with 14 homers and 44 runs batted in ... Racked up a team-leading 67 hits ... 17 multi-hit games, including a team-best seven three-hit performances.

2 JALEN BATTLES **SS** **R/R** **SR.** **.295/.362/.500**

Has started in all 35 games he has played in this season ... Third on the team in homers (6) ... Hit a go-ahead three-run shot vs. Louisiana (Feb. 27) in the Round Rock Classic ... Swatted two home runs against Mississippi State (April 1), his second collegiate multi-homer game ... Started and played in 61 games (all 61 at shortstop), slashing .269/.371/.407 with six homers and 43 RBI in 2021 ... 14 multi-hit games and 11 multi-RBI games ... Five steals ... 2021 SEC Tournament MVP.

3 ZACK GREGORY **LF** **L/R** **R-JR.** **.288/.486/.550**

Has started in all 29 games he has played in this season ... Team leader in on-base percentage (.486) ... Tied for fourth on the Razorbacks in homers (5) ... 3-for-3 in stolen base attempts this year ... Career-high four hits, including a homer, and four RBI at Florida (April 9) ... Played in 43 games with 32 starts (31 in left, one in right) in 2021, slashing .245/.440/.412 with three homers and 19 RBI ... Drew 26 walks.

24 BRAYDON WEBB **CF** **R/R** **GRAD.** **.255/.412/.553**

Has played in 31 games with 27 starts ... Team leader in home runs (9) ... Has homered in three consecutive games on two occasions this season: against Kentucky, at Mizzou (March 19-25); vs. Mississippi State, vs. UCA, at Florida (April 3-7) ... 6-for-6 in stolen base attempts ... Played in 48 games with 26 starts (22 in left, 3 in center, one as DH) in 2021, hitting six homers with 16 runs batted in.

18 CHRIS LANZILLI **DH** **R/R** **GRAD.** **.317/.436/.480**

Graduate transfer from Wake Forest ... Has started in all 34 games he has played in this season ... Third on the team in hits (39) ... Reached base in a team-leading 27 consecutive games to start season ... Hit a walk-off two-run homer against UIC (March 13) ... His 47 career home runs are sixth most among all active Division I college baseball players ... Appeared in 170 games with 166 starts while at Wake Forest ... Finished career there with a .298 batting average, 195 hits, 147 RBI, 42 home runs, 46 doubles and 76 walks ... His 42 home runs rank tied for eighth all-time in Wake Forest history for career blasts.

17 BRADY SLAVENS **RF** **L/R** **SR.** **.292/.353/.600**

Has played in 32 games with 31 starts ... Second on the team in homers (8) ... Drove in nine runs on six hits in a doubleheader against UAPB (April 12) ... Played in 57 games with 56 starts (50 at first base, three as designated hitter, three in right field), slashing .284/.347/.560 with 14 homers and a team-leading 63 runs batted in during 2021 campaign ... Posted team highs in batting average (.284) and slugging (.560) among Razorbacks with at least 100 at-bats ... Led the Hogs in multi-RBI games with 16.

THE BENCH

4 JUDE PUTZ **INF** **R/R** **FR.**

Attended Bishop Miege High School in Roeland Park, Kan. ... Ranked the No. 7 overall recruit and third-best prospect in Missouri, according to Perfect Game ... Nationally ranked as the No. 77 shortstop and 386th overall recruit by PG ... Prep Baseball Report ranked him as the fifth-best shortstop in Kansas and 16th overall prospect in the state.

5 KENDALL DIGGS **INF** **R/R** **FR.**

Has played in 12 games with seven starts ... Made his collegiate debut vs. Louisiana (Feb. 27) in the Round Rock Classic, collecting his first career hit ... Racked up his first two RBI against Southeastern (March 5) ... Made his SEC debut on the road at Mizzou (March 27), picking up a hit, two walks and his first career stolen base ... Swatted his first collegiate home run against Little Rock (March 29) ... Attended St. Thomas Aquinas High School in Overland Park, Kan. ... The top third baseman from Kansas and second-best prospect in the state according to Perfect Game and Prep Baseball Report.

8 JACE BOHROFEN **OF** **L/R** **SO.**

Transfer from Oklahoma ... Has started in 12 of his 13 games played in this season ... Drove in a season-high five runs in a three-hit effort against Southeastern (March 5) ... Swatted his first two home runs as a Razorback against UCA (April 5) ... Played in 35 games with 29 starts as a true freshman for the Sooners in 2021 ... Slashed .252/.347/.408 with two home runs and 18 runs batted in ... Tallied 26 hits, including four doubles and a team-leading three triples.

9 DRAKE VARNADO **INF/OF** **R/R** **FR.**

Has played in 12 games with three starts ... Made collegiate debut against Illinois State (Feb. 19), scoring his first career run in the contest ... Tallied his first career hit and RBI against Grambling (March 16) ... Attended IMG Academy in Bradenton, Fla. ... Top shortstop and 10th overall prospect in Florida, according to Prep Baseball Report ... Selected by the Arizona Diamondbacks in the 17th round of the 2021 MLB Draft.

15 DYLAN LEACH **C** **S/R** **SO.**

Backup catcher for Arkansas ... Has played in 13 games with 11 starts behind the plate this season ... Became the second Razorback since 1994 to hit for the cycle, doing so against UCA (April 5) and homering from both sides of the plate in the ballgame ... Played in 17 games with 10 starts at catcher during the 2021 season, slashing .257/.469/.429 with one home run and four RBI ... Scored 12 runs to go along with one double and one triple ... Had a .991 fielding percentage) and threw out 4-of-15 runners.

44 MAX SOLIZ JR. **C/OF** **R/R** **FR.**

Has played in five games with one start ... Made his collegiate debut against Omaha (March 2), tallying his first hit, first double and first RBI in the contest ... Earned his first career start against UIC (March 12), collecting a hit and run scored ... Attended Bob Jones High School in Madison, Ala. ... The top catcher out of Alabama, according to Prep Baseball Report ... Perfect Game ranked him as the third-best prospect in Alabama and top catcher ... Tabbed as the No. 11 catcher in the nation by Perfect Game.

THE STARTING ROTATION

TUESDAY



#28 RHP KOLE RAMAGE

R-SR.

2-2, 4.06 ERA, 31.0 IP, 10 BB, 34 SO

Last Start: April 19, vs. Arkansas State, 3.0 IP, 1 H, 1 R, 0 ER, 1 BB, 1 SO

Has made 16 appearances, including two starts, this season, logging a 2-2 record with a 4.06 ERA ... Second-most saves (3) on the Razorbacks ... Threw three perfect innings in his first start of 2022, striking out five to earn a win against UAPB (April 12) ... Went three innings in his second start of the season, striking out one while allowing an unearned run in a win against Arkansas State (April 19) ... In 2021, made 13 appearances, including three starts ... Logged a 2-1 record with a 6.75 ERA in 24.0 innings of work ... Struck out a season-high seven in a start against Little Rock (April 7), pitching a season-long 4.2 innings in the contest ... Pitched out of the bullpen against NJIT (June 4) in the NCAA Fayetteville Regional, striking out three in two innings of relief ... Member of an Arkansas pitching staff that set a school record with 657 strikeouts in 2021.

WEDNESDAY



#41 RHP WILL MCENTIRE

R-SO.

1-0, 0.00 ERA, 3.0 IP, 3 BB, 5 SO

Last Start: April 12, vs. UAPB, 3.0 IP, 2 H, 0 R, 0 ER, 3 BB, 5 SO

Has made one appearance in 2022 ... Started game two of the doubleheader against UAPB (April 12), striking out five over three scoreless innings ... Did not appear in any games as a true sophomore in 2021, earning a redshirt ... As a freshman in 2021, recorded a 1.12 ERA over eight innings of work ... Made his first career start against Grand Canyon (March 10) during the pandemic-shortened season, pitching six innings of one-run ball.

PITCHER BREAKDOWN

| | W-L-S | ERA | IP | H | R | ER | BB | SO |
|-----------|--------|------|-------|-----|----|----|----|-----|
| Starters | 20-3-0 | 3.95 | 173.1 | 147 | 78 | 76 | 65 | 198 |
| Relievers | 9-4-12 | 2.57 | 143.2 | 103 | 47 | 41 | 64 | 189 |

THE HOG PEN

| Pitcher | Last App. | IP | H | R | ER | BB | SO | HR | RI/S | ---- Season Totals ---- | | | |
|--------------------|-------------|-----|---|---|----|----|----|----|------|-------------------------|----|----------|------|
| | | | | | | | | | | RI/S | SV | Ret./1BF | (BB) |
| Mark Adamiak | 4/19 (ASU) | 2.1 | 1 | 0 | 0 | 2 | 4 | 0 | 3/0 | 4/0 | 0 | 2/5 | (1) |
| Issac Bracken | 4/12 (UAPB) | 2.0 | 1 | 0 | 0 | 0 | 1 | 0 | 0/0 | 9/5 | 0 | 3/4 | (0) |
| Jake Faherty | 3/10 (UIC) | 0.1 | 0 | 0 | 0 | 1 | 1 | 0 | 2/1 | 2/1 | 0 | 0/1 | (1) |
| Evan Gray | 4/3 (MSU) | 0.1 | 0 | 0 | 0 | 0 | 0 | 0 | 2/0 | 3/0 | 0 | 3/3 | (0) |
| Nick Griffin | 4/19 (ASU) | 2.0 | 1 | 0 | 0 | 3 | 4 | 0 | 0/0 | 0/0 | 0 | 2/6 | (4) |
| Austin Ledbetter | 4/5 (UCA) | 1.0 | 0 | 0 | 0 | 0 | 1 | 0 | 0/0 | 0/0 | 0 | 2/2 | (0) |
| Zach Morris | 4/16 (LSU) | 2.2 | 2 | 0 | 0 | 0 | 2 | 0 | 1/0 | 11/4 | 0 | 5/8 | (0) |
| Nick Moten | 4/5 (UCA) | 0.0 | 2 | 4 | 4 | 2 | 0 | 0 | 0/0 | 0/0 | 0 | 1/2 | (0) |
| Miller Pleimann | 3/29 (LR) | 2.1 | 4 | 2 | 1 | 0 | 5 | 0 | 1/0 | 5/1 | 0 | 2/3 | (0) |
| Kole Ramage | 4/8 (UF) | 3.0 | 1 | 0 | 0 | 0 | 3 | 0 | 0/0 | 11/6 | 3 | 11/14 | (0) |
| Gabriel Starks | 4/12 (UAPB) | 1.0 | 0 | 0 | 0 | 0 | 3 | 0 | 0/0 | 3/1 | 0 | 5/8 | (1) |
| Evan Taylor | 4/15 (LSU) | 1.1 | 0 | 0 | 0 | 1 | 1 | 0 | 2/0 | 9/0 | 1 | 12/13 | (1) |
| Heston Tole | 4/5 (UCA) | 1.1 | 2 | 0 | 0 | 1 | 2 | 0 | 2/2 | 7/2 | 1 | 2/6 | (1) |
| Elijah Trest | 4/19 (ASU) | 1.2 | 1 | 0 | 0 | 3 | 2 | 0 | 0/0 | 1/1 | 0 | 6/8 | (1) |
| Brady Tygart | 4/16 (LSU) | 1.0 | 0 | 0 | 0 | 1 | 1 | 0 | 0/0 | 4/2 | 5 | 6/11 | (1) |
| Zebulon Vermillion | 4/15 (LSU) | 0.2 | 1 | 0 | 0 | 0 | 0 | 0 | 0/0 | 3/1 | 2 | 5/13 | (3) |

TEAM TOTALS

72/24 11 67/107 (14)

Bulpen Notes: Brady Tygart (4), Kole Ramage (2), Zebulon Vermillion (2), Evan Taylor (1) Heston Tole (1) have each logged multi-inning saves this season ... Ramage punched out six in a four-inning save against Illinois State (Feb. 20) ... Ramage also struck out six in a three-inning save against Indiana (Feb. 25) in the Karbach Round Rock Classic ... Tole's multi-inning save came against Illinois State (Feb. 19), striking out two over 1.1 innings of work ... Vermillion fanned five batters in a three-inning save against Kentucky (March 19) and struck out two in a two-inning save situation at Florida (April 7) ... Four of Tygart's team-leading five saves this season have been of the multi-inning variety: vs. Kentucky (March 20), at Mizzou (March 25), at Mizzou (March 27), vs. #15 LSU (April 14).



Heston Tole was dominant in 12.0 innings of relief work in 2021, fanning 20 batters while walking only two. He finished his true freshman year with a 1-0 record and a 2.25 ERA.



Elijah Trest was selected by the Colorado Rockies in the 19th round of the 2021 MLB Draft, but the right-handed reliever opted to return to the Razorbacks for his senior season.



Zebulon Vermillion owns a 1.72 ERA in 13 appearances with 20 strikeouts over 15.0 innings of relief this season. Opposing batters are hitting .175 against the veteran right-hander.



||| SEASON BESTS

TEAM GAME HIGHS

Team Batting

| | | |
|------------------|----|--|
| At-bats: | 44 | vs. UCA (April 5) |
| Runs scored: | 21 | vs. UCA (April 5) |
| Hits: | 19 | vs. UCA (April 5) |
| RBI: | 20 | vs. UCA (April 5) |
| Doubles: | 4 | (4 times) |
| Triples: | 3 | vs. UCA (April 5) |
| Home runs: | 7 | vs. UCA (April 5) |
| Total bases: | 50 | vs. UCA (April 5) |
| Walks: | 11 | vs. Grambling (March 16) |
| | 11 | vs. Mississippi State (April 1) |
| Strikeouts: | 15 | vs. #6 Stanford (Feb. 27 at Round Rock, Texas) |
| Sac hits: | 4 | vs. Mississippi State (April 3) |
| Sac flies: | 2 | vs. UIC (March 13) |
| | 2 | vs. Grambling (March 15) |
| Stolen bases: | 5 | vs. UAPB (April 12) |
| Hit by pitch: | 4 | vs. Mississippi State (April 2) |
| | 4 | at Florida (April 7) |
| Caught stealing: | 1 | vs. Southeastern (March 5) |
| | 1 | vs. Southeastern (March 5) |
| | 1 | vs. #15 LSU (April 15) |
| Runners LOB: | 16 | vs. Grambling (March 16) |
| Hit into DP: | 2 | (4 times) |

Fielding

| | | |
|---------------|----|--|
| Putouts: | 36 | vs. Mississippi State (April 3) |
| Assists: | 17 | vs. UIC (March 10) |
| Errors: | 2 | vs. #6 Stanford (Feb. 27 at Round Rock, Texas) |
| | 2 | vs. UIC (March 13) |
| | 2 | vs. Mississippi State (April 2) |
| Passed Balls: | 2 | vs. Indiana (Feb. 25 at Round Rock, Texas) |
| | 2 | vs. Little Rock (March 29) |
| DPs turned: | 4 | vs. #6 Stanford (Feb. 27 at Round Rock, Texas) |

Pitching

| | | |
|------------------|------|--|
| Innings pitched: | 12.0 | vs. Mississippi State (April 3) |
| Runs allowed: | 9 | vs. UCA (April 5) |
| | 9 | at Florida (April 9) |
| Earned runs: | 9 | vs. UCA (April 5) |
| | 9 | at Florida (April 9) |
| Walks allowed: | 9 | vs. Arkansas State (April 19) |
| Strikeouts: | 17 | at Mizzou (March 25) |
| Hits allowed: | 15 | at Mizzou (March 25) |
| Doubles allowed: | 4 | vs. Little Rock (March 29) |
| Triples allowed: | 1 | vs. Indiana (Feb. 25 at Round Rock, Texas) |
| | 1 | vs. Mississippi State (April 2) |
| Homers allowed: | 3 | vs. Mississippi State (April 3) |
| Wild pitches: | 4 | at Mizzou (March 26) |
| Hit batters: | 5 | vs. Southeastern (March 4) |

INDIVIDUAL GAME HIGHS

Individual Batting

| | | |
|------------------|----|--|
| At-bats: | 6 | (7 times) |
| Runs scored: | 4 | Dylan Leach vs. UCA (April 5) |
| | 4 | Peyton Stovall vs. UCA (April 5) |
| Hits: | 5 | Dylan Leach vs. UCA (April 5) |
| RBI: | 6 | Cayden Wallace vs. UIC (March 13) |
| | 6 | Brady Slavens vs. UAPB (April 12) |
| Doubles: | 2 | (5 times) |
| Triples: | 1 | (10 times) |
| Home runs: | 2 | (4 times) |
| Total bases: | 14 | Dylan Leach vs. UCA (April 5) |
| Walks: | 4 | Braydon Webb vs. Mississippi State (April 1) |
| Strikeouts: | 4 | Brady Slavens vs. #6 Stanford (Feb. 27 at Round Rock, Texas) |
| | 4 | Peyton Stovall vs. Mississippi State (April 3) |
| Sac hits: | 2 | Zack Gregory vs. Mississippi State (April 3) |
| Sac flies: | 1 | (17 times) |
| Stolen bases: | 2 | Braydon Webb vs. Little Rock (March 27) |
| | 2 | Cayden Wallace vs. UCA (April 5) |
| Hit by pitch: | 2 | Zack Gregory at Mizzou (March 25) |
| | 2 | Peyton Stovall vs. UCA (April 5) |
| Caught stealing: | 1 | Cayden Wallace vs. Southeastern (March 5) |
| | 1 | Jace Bohrofen vs. Southeastern (March 5) |
| | 1 | Robert Moore vs. #15 LSU (April 15) |
| Runners LOB: | 6 | Jalen Battles vs. Southeastern (March 5) |

Fielding

| | | |
|---------------|----|---|
| Putouts: | 17 | Michael Turner at Mizzou (March 25) |
| Assists: | 7 | Jalen Battles vs. Southeastern (March 5) |
| Errors: | 2 | Cayden Wallace vs. #6 Stanford (Feb. 27 at Round Rock, Texas) |
| Passed balls: | 2 | Michael Turner vs. Indiana (Feb. 25 at Round Rock, Texas) |
| | 2 | Dylan Leach vs. Little Rock (March 29) |

Pitching

| | | |
|------------------|-----|--|
| Innings pitched: | 7.1 | Jaxon Wiggins at Mizzou (March 27) |
| Runs allowed: | 7 | Hagen Smith at Florida (April 8) |
| | 7 | Jaxon Wiggins at Florida (April 9) |
| Earned runs: | 7 | Jaxon Wiggins at Florida (April 9) |
| Walks allowed: | 4 | Jaxon Wiggins vs. Southeastern (March 5) |
| | 4 | Jaxon Wiggins vs. UIC (March 13) |
| | 4 | Jaxon Wiggins vs. Kentucky (March 20) |
| Strikeouts: | 11 | Connor Noland vs. UIC (March 10) |
| Hits allowed: | 9 | Jaxon Wiggins at Florida (April 9) |
| | 9 | Jaxon Wiggins vs. #15 LSU (April 16) |
| Doubles allowed: | 3 | Connor Noland vs. UIC (March 10) |
| Triples allowed: | 1 | Connor Noland vs. Indiana (Feb. 25 at Round Rock, Texas) |
| | 1 | Hagen Smith vs. Mississippi State (April 2) |
| Homers allowed: | 2 | (4 times) |
| Wild pitches: | 3 | Kole Ramage at Mizzou (March 26) |
| Hit batters: | 2 | (4 times) |

THE LAST TIME AN ARKANSAS PLAYER...

| | |
|--|---|
| 4 hits in a game..... | Brady Slavens vs. Arkansas State, April 19, 2022 |
| 5 hits in a game..... | Dylan Leach vs. UCA, April 5, 2022 |
| 6 hits in a game..... | Jeremy Jackson vs. Northeastern (Okla.), April 16, 1997 |
| 2 hits in an inning..... | Casey Opitz vs. Eastern Illinois, Feb. 16, 2019 |
| 2 doubles in a game..... | Cayden Wallace vs. #15 LSU, April 15, 2022 |
| 3 doubles in a game..... | Trevor Ezell vs. TCU (NCAA Regional), June 1, 2019 |
| 4 doubles in a game..... | Rodney Nye vs. Louisiana Tech, March 31, 1998 |
| 2 triples in a game..... | Jax Biggers vs. Auburn (SEC Tournament), May 25, 2017 |
| Led off a game with a HR..... | Matt Goodheart vs. #19 Nebraska (NCAA Regional), June 5, 2021 |
| 2 home runs in a game..... | Brady Slavens vs. UAPB [DH-1], April 12, 2022 |
| 3 home runs in a game..... | Chad Spanberger vs. Auburn (SEC Tournament), May 26, 2017 |
| Grand slam..... | Braydon Webb vs. Grambling, March 15, 2022 |
| Grand slam in consecutive games..... | Cayden Wallace vs. UIC, March 12-13, 2022 |
| HR in consecutive at-bats..... | Dylan Leach vs. UCA, April 5, 2022 |
| HR in 3 straight games..... | Braydon Webb vs. Mississippi State, vs. UCA, at Florida, April 3-7, 2022 |
| HR in 4 straight games..... | Matt Goodheart vs. UAPB & Texas A&M, April 14-18, 2021 |
| HR in 5 straight games..... | Aaron Murphree vs. OSU, So. Dakota St. & Siena, March 2-8, 2008 |
| HR in 6 straight games..... | Aaron Murphree vs. OSU, So. Dakota St. & Siena, March 2-9, 2008 |
| Pinch-hit home run..... | Charlie Welch vs. #19 Nebraska (NCAA Regional), June 7, 2021 |
| Inside-the-park home run..... | Casey Martin vs. Kentucky, May 3, 2019 |
| Back-to-back home runs..... | Chris Lanzilli & Brady Slavens vs. UIC, March 12, 2022 |
| Walk-off home run..... | Braydon Webb vs. Grambling, March 15, 2022 (run-rule) |
| Hit a home run from both sides of the plate in a game..... | Dylan Leach vs. UCA, April 5, 2022 |
| Hit for the cycle..... | Dylan Leach vs. UCA, April 5, 2022 |
| 4 runs in a game..... | Dylan Leach & Peyton Stovall vs. UCA, April 5, 2022 |
| 5 runs in a game..... | Robert Moore vs. #16 NC State (NCAA Super Regional), June 11, 2021 |
| 6 runs in a game..... | Trevor Ezell vs. Grambling, April 30, 2019 |
| 4 RBI in a game..... | Brady Slavens vs. Arkansas State, April 19, 2022 |
| 5 RBI in a game..... | Dylan Leach vs. UCA, April 5, 2022 |
| 6 RBI in a game..... | Brady Slavens vs. UAPB [DH-1], April 12, 2022 |
| 7 RBI in a game..... | Chad Spanberger vs. Auburn (SEC Tournament), May 25, 2017 |
| 8 RBI in a game..... | Rodney Nye vs. ORU, April 14, 1999 |
| 9 RBI in a game..... | Ryan Lundquist vs. Central Missouri St., March 4, 1997 |
| 2 stolen bases in a game..... | Cayden Wallace vs. UCA, April 5, 2022 |
| 3 stolen bases in a game..... | Andrew Benintendi vs. Stephen F. Austin, April 15, 2015 |
| 4 stolen bases in a game..... | Logan Forsythe vs. Ole Miss, May 19, 2007 |
| Stole home..... | Bobby Wernes vs. Ole Miss, March 28, 2015 |
| 2 errors in a game..... | Matt Goodheart vs. UA Pine Bluff, April 14, 2021 |
| 3 errors in a game..... | Bobby Wernes at LSU, April 12, 2014 |
| 4 errors in a game..... | Chris Shaddy vs. TCU, April 27, 1980 |
| 9-inning no-hitter..... | Scott Roehl vs. Kansas St., March 20, 2001 |
| 9-inning combined no-hitter..... | Nick Schmidt (6.0 IP), Brian McLelland (1.0 IP) & Devin Collis (2.0 IP) vs. Oklahoma State, February 12, 2006 |
| 7-inning combined no-hitter..... | D. Taccolini (2.0 IP), M. Cronin (3.0 IP) & J. Alberius (2.0 IP) vs. Auburn (SEC Tournament), May 25, 2017 |
| 1-hitter..... | Trevor Stephan (7.0 IP) at Tennessee, May 6, 2017 |
| 9-inning combined 1-hitter..... | P. Wicklander (5.0 IP), K. Ramage (1.0 IP), J. Kostyshock (1.0 IP), K. Kopps (1.0 IP) & M. Cronin (1.0 IP) vs. Western Illinois, March 12, 2019 |
| 7-inning combined 1-hitter..... | Kole Ramage (3.0 IP), Elijah Trest (2.0 IP), Issac Bracken (2.0 IP) vs. UAPB [DH-1], April 12, 2022 |
| 2-hitter..... | Kacey Murphy vs. Florida (SEC Tournament), May 27, 2017 |
| 2-hitter combined..... | M. Adamiak (4.0 IP), E. Trest (1.0 IP), Z. Vermillion (1.0 IP), G. Starks (2.0 IP) vs. Grambling, March 15, 2022 |
| 3-hitter..... | Ryne Stanek (9.0 IP) at #6 South Carolina, March 23, 2013 |
| 3-hitter combined..... | Hagen Smith (7.0 IP), Zebulon Vermillion (0.2 IP), Evan Taylor (1.1 IP) vs. #15 LSU, April 15, 2022 |
| Complete game..... | Kacey Murphy vs. Florida (SEC Tournament), May 27, 2017 |
| Complete-game shutout..... | Kacey Murphy vs. Florida (SEC Tournament), May 27, 2017 |
| 10-inning or more start..... | Dominic Taccolini at #12 Kentucky (10 innings), April 22, 2016 |
| Had 10 strikeouts..... | Connor Noland vs. Indiana (Round Rock Classic), Feb. 25, 2022 |
| Had 11 strikeouts..... | Connor Noland vs. UIC [DH-1], March 10, 2022 |
| Had 12 strikeouts..... | Trevor Stephan vs. Oral Roberts (NCAA Regional), June 2, 2017 |
| Had 13 strikeouts..... | Isaiah Campbell vs. Stony Brook, March 1, 2019 |
| Had 14 strikeouts..... | David Walling vs. South Carolina, May 16, 1999 |
| Had 15 strikeouts..... | Nick Schmidt vs. Auburn, May 18, 2006 |
| Had 16 strikeouts..... | David Walling vs. Eastern Illinois, Feb. 20, 1998 |
| Had 17 strikeouts..... | Jess Todd vs. South Carolina (SEC Tournament), May 24, 2007 |



THE LAST TIME AN ARKANSAS TEAM...

| | |
|---|---|
| Scored 10 runs | vs. Arkansas State, April 20, 2022 |
| Scored 11 runs | vs. Southeastern (DH-2), March 5, 2022 |
| Scored 12 runs | vs. Mississippi State, April 2, 2022 |
| Scored 13 runs | vs. Grambling, March 16, 2022 |
| Scored 14 runs | vs. Grambling, March 15, 2022 |
| Scored 15 runs | vs. UAPB (DH-1), April 12, 2022 |
| Scored 16 runs | vs. Little Rock, March 29, 2022 |
| Scored 17 runs | at LSU (DH-1), May 1, 2021 |
| Scored 18 runs | at #3 Ole Miss, April 11, 2021 |
| Scored 19 runs | vs. Northwestern State, April 23, 2019 |
| Scored 20 runs | vs. Mississippi Valley State, Feb. 24, 2016 |
| Scored 21 runs | vs. UCA, April 5, 2022 |
| Scored 22 runs | vs. Louisiana Tech, Feb. 14, 2004 |
| Scored 23 runs | Never |
| Scored 24 runs | Missouri Southern, Feb. 11, 1998 |
| Scored 25 runs | Missouri Southern, Feb. 4, 2001 |
| Scored 26 runs | vs. UA Pine Bluff, April 14, 2021 |
| Scored 27 runs | Never |
| Scored 28 runs | vs. Wisconsin-Milwaukee (2), Feb. 18, 2007 |
| Scored 29 runs | Morningside, April 6, 1968 |
| Scored 30 runs | at South Carolina, March 30, 1997 |
| Scored 31-32 runs | 32 vs. Bucknell, Feb. 17, 2018 |
| Scored 33 + runs | 33 vs. Southwest Baptist, March 21, 1984 |
| Had 13 hits | vs. UIC, March 13, 2022 |
| Had 14 hits | vs. Grambling, March 16, 2022 |
| Had 15 hits | vs. UAPB (DH-1), April 12, 2022 |
| Had 16 hits | vs. #18 Tennessee, April 26, 2019 |
| Had 17 hits | vs. #16 NC State (NCAA Super Regional), June 11, 2021 |
| Had 18 hits | vs. South Alabama, March 7, 2020 |
| Had 19 hits | vs. UCA, April 5, 2022 |
| Had 20 hits | vs. Dayton, Feb. 28, 2018 |
| Had 21 hits | Kentucky, April 28, 2001 |
| Had 22 hits | at #6 Vanderbilt, April 14, 2019 |
| Had 23 hits | Centenary, March 31, 1999 |
| Had 24 hits | Georgia, March 17, 2001 |
| Had 25 hits | at Centenary, March 23, 2005 |
| Had 26-29 hits | 28 at South Carolina, March 30, 1997 |
| Had 30 hits | vs. Saint Louis, April 7, 2010 |
| Had 31+ hits | 32 vs. Southwest Baptist, March 21, 1984 |
| Hit four home runs in a game | 4 - Zack Gregory (1), Chris Lanzilli (1), Robert Moore (1), Brady Slavens (1) vs. Mississippi State, April 2, 2022 |
| Hit five home runs in a game | 5 - Jalen Battles (1), Christian Franklin (1), Cullen Smith (1), Cayden Wallace (1), Braydon Webb (1) vs. NJIT (NCAA Regional), June 4, 2021 |
| Hit seven home runs in a game | 7 - Jace Bohrofen (2), Dylan Leach (2), Jalen Battles (1), Peyton Stovall (1), Braydon Webb (1) vs. UCA, April 5, 2022 |
| Hit eight or more home runs in a game | 8 - Matt Goodheart (2), Brady Slavens (2), Cullen Smith (2), Charlie Welch (2) vs. UAPB, April 14, 2021 |
| Hit a grand slam in three consecutive games | vs. UIC (March 12-13, 2022), vs. Grambling (March 15, 2022) |
| 3 errors in a game | vs. #19 Nebraska (NCAA Regional), June 6, 2021 |
| 4 errors in a game | vs. UA Pine Bluff, April 14, 2021 |
| 5 errors in a game | vs. South Carolina (SEC Tournament), May 23, 2018 |
| 6 errors in a game | vs. Eastern Illinois, March 5, 2016 |
| 7 errors in a game | vs. LA Tech, March 20, 2001 |
| Threw back-to-back shutouts | vs. UAPB (15-0, 6-0), April 12, 2022 |
| Most consecutive shutouts thrown | 4, vs. Wisconsin, March 15-16, 1980 |
| Was shutout | vs. #6 Stanford (Round Rock Classic), Feb. 27, 2022 |
| Was shutout in back-to-back games | vs. LSU (7-0, 6-0), April 23-24, 2005 |
| Held to 1 hit | vs. Missouri State, May 17, 2016 |
| Held to 2 hits | at Louisiana Tech, March 14, 2021 |
| Held to 3 hits | vs. #6 Stanford (Round Rock Classic), Feb. 27, 2022 |
| Did not strikeout | vs. Eastern Illinois, Feb. 16, 2019 |
| Swept an SEC home weekend series | vs. #15 LSU, April 14-16, 2022 |
| Swept an SEC road weekend series | at #2 Mississippi State, March 26-28, 2021 |
| Was swept in an SEC home weekend series | vs. Alabama, May 13-15, 2016 |
| Was swept in an SEC road weekend series | at Mississippi State, April 20-21, 2018 |
| Swept a non-conference home weekend series | vs. UIC, March 10-13, 2022 |
| Swept a non-conference road weekend series | at Northwestern State, Feb. 16-18, 1996 |
| Was swept in a non-conference home weekend series | vs. Long Beach State, Feb. 25-27, 2000 |
| Was swept in a non-conference road weekend series | at UNLV, March 19-21, 1994 |
| Won an SEC home weekend series | vs. #15 LSU, April 14-16, 2022 |
| Won an SEC road weekend series | at Mizzou, March 25-27, 2022 |
| Won a non-conference home weekend series | vs. UIC, March 10-13, 2022 |
| Won a non-conference road weekend series | at Louisiana Tech, March 12-14, 2021 |
| Lost a non-conference home weekend series | vs. South Alabama, Feb. 28-March 1, 2014 |
| Lost a non-conference road weekend series | at Texas A&M, Feb. 27-29, 2004 |
| Lost a midweek game | vs. Oklahoma, March 16, 2021 |
| Shut out an opponent at home | vs. #15 LSU (4-0), April 15, 2022 |
| Shut out an opponent on the road | at #15 Auburn (8-0), April 6, 2019 |
| Shut out an SEC opponent at home | vs. #15 LSU (4-0), April 15, 2022 |
| Shut out an SEC opponent on the road | at #15 Auburn (8-0), April 6, 2019 |

RECORD RUNDOWN

| | |
|--|-------|
| Overall..... | 29-7 |
| vs. top-5 teams..... | 0-0 |
| vs. top-10 teams..... | 0-1 |
| vs. top-25 teams..... | 3-1 |
| vs. unranked teams..... | 26-6 |
| At home..... | 24-3 |
| On the road..... | 3-3 |
| At neutral sites..... | 2-1 |
| In day games..... | 16-6 |
| In night games..... | 13-1 |
| In extra innings..... | 0-1 |
| vs. teams over .500..... | 13-5 |
| vs. teams .500 or worse..... | 16-1 |
| vs. right-handed starter..... | 23-5 |
| vs. left-handed starter..... | 6-2 |
| When starter receives decision..... | 20-3 |
| When reliever receives decision..... | 9-4 |
| When starter goes 5+ innings..... | 19-4 |
| When starter goes less than 5 innings..... | 10-3 |
| When scoring first..... | 20-1 |
| When opponent scores first..... | 9-6 |
| When leading after 6 innings..... | 23-1 |
| When trailing after 6 innings..... | 4-4 |
| When tied after 6 innings..... | 2-2 |
| When leading after 7 innings..... | 23-0 |
| When trailing after 7 innings..... | 3-6 |
| When tied after 7 innings..... | 1-1 |
| When leading after 8 innings..... | 24-0 |
| When trailing after 8 innings..... | 0-6 |
| When tied after 8 innings..... | 0-1 |
| In one-run games..... | 2-1 |
| In two-run games..... | 7-3 |
| In five-run or more games..... | 15-2 |
| Weekend series W-L-T..... | 7-1-0 |
| Series sweeps/times swept..... | 2/0 |
| When scoring 10+ runs..... | 12-0 |
| Shutouts/times shut out..... | 3/1 |
| When opponent scores 5 runs or less..... | 26-3 |
| When opponent scores 6 runs or more..... | 3-4 |
| When collecting 0-3 hits..... | 0-1 |
| When collecting 4-6 hits..... | 6-2 |
| When collecting 7-9 hits..... | 11-3 |
| When collecting 10-12 hits..... | 3-1 |
| When collecting 13+ hits..... | 9-0 |
| When out-hitting opponent..... | 24-1 |
| When out-hit by opponent..... | 4-6 |
| When hits are equal..... | 1-0 |
| When hitting a home run..... | 21-3 |
| When opponent hits a home run..... | 13-4 |
| When errorless..... | 17-3 |
| When committing one error..... | 10-3 |
| When committing 2 errors..... | 2-1 |
| When committing 3+ errors..... | 0-0 |
| When opponent is errorless..... | 4-2 |
| vs. SEC opponents..... | 11-4 |
| vs. SEC East opponents..... | 6-3 |
| vs. SEC West opponents..... | 5-1 |
| vs. non-conf. opponents..... | 18-3 |
| In midweek games..... | 8-0 |
| Game 1 of weekend series..... | 6-2 |
| Game 2 of weekend series..... | 6-2 |
| Game 3 of weekend series..... | 6-2 |
| Game 4 of weekend series..... | 1-0 |
| In February..... | 4-2 |
| In March..... | 15-2 |
| In April..... | 10-3 |
| In May..... | 0-0 |
| In June..... | 0-0 |

MULTI-HIT GAMES

| Name | 2 | 3 | 4 | 5+ | Total |
|----------------|-----------|-----------|----------|----------|-----------|
| Cayden Wallace | 8 | 3 | 1 | - | 12 |
| Jalen Battles | 10 | 1 | - | - | 11 |
| Michael Turner | 6 | 4 | 1 | - | 11 |
| Chris Lanzilli | 9 | 1 | - | - | 10 |
| Robert Moore | 7 | 2 | - | - | 9 |
| Brady Slavens | 5 | 2 | 2 | - | 9 |
| Peyton Stovall | 7 | 2 | - | - | 9 |
| Braydon Webb | 6 | 2 | - | - | 8 |
| Zack Gregory | 3 | - | - | - | 3 |
| Jace Bohrofen | 2 | 1 | - | - | 3 |
| Dylan Leach | 1 | - | - | 1 | 2 |
| Kendall Diggs | 1 | - | - | - | 1 |
| Drake Varnado | 1 | - | - | - | 1 |
| TEAM | 66 | 18 | 4 | 1 | 89 |

CAREER MULTI-HIT GAMES

| Name | 2018 | 2019 | 2020 | 2021 | 2022 | Total |
|----------------|------|------|------|------|------|-------|
| Chris Lanzilli | 10 | 29 | 6 | 16 | 10 | 71 |
| Michael Turner | 8 | 14 | 2 | 10 | 11 | 45 |
| Brady Slavens | - | 8 | - | 18 | 9 | 35 |
| Robert Moore | - | - | 6 | 18 | 9 | 33 |
| Cayden Wallace | - | - | - | 17 | 12 | 29 |
| Jalen Battles | - | - | - | 14 | 11 | 25 |
| Braydon Webb | - | - | 5 | 1 | 8 | 14 |
| Jace Bohrofen | - | - | 7 | - | 3 | 10 |
| Peyton Stovall | - | - | - | - | 9 | 9 |
| Zack Gregory | - | - | 1 | 4 | 3 | 8 |
| Dylan Leach | - | - | - | 1 | 2 | 3 |
| Kendall Diggs | - | - | - | - | 1 | 1 |
| Drake Varnado | - | - | - | - | 1 | 1 |

MULTI-RBI GAMES

| Name | 2 | 3 | 4 | 5+ | Total |
|----------------|-----------|-----------|----------|----------|-----------|
| Brady Slavens | 2 | 6 | 1 | 1 | 10 |
| Robert Moore | 6 | 3 | - | - | 9 |
| Michael Turner | 4 | 5 | - | - | 9 |
| Cayden Wallace | 3 | 2 | 2 | 1 | 8 |
| Braydon Webb | 5 | - | 2 | - | 7 |
| Jalen Battles | 3 | 2 | - | - | 5 |
| Chris Lanzilli | 1 | 3 | - | - | 4 |
| Peyton Stovall | 4 | - | - | - | 4 |
| Zack Gregory | 1 | - | 1 | - | 2 |
| Jace Bohrofen | - | 1 | - | 1 | 2 |
| Dylan Leach | 1 | - | - | 1 | 2 |
| Kendall Diggs | 1 | - | 1 | - | 2 |
| Drake Varnado | 1 | - | - | - | 1 |
| TEAM | 32 | 22 | 7 | 4 | 65 |

HITTING STREAKS

| Name | Longest | Current |
|----------------|---------|---------|
| Cayden Wallace | 12 | - |
| Chris Lanzilli | 12 | 3 |
| Peyton Stovall | 11 | - |
| Jalen Battles | 10 | 2 |
| Michael Turner | 7 | 4 |
| Braydon Webb | 6 | - |
| Zack Gregory | 5 | - |
| Brady Slavens | 5 | 2 |
| Robert Moore | 3 | 1 |
| Jace Bohrofen | 3 | 2 |
| Max Soliz Jr. | 2 | - |
| Drake Varnado | 2 | - |
| Kendall Diggs | 2 | - |
| Dylan Leach | 2 | - |

REACHED BASE STREAKS

| Name | Longest | Current |
|----------------|---------|---------|
| Chris Lanzilli | 27 | 6 |
| Robert Moore | 25 | 25 |
| Zack Gregory | 22 | 6 |
| Braydon Webb | 18 | 1 |
| Peyton Stovall | 17 | 2 |
| Cayden Wallace | 16 | - |
| Jalen Battles | 16 | 2 |
| Michael Turner | 13 | 13 |
| Brady Slavens | 6 | 6 |
| Jace Bohrofen | 4 | 2 |
| Kendall Diggs | 4 | - |
| Dylan Leach | 4 | 4 |
| Max Soliz Jr. | 3 | - |
| Drake Varnado | 2 | - |

CAREER HOME RUNS

| Name | Solo | 2R | 3R | GS | Total |
|----------------|------|----|----|----|-------|
| Chris Lanzilli | 25 | 13 | 6 | 3 | 47 |
| Brady Slavens | 7 | 9 | 6 | 1 | 23 |
| Robert Moore | 11 | 9 | 2 | - | 22 |
| Cayden Wallace | 9 | 3 | 4 | 3 | 19 |
| Michael Turner | 6 | 8 | - | 2 | 16 |
| Braydon Webb | 9 | 5 | - | 2 | 16 |
| Jalen Battles | 6 | 5 | 1 | - | 12 |
| Zack Gregory | 7 | - | 1 | - | 8 |
| Jace Bohrofen | 2 | 1 | 1 | - | 4 |
| Dylan Leach | 2 | 1 | - | - | 3 |
| Peyton Stovall | 1 | 2 | - | - | 3 |
| Kendall Diggs | - | - | 1 | - | 1 |

HOME RUN BREAKDOWN

| | |
|---|----|
| Total..... | 55 |
| at Baum-Walker Stadium..... | 49 |
| on the Road..... | 5 |
| Neutral Site..... | 1 |
| vs. RHP..... | 42 |
| vs. LHP..... | 13 |
| w/ 0 Outs..... | 21 |
| w/ 1 Out..... | 17 |
| w/ 2 Outs..... | 17 |
| Solo..... | 28 |
| Two-Run..... | 17 |
| Three-Run..... | 5 |
| Grand Slam..... | 5 |
| Leadoff..... | 10 |
| Back-To-Back..... | 3 |
| Pinch-Hit..... | 0 |
| Walk-Off..... | 2 |
| Before 7th Inning..... | 38 |
| 7th Inning and Beyond..... | 17 |
| Opponent Total..... | 22 |
| Last HR Given Up..... | 3R |
| Longest Stretch Without HR Allowed..... | 6 |
| Current Streak of No HR Allowed..... | 6 |

COMEBACKS

defined as any win when trailing after an inning

| Date / Opponent | Score (Inn.) | Final |
|-----------------------------|--------------|---------|
| Feb. 20 / Illinois State | 0-1 (2) | W, 4-2 |
| Feb. 27 / vs. Louisiana | 1-3 (3) | W, 6-4 |
| March 10 / UIC [DH-2] | 1-4 (7) | W, 5-4 |
| March 15 / Grambling | 0-1 (1) | W, 14-1 |
| March 27 / at Mizzou | 0-2 (3) | W, 6-4 |
| March 29 / Little Rock | 0-5 (2) | W, 16-8 |
| April 2 / Mississippi State | 0-1 (1) | W, 12-5 |
| April 5 / UCA | 1-3 (1) | W, 21-9 |
| April 14 / #15 LSU | 2-3 (6) | W, 5-4 |
| April 16 / #15 LSU | 0-1 (4) | W, 6-2 |

BLOWN LEADS

defined as any loss when leading after an inning

| Date/Opponent | Score (Inn.) | Final |
|------------------------|--------------|--------|
| March 4 / Southeastern | 1-0 (5) | L, 7-3 |
| March 6 / at Mizzou | 4-3 (6) | L, 7-5 |



HOME RUN CHART

| No. | Player | Game | Date | Opponent | Pitcher | On Base | Inning | Outs | Count | Score | Final |
|-----|----------------------|------|----------|---------------------|----------------------|---------|--------|------|-------|-------|---------|
| 1 | Jalen Battles (1)* | 1 | Feb. 18 | Illinois State | RHP Colin Wyman | 0 | 5th | 0 | 2-1 | 0-2 | L, 3-2 |
| 2 | Zack Gregory (1) | 1 | Feb. 18 | Illinois State | RHP Colin Wyman | 0 | 5th | 1 | 1-1 | 1-2 | L, 3-2 |
| 3 | Robert Moore (1) | 2 | Feb. 19 | Illinois State | LHP Sean Sinisko | 0 | 2nd | 1 | 0-1 | 0-0 | W, 5-1 |
| 4 | Jalen Battles (2) | 6 | Feb. 27 | vs. Louisiana | RHP Drew Shifflet | 2 | 9th | 1 | 1-0 | 2-3 | W, 6-4 |
| 5 | Brady Slavens (1) | 7 | March 2 | Omaha | RHP Jackson Gordon | 0 | 4th | 1 | 0-1 | 1-2 | W, 15-3 |
| 6 | Michael Turner (1) | 7 | March 2 | Omaha | RHP Brady Posch | 1 | 5th | 0 | 1-0 | 6-2 | W, 15-3 |
| 7 | Peyton Stovall (1) | 7 | March 2 | Omaha | RHP Brady Posch | 1 | 5th | 0 | 0-0 | 8-2 | W, 15-3 |
| 8 | Michael Turner (2) | 9 | March 5 | Southeastern [DH-1] | RHP Trey Harrington | 1 | 7th | 1 | 1-1 | 2-2 | W, 4-2 |
| 9 | Jalen Battles (3) | 11 | March 10 | UIC [DH-1] | RHP Zak Gould | 1 | 6th | 1 | 3-2 | 5-0 | W, 12-4 |
| 10 | Brady Slavens (2) * | 11 | March 10 | UIC [DH-1] | RHP Alec Schuldt | 0 | 8th | 0 | 0-0 | 8-3 | W, 12-4 |
| 11 | Cayden Wallace (1) | 11 | March 10 | UIC [DH-1] | RHP Alec Schuldt | 2 | 8th | 2 | 0-0 | 9-3 | W, 12-4 |
| 12 | Chris Lanzilli (1) ^ | 13 | March 12 | UIC | RHP Cristian Lopez | 2 | 3rd | 2 | 2-1 | 0-0 | W, 10-1 |
| 13 | Brady Slavens (3) ^ | 13 | March 12 | UIC | RHP Cristian Lopez | 0 | 3rd | 2 | 0-1 | 3-0 | W, 10-1 |
| 14 | Cayden Wallace (2) | 13 | March 12 | UIC | RHP Peter Newton | 3 | 6th | 0 | 2-0 | 4-1 | W, 10-1 |
| 15 | Michael Turner (3) | 13 | March 12 | UIC | RHP Peter Newton | 0 | 6th | 1 | 2-2 | 8-1 | W, 10-1 |
| 16 | Cayden Wallace (3) | 14 | March 13 | UIC | RHP Matt Zahora | 3 | 8th | 2 | 0-0 | 4-6 | W, 10-8 |
| 17 | Chris Lanzilli (2) ! | 14 | March 13 | UIC | RHP Tanner Shears | 1 | 9th | 0 | 1-2 | 8-8 | W, 10-8 |
| 18 | Michael Turner (4) | 15 | March 15 | Grambling | RHP Roy Peguero | 1 | 5th | 0 | 1-0 | 3-1 | W, 14-1 |
| 19 | Braydon Webb (1) ! | 15 | March 15 | Grambling | LHP Matthew Boulton | 3 | 8th | 1 | 1-0 | 10-1 | W, 14-1 |
| 20 | Robert Moore (2) | 17 | March 18 | Kentucky | RHP Wyatt Hudepohl | 0 | 7th | 1 | 1-1 | 5-1 | W, 6-2 |
| 21 | Braydon Webb (2) | 18 | March 19 | Kentucky | LHP Magdiel Cotto | 0 | 2nd | 1 | 2-0 | 2-2 | W, 9-3 |
| 22 | Peyton Stovall (2) | 18 | March 19 | Kentucky | RHP Ryan Hagenow | 1 | 2nd | 2 | 1-2 | 3-2 | W, 9-3 |
| 23 | Braydon Webb (3) | 19 | March 20 | Kentucky | LHP Tyler Bosma | 1 | 3rd | 0 | 1-1 | 0-0 | W, 3-1 |
| 24 | Braydon Webb (4) | 20 | March 25 | at Mizzou | LHP Nathan Landry | 1 | 8th | 0 | 2-2 | 5-5 | W, 7-5 |
| 25 | Cayden Wallace (4) * | 23 | March 29 | Little Rock | RHP Jacob Weatherley | 0 | 5th | 0 | 2-2 | 2-7 | W, 16-8 |
| 26 | Kendall Diggs (1) | 23 | March 29 | Little Rock | RHP Reese Lansville | 2 | 8th | 0 | 0-1 | 11-7 | W, 16-8 |
| 27 | Braydon Webb (5) | 23 | March 29 | Little Rock | RHP Reese Lansville | 1 | 8th | 2 | 0-1 | 14-7 | W, 16-8 |
| 28 | Jalen Battles (4) | 24 | April 1 | Mississippi State | RHP Preston Johnson | 1 | 2nd | 1 | 0-0 | 0-0 | W, 8-1 |
| 29 | Jalen Battles (5) | 24 | April 1 | Mississippi State | RHP Preston Johnson | 0 | 3rd | 1 | 0-2 | 6-0 | W, 8-1 |
| 30 | Brady Slavens (4) | 25 | April 2 | Mississippi State | LHP Cam Tullar | 1 | 3rd | 2 | 0-1 | 4-1 | W, 12-5 |
| 31 | Chris Lanzilli (3) ^ | 25 | April 2 | Mississippi State | LHP Cam Tullar | 0 | 4th | 1 | 0-0 | 8-1 | W, 12-5 |
| 32 | Robert Moore (3) ^ | 25 | April 2 | Mississippi State | LHP Cam Tullar | 0 | 4th | 1 | 1-1 | 9-1 | W, 12-5 |
| 33 | Zack Gregory (2) * | 25 | April 2 | Mississippi State | RHP KC Hunt | 0 | 5th | 0 | 2-1 | 10-3 | W, 12-5 |
| 34 | Zack Gregory (3) * | 26 | April 3 | Mississippi State | RHP Cade Smith | 0 | 3rd | 0 | 3-2 | 0-2 | L, 5-3 |
| 35 | Braydon Webb (6) | 26 | April 3 | Mississippi State | RHP Cade Smith | 0 | 4th | 1 | 1-1 | 1-3 | L, 5-3 |
| 36 | Braydon Webb (7) | 27 | April 5 | UCA | LHP Dillon Janak | 3 | 3rd | 1 | 0-0 | 7-5 | W, 21-9 |
| 37 | Jace Bohrofen (1) | 27 | April 5 | UCA | RHP Tyler Navarro | 0 | 4th | 0 | 3-2 | 11-5 | W, 21-9 |
| 38 | Peyton Stovall (3) | 27 | April 5 | UCA | RHP Tyler Navarro | 0 | 4th | 2 | 0-2 | 12-5 | W, 21-9 |
| 39 | Dylan Leach (1) | 27 | April 5 | UCA | RHP Spencer Nelson | 1 | 6th | 1 | 2-1 | 14-5 | W, 21-9 |
| 40 | Jalen Battles (6) * | 27 | April 5 | UCA | LHP Brady Walker | 0 | 7th | 0 | 2-0 | 18-9 | W, 21-9 |
| 41 | Dylan Leach (2) | 27 | April 5 | UCA | LHP Brady Walker | 0 | 7th | 2 | 2-1 | 19-9 | W, 21-9 |
| 42 | Jace Bohrofen (2) | 27 | April 5 | UCA | LHP Jack Haley | 0 | 8th | 2 | 1-0 | 20-9 | W, 21-9 |
| 43 | Chris Lanzilli (4) * | 28 | April 7 | at Florida | LHP Hunter Barco | 0 | 6th | 0 | 1-1 | 2-0 | W, 8-1 |
| 44 | Cayden Wallace (5) ^ | 28 | April 7 | at Florida | RHP Nick Ficarrotta | 0 | 9th | 0 | 0-0 | 3-0 | W, 8-1 |
| 45 | Braydon Webb (8) ^ | 28 | April 7 | at Florida | RHP Nick Ficarrotta | 0 | 9th | 0 | 1-0 | 4-0 | W, 8-1 |
| 46 | Zack Gregory (4) | 30 | April 9 | at Florida | RHP Ryan Slater | 0 | 8th | 1 | 2-1 | 6-7 | L, 9-7 |
| 47 | Brady Slavens (5) | 31 | April 12 | UAPB [DH-1] | RHP Damon Elarton | 1 | 2nd | 2 | 2-2 | 2-0 | W, 15-0 |
| 48 | Brady Slavens (6) | 31 | April 12 | UAPB [DH-1] | RHP Brian Moorman | 2 | 4th | 2 | 0-0 | 10-0 | W, 15-0 |
| 49 | Braydon Webb (9) * | 31 | April 12 | UAPB [DH-1] | RHP Andre Greene | 0 | 5th | 0 | 3-2 | 13-0 | W, 15-0 |
| 50 | Zack Gregory (5) * | 34 | April 15 | #15 LSU | RHP Blake Money | 0 | 3rd | 0 | 1-0 | 0-0 | W, 4-0 |
| 51 | Michael Turner (5) | 34 | April 15 | #15 LSU | RHP Blake Money | 1 | 3rd | 2 | 1-0 | 1-0 | W, 4-0 |
| 52 | Chris Lanzilli (5) | 34 | April 15 | #15 LSU | RHP Blake Money | 0 | 5th | 2 | 0-0 | 3-0 | W, 4-0 |
| 53 | Brady Slavens (7) | 35 | April 16 | #15 LSU | RHP Paul Gervase | 1 | 7th | 2 | 1-0 | 4-2 | W, 6-2 |
| 54 | Robert Moore (4) | 36 | April 19 | Arkansas State | RHP Carter Holt | 1 | 1st | 2 | 2-2 | 0-0 | W, 10-1 |
| 55 | Brady Slavens (8) | 36 | April 19 | Arkansas State | RHP Treshon Paschal | 3 | 7th | 2 | 2-2 | 6-1 | W, 10-1 |

* - indicates leadoff home run | ^ - indicates back-to-back home run | ! - indicates walk-off home run | + - indicates pinch-hit home run



STARTERS GAME-BY-GAME

| Opponent | W-L | IP | H | R | ER | BB | K |
|-------------------|-----|-----|---|---|----|----|----|
| Illinois State | -- | 5.0 | 5 | 2 | 2 | 2 | 5 |
| Illinois State | W | 6.0 | 5 | 0 | 0 | 1 | 5 |
| Illinois State | W | 5.0 | 5 | 1 | 1 | 2 | 5 |
| vs. Indiana | W | 6.0 | 5 | 1 | 1 | 2 | 10 |
| vs. #6 Stanford | L | 2.1 | 6 | 3 | 3 | 2 | 3 |
| vs. Louisiana | W | 6.0 | 3 | 3 | 3 | 2 | 4 |
| Omaha | -- | 2.2 | 4 | 1 | 1 | 0 | 0 |
| Southeastern | L | 5.1 | 7 | 3 | 3 | 0 | 5 |
| Southeastern | W | 7.0 | 2 | 2 | 2 | 3 | 9 |
| Southeastern | W | 6.1 | 2 | 1 | 1 | 4 | 7 |
| UIC | W | 6.2 | 4 | 3 | 3 | 2 | 11 |
| UIC | -- | 3.0 | 2 | 1 | 1 | 1 | 3 |
| UIC | W | 5.0 | 4 | 1 | 1 | 3 | 8 |
| UIC | -- | 3.1 | 1 | 5 | 5 | 4 | 5 |
| Grambling | W | 4.0 | 2 | 1 | 1 | 1 | 6 |
| Grambling | -- | 2.1 | 5 | 3 | 3 | 0 | 1 |
| Kentucky | W | 6.1 | 6 | 1 | 1 | 2 | 7 |
| Kentucky | W | 6.0 | 5 | 3 | 3 | 3 | 7 |
| Kentucky | W | 6.0 | 4 | 0 | 0 | 4 | 8 |
| at Mizzou | -- | 5.0 | 7 | 3 | 3 | 1 | 9 |
| at Mizzou | -- | 5.0 | 6 | 3 | 3 | 3 | 5 |
| at Mizzou | W | 7.1 | 4 | 4 | 4 | 3 | 8 |
| Little Rock | -- | 0.2 | 3 | 4 | 4 | 2 | 1 |
| Mississippi State | W | 7.0 | 4 | 1 | 1 | 0 | 6 |
| Mississippi State | W | 6.0 | 3 | 3 | 3 | 3 | 7 |
| Mississippi State | -- | 5.0 | 4 | 2 | 2 | 1 | 5 |
| UCA | -- | 0.1 | 4 | 3 | 3 | 0 | 1 |
| at Florida | W | 7.0 | 1 | 0 | 0 | 1 | 7 |
| at Florida | L | 4.1 | 7 | 7 | 6 | 2 | 1 |
| at Florida | -- | 4.0 | 9 | 7 | 7 | 2 | 5 |
| UAPB | W | 3.0 | 0 | 0 | 0 | 0 | 5 |
| UAPB | W | 4.0 | 1 | 0 | 0 | 1 | 4 |
| LSU | -- | 6.0 | 4 | 3 | 3 | 1 | 7 |
| LSU | W | 7.0 | 2 | 0 | 0 | 1 | 7 |
| LSU | W | 5.1 | 9 | 2 | 2 | 3 | 9 |
| Arkansas State | W | 3.0 | 1 | 1 | 0 | 1 | 1 |

BULLPEN GAME-BY-GAME

| Opponent | W-L | IP | H | R | ER | BB | K |
|-------------------|-----|-----|---|---|----|----|----|
| Illinois State | L | 4.0 | 2 | 1 | 1 | 4 | 3 |
| Illinois State | -- | 3.0 | 4 | 1 | 1 | 2 | 5 |
| Illinois State | -- | 4.0 | 2 | 1 | 1 | 0 | 6 |
| vs. Indiana | -- | 3.0 | 1 | 1 | 0 | 1 | 6 |
| vs. #6 Stanford | -- | 6.2 | 7 | 2 | 1 | 2 | 4 |
| vs. Louisiana | | 3.0 | 0 | 1 | 1 | 4 | 4 |
| Omaha | W | 6.1 | 6 | 2 | 2 | 3 | 8 |
| Southeastern | -- | 3.2 | 2 | 4 | 4 | 3 | 6 |
| Southeastern | -- | 2.0 | 1 | 0 | 0 | 1 | 2 |
| Southeastern | -- | 1.2 | 1 | 0 | 0 | 0 | 2 |
| UIC | -- | 2.1 | 0 | 1 | 1 | 3 | 4 |
| UIC | W | 6.0 | 4 | 3 | 3 | 3 | 5 |
| UIC | -- | 3.0 | 0 | 0 | 0 | 2 | 7 |
| UIC | W | 5.2 | 6 | 3 | 1 | 4 | 5 |
| Grambling | -- | 4.0 | 0 | 0 | 0 | 0 | 7 |
| Grambling | W | 5.2 | 6 | 0 | 0 | 3 | 7 |
| Kentucky | -- | 2.2 | 2 | 1 | 1 | 0 | 3 |
| Kentucky | -- | 3.0 | 0 | 0 | 0 | 1 | 5 |
| Kentucky | -- | 3.0 | 3 | 1 | 1 | 0 | 2 |
| at Mizzou | W | 4.0 | 8 | 2 | 2 | 0 | 8 |
| at Mizzou | L | 3.0 | 4 | 4 | 4 | 3 | 4 |
| at Mizzou | -- | 1.2 | 0 | 0 | 0 | 0 | 2 |
| Little Rock | W | 8.1 | 9 | 4 | 3 | 1 | 15 |
| Mississippi State | -- | 2.0 | 0 | 0 | 0 | 0 | 2 |
| Mississippi State | -- | 3.0 | 2 | 2 | 0 | 1 | 2 |
| Mississippi State | W | 7.0 | 5 | 3 | 3 | 2 | 10 |
| UCA | W | 8.2 | 9 | 6 | 6 | 4 | 11 |
| at Florida | -- | 2.0 | 2 | 1 | 1 | 1 | 2 |
| at Florida | -- | 3.2 | 2 | 0 | 0 | 1 | 3 |
| at Florida | L | 4.0 | 4 | 2 | 2 | 2 | 5 |
| UAPB | W | 3.0 | 0 | 0 | 0 | 0 | 5 |
| UAPB | -- | 4.0 | 1 | 0 | 0 | 0 | 11 |
| LSU | W | 3.0 | 3 | 1 | 0 | 1 | 4 |
| LSU | -- | 2.0 | 1 | 0 | 0 | 2 | 1 |
| LSU | -- | 3.2 | 2 | 0 | 0 | 1 | 3 |
| Arkansas State | -- | 6.0 | 3 | 0 | 0 | 8 | 10 |

TEAM RECORD PER STARTER

| Pitcher (Total Starts) | Record |
|------------------------|--------|
| Connor Noland (9) | 7-2 |
| Jaxon Wiggins (9) | 7-2 |
| Hagen Smith (9) | 6-3 |
| Mark Adamiak (3) | 3-0 |
| Austin Ledbetter (2) | 2-0 |
| Kole Ramage (2) | 2-0 |
| Will McEntire (1) | 1-0 |
| Miller Pleimann (1) | 1-0 |

QUALITY STARTS

| Pitcher (Total Starts) | QS | Record |
|------------------------|----|--------|
| Connor Noland (9) | 6 | 6-0 |
| Hagen Smith (9) | 5 | 5-0 |
| Jaxon Wiggins (9) | 3 | 3-0 |

RUN SUPPORT

| Pitcher (Total Starts) | Runs | Per Start |
|------------------------|------|-----------|
| Miller Pleimann (1) | 21 | 21.0 |
| Mark Adamiak (3) | 45 | 15.0 |
| Kole Ramage (2) | 25 | 12.5 |
| Austin Ledbetter (2) | 18 | 9.0 |
| Connor Noland (9) | 56 | 6.2 |
| Jaxon Wiggins (9) | 56 | 6.2 |
| Will McEntire (1) | 6 | 6.0 |
| Hagen Smith (9) | 52 | 5.8 |



||| GAME-BY-GAME BATTING ORDER

RECORD: 29-7 • **HOME:** 24-3 • **AWAY:** 3-3 • **NEUTRAL:** 2-1 • **SEC:** 11-4

| Date | Opponent | 1 | 2 | 3 | 4 | 5 | 6 | 7 | 8 | 9 |
|----------|---------------------|---------|----------|----------|----------|----------|----------|----------|-----------|---------|
| Feb. 18 | Illinois State | Stovall | Wallace | Bohrofen | Moore | Turner | Slavens | Battles | Lanzilli | Gregory |
| Feb. 19 | Illinois State | Stovall | Wallace | Bohrofen | Webb | Moore | Slavens | Lanzilli | Turner | Battles |
| Feb. 20 | Illinois State | Stovall | Wallace | Moore | Lanzilli | Slavens | Webb | Gregory | Battles | Leach |
| Feb. 25 | vs. Indiana | Stovall | Wallace | Moore | Bohrofen | Lanzilli | Slavens | Turner | Battles | Gregory |
| Feb. 27 | vs. #6 Stanford | Stovall | Wallace | Moore | Lanzilli | Turner | Webb | Slavens | Battles | Gregory |
| Feb. 27 | vs. Louisiana | Gregory | Wallace | Moore | Turner | Lanzilli | Bohrofen | Battles | Diggs | Leach |
| March 2 | Omaha | Stovall | Wallace | Moore | Lanzilli | Webb | Slavens | Battles | Turner | Gregory |
| March 4 | Southeastern | Stovall | Wallace | Moore | Lanzilli | Slavens | Turner | Battles | Bohrofen | Gregory |
| March 5 | Southeastern [DH-1] | Gregory | Wallace | Turner | Moore | Bohrofen | Lanzilli | Slavens | Battles | Stovall |
| March 5 | Southeastern [DH-2] | Gregory | Wallace | Turner | Moore | Bohrofen | Lanzilli | Diggs | Battles | Leach |
| March 10 | UIC [DH-1] | Wallace | Moore | Turner | Lanzilli | Slavens | Battles | Stovall | Webb | Gregory |
| March 10 | UIC [DH-2] | Wallace | Moore | Turner | Slavens | Lanzilli | Diggs | Battles | Gregory | Leach |
| March 12 | UIC | Wallace | Moore | Turner | Lanzilli | Slavens | Battles | Stovall | Soliz Jr. | Gregory |
| March 13 | UIC | Wallace | Moore | Turner | Lanzilli | Slavens | Battles | Stovall | Webb | Gregory |
| March 15 | Grambling | Wallace | Stovall | Turner | Lanzilli | Slavens | Diggs | Battles | Webb | Leach |
| March 16 | Grambling | Wallace | Stovall | Turner | Lanzilli | Moore | Slavens | Webb | Leach | Varnado |
| March 18 | Kentucky | Wallace | Stovall | Turner | Lanzilli | Moore | Slavens | Battles | Webb | Gregory |
| March 19 | Kentucky | Wallace | Stovall | Turner | Lanzilli | Moore | Slavens | Battles | Webb | Gregory |
| March 20 | Kentucky | Wallace | Stovall | Turner | Lanzilli | Moore | Slavens | Battles | Webb | Gregory |
| March 25 | at Mizzou | Wallace | Stovall | Turner | Moore | Lanzilli | Slavens | Battles | Webb | Gregory |
| March 26 | at Mizzou | Wallace | Stovall | Moore | Turner | Lanzilli | Battles | Slavens | Webb | Gregory |
| March 27 | at Mizzou | Wallace | Stovall | Turner | Moore | Lanzilli | Diggs | Webb | Battles | Gregory |
| March 29 | Little Rock | Wallace | Webb | Turner | Moore | Lanzilli | Battles | Diggs | Varnado | Leach |
| April 1 | Mississippi State | Wallace | Stovall | Turner | Lanzilli | Moore | Webb | Bohrofen | Battles | Gregory |
| April 2 | Mississippi State | Wallace | Stovall | Turner | Lanzilli | Moore | Webb | Slavens | Battles | Gregory |
| April 3 | Mississippi State | Wallace | Stovall | Turner | Lanzilli | Moore | Webb | Slavens | Battles | Gregory |
| April 5 | UCA | Wallace | Webb | Moore | Slavens | Bohrofen | Battles | Diggs | Stovall | Leach |
| April 7 | at Florida | Wallace | Webb | Moore | Lanzilli | Turner | Battles | Slavens | Stovall | Gregory |
| April 8 | at Florida | Wallace | Bohrofen | Moore | Lanzilli | Turner | Webb | Slavens | Battles | Stovall |
| April 9 | at Florida | Wallace | Webb | Moore | Lanzilli | Turner | Slavens | Battles | Stovall | Gregory |
| April 12 | UAPB [DH-1] | Wallace | Slavens | Lanzilli | Moore | Webb | Gregory | Battles | Varnado | Leach |
| April 12 | UAPB [DH-2] | Wallace | Slavens | Lanzilli | Turner | Webb | Bohrofen | Battles | Stovall | Leach |
| April 14 | #15 LSU | Wallace | Slavens | Lanzilli | Turner | Webb | Moore | Battles | Stovall | Gregory |
| April 15 | #15 LSU | Wallace | Slavens | Lanzilli | Turner | Moore | Webb | Battles | Stovall | Gregory |
| April 16 | #15 LSU | Wallace | Slavens | Lanzilli | Turner | Moore | Webb | Battles | Stovall | Gregory |
| April 19 | Arkansas State | Wallace | Slavens | Turner | Moore | Bohrofen | Battles | Gregory | Stovall | Leach |



RECORD: 29-7 • **HOME:** 24-3 • **AWAY:** 3-3 • **NEUTRAL:** 2-1 • **SEC:** 11-4

| Date | Opponent | C | 1B | 2B | 3B | SS | LF | CF | RF | DH |
|----------|---------------------|--------|---------|---------|---------|---------|----------|---------|----------|-----------|
| Feb. 18 | Illinois State | Turner | Stovall | Moore | Wallace | Battles | Bohrofen | Gregory | Slavens | Lanzilli |
| Feb. 19 | Illinois State | Turner | Stovall | Moore | Wallace | Battles | Bohrofen | Webb | Slavens | Lanzilli |
| Feb. 20 | Illinois State | Leach | Stovall | Moore | Wallace | Battles | Lanzilli | Webb | Gregory | Slavens |
| Feb. 25 | vs. Indiana | Turner | Stovall | Moore | Wallace | Battles | Bohrofen | Gregory | Slavens | Lanzilli |
| Feb. 27 | vs. #6 Stanford | Turner | Stovall | Moore | Wallace | Battles | Gregory | Webb | Slavens | Lanzilli |
| Feb. 27 | vs. Louisiana | Leach | Turner | Moore | Wallace | Battles | Bohrofen | Gregory | Lanzilli | Diggs |
| March 2 | Omaha | Turner | Stovall | Moore | Wallace | Battles | Gregory | Webb | Slavens | Lanzilli |
| March 4 | Southeastern | Turner | Stovall | Moore | Wallace | Battles | Bohrofen | Gregory | Slavens | Lanzilli |
| March 5 | Southeastern [DH-1] | Turner | Stovall | Moore | Wallace | Battles | Bohrofen | Gregory | Lanzilli | Slavens |
| March 5 | Southeastern [DH-2] | Leach | Turner | Moore | Wallace | Battles | Bohrofen | Gregory | Lanzilli | Diggs |
| March 10 | UIC [DH-1] | Turner | Stovall | Moore | Wallace | Battles | Gregory | Webb | Lanzilli | Slavens |
| March 10 | UIC [DH-2] | Leach | Turner | Moore | Wallace | Battles | Lanzilli | Gregory | Slavens | Diggs |
| March 12 | UIC | Turner | Stovall | Moore | Wallace | Battles | Lanzilli | Gregory | Slavens | Soliz Jr. |
| March 13 | UIC | Turner | Stovall | Moore | Wallace | Battles | Gregory | Webb | Lanzilli | Slavens |
| March 15 | Grambling | Leach | Diggs | Stovall | Wallace | Battles | Lanzilli | Webb | Slavens | Turner |
| March 16 | Grambling | Leach | Turner | Stovall | Wallace | Moore | Varnado | Webb | Slavens | Lanzilli |
| March 18 | Kentucky | Turner | Stovall | Moore | Wallace | Battles | Gregory | Webb | Lanzilli | Slavens |
| March 19 | Kentucky | Turner | Stovall | Moore | Wallace | Battles | Gregory | Webb | Lanzilli | Slavens |
| March 20 | Kentucky | Turner | Stovall | Moore | Wallace | Battles | Gregory | Webb | Lanzilli | Slavens |
| March 25 | at Mizzou | Turner | Stovall | Moore | Wallace | Battles | Gregory | Webb | Lanzilli | Slavens |
| March 26 | at Mizzou | Turner | Stovall | Moore | Wallace | Battles | Gregory | Webb | Lanzilli | Slavens |
| March 27 | at Mizzou | Turner | Stovall | Moore | Wallace | Battles | Gregory | Webb | Lanzilli | Diggs |
| March 29 | Little Rock | Leach | Turner | Moore | Wallace | Battles | Lanzilli | Webb | Varnado | Diggs |
| April 1 | Mississippi State | Turner | Stovall | Moore | Wallace | Battles | Gregory | Webb | Lanzilli | Bohrofen |
| April 2 | Mississippi State | Turner | Stovall | Moore | Wallace | Battles | Gregory | Webb | Lanzilli | Slavens |
| April 3 | Mississippi State | Turner | Stovall | Moore | Wallace | Battles | Gregory | Webb | Lanzilli | Slavens |
| April 5 | UCA | Leach | Stovall | Moore | Wallace | Battles | Bohrofen | Webb | Slavens | Diggs |
| April 7 | at Florida | Turner | Stovall | Moore | Wallace | Battles | Gregory | Webb | Lanzilli | Slavens |
| April 8 | at Florida | Turner | Stovall | Moore | Wallace | Battles | Bohrofen | Webb | Lanzilli | Slavens |
| April 9 | at Florida | Turner | Stovall | Moore | Wallace | Battles | Gregory | Webb | Lanzilli | Slavens |
| April 12 | UAPB [DH-1] | Leach | Slavens | Moore | Wallace | Battles | Gregory | Webb | Varnado | Lanzilli |
| April 12 | UAPB [DH-2] | Leach | Slavens | Stovall | Wallace | Battles | Bohrofen | Webb | Lanzilli | Turner |
| April 14 | #15 LSU | Turner | Stovall | Moore | Wallace | Battles | Gregory | Webb | Lanzilli | Slavens |
| April 15 | #15 LSU | Turner | Stovall | Moore | Wallace | Battles | Gregory | Webb | Lanzilli | Slavens |
| April 16 | #15 LSU | Turner | Stovall | Moore | Wallace | Battles | Gregory | Webb | Lanzilli | Slavens |
| April 19 | Arkansas State | Leach | Stovall | Moore | Wallace | Battles | Bohrofen | Gregory | Slavens | Turner |



||| GAME-BY-GAME HITTING

RECORD: 29-7 • HOME: 24-3 • AWAY: 3-3 • NEUTRAL: 2-1 • SEC: 11-4

| Date | Opponent | AB | R | H | RBI | 2B | 3B | HR | BB | IBB | SB | CS | HBP | SAC | SF | GDP | K | PO | A | E | Avg. |
|----------|---------------------|-------------|------------|------------|------------|-----------|-----------|-----------|------------|----------|-----------|----------|-----------|----------|-----------|-----------|------------|------------|------------|-----------|-------------|
| Feb. 18 | Illinois State | 31 | 2 | 4 | 2 | 0 | 0 | 2 | 2 | 0 | 0 | 0 | 2 | 0 | 0 | 0 | 9 | 27 | 15 | 0 | .129 |
| Feb. 19 | Illinois State | 32 | 5 | 8 | 5 | 4 | 0 | 1 | 4 | 0 | 0 | 0 | 1 | 0 | 0 | 0 | 4 | 27 | 9 | 0 | .190 |
| Feb. 20 | Illinois State | 34 | 4 | 12 | 4 | 4 | 1 | 0 | 5 | 1 | 0 | 0 | 0 | 0 | 0 | 1 | 8 | 27 | 12 | 1 | .247 |
| Feb. 25 | vs. Indiana | 37 | 5 | 9 | 4 | 3 | 1 | 0 | 4 | 0 | 1 | 0 | 1 | 0 | 0 | 0 | 6 | 27 | 9 | 1 | .246 |
| Feb. 27 | vs. #6 Stanford | 29 | 0 | 3 | 0 | 0 | 0 | 0 | 6 | 0 | 0 | 0 | 0 | 0 | 0 | 0 | 15 | 27 | 13 | 2 | .221 |
| Feb. 27 | vs. Louisiana | 34 | 6 | 6 | 5 | 2 | 0 | 1 | 8 | 0 | 2 | 0 | 0 | 0 | 0 | 1 | 13 | 27 | 10 | 1 | .213 |
| March 2 | Omaha | 39 | 15 | 15 | 13 | 4 | 0 | 3 | 9 | 0 | 0 | 0 | 1 | 0 | 1 | 1 | 8 | 27 | 9 | 0 | .242 |
| March 4 | Southeastern | 32 | 3 | 8 | 3 | 3 | 0 | 0 | 4 | 0 | 0 | 0 | 0 | 0 | 1 | 1 | 8 | 27 | 13 | 0 | .243 |
| March 5 | Southeastern [DH-1] | 28 | 4 | 5 | 4 | 1 | 0 | 1 | 5 | 0 | 0 | 1 | 2 | 0 | 0 | 0 | 7 | 27 | 8 | 0 | .236 |
| March 5 | Southeastern [DH-2] | 35 | 11 | 14 | 10 | 3 | 1 | 0 | 5 | 0 | 0 | 1 | 1 | 0 | 0 | 0 | 7 | 24 | 14 | 0 | .254 |
| March 10 | UIC [DH-1] | 35 | 12 | 13 | 12 | 1 | 0 | 3 | 1 | 0 | 1 | 0 | 1 | 1 | 0 | 0 | 9 | 27 | 11 | 0 | .265 |
| March 10 | UIC [DH-2] | 28 | 5 | 6 | 4 | 2 | 0 | 0 | 10 | 0 | 0 | 0 | 2 | 0 | 0 | 2 | 3 | 27 | 17 | 1 | .261 |
| March 12 | UIC | 37 | 10 | 13 | 10 | 2 | 0 | 4 | 5 | 0 | 1 | 0 | 0 | 0 | 0 | 1 | 5 | 27 | 5 | 0 | .269 |
| March 13 | UIC | 36 | 10 | 13 | 10 | 3 | 0 | 2 | 2 | 0 | 0 | 0 | 0 | 0 | 2 | 0 | 4 | 27 | 8 | 2 | .276 |
| March 15 | Grambling | 31 | 14 | 8 | 13 | 1 | 0 | 2 | 10 | 0 | 1 | 0 | 1 | 0 | 2 | 0 | 5 | 24 | 8 | 0 | .275 |
| March 16 | Grambling | 38 | 13 | 14 | 10 | 3 | 0 | 0 | 11 | 1 | 3 | 0 | 2 | 0 | 1 | 0 | 10 | 24 | 10 | 1 | .282 |
| March 18 | Kentucky | 34 | 6 | 9 | 6 | 2 | 0 | 1 | 3 | 0 | 2 | 0 | 1 | 0 | 1 | 1 | 14 | 27 | 11 | 0 | .281 |
| March 19 | Kentucky | 32 | 9 | 8 | 9 | 2 | 0 | 2 | 6 | 1 | 0 | 0 | 1 | 0 | 1 | 0 | 9 | 27 | 9 | 0 | .279 |
| March 20 | Kentucky | 29 | 3 | 6 | 3 | 0 | 0 | 1 | 5 | 1 | 2 | 0 | 1 | 0 | 0 | 0 | 9 | 27 | 1 | 0 | .276 |
| March 25 | at Mizzou | 37 | 7 | 12 | 7 | 1 | 0 | 1 | 3 | 0 | 1 | 0 | 2 | 0 | 1 | 1 | 13 | 27 | 8 | 1 | .278 |
| March 26 | at Mizzou | 34 | 5 | 6 | 4 | 2 | 0 | 0 | 4 | 0 | 0 | 0 | 1 | 0 | 0 | 1 | 12 | 24 | 11 | 1 | .274 |
| March 27 | at Mizzou | 33 | 6 | 8 | 5 | 1 | 0 | 0 | 6 | 0 | 1 | 0 | 1 | 2 | 0 | 2 | 6 | 27 | 9 | 0 | .272 |
| March 29 | Little Rock | 38 | 16 | 15 | 14 | 3 | 0 | 3 | 8 | 0 | 2 | 0 | 2 | 0 | 1 | 0 | 8 | 27 | 10 | 1 | .278 |
| April 1 | Mississippi State | 32 | 8 | 8 | 8 | 1 | 1 | 2 | 11 | 0 | 3 | 0 | 0 | 0 | 1 | 1 | 9 | 27 | 11 | 0 | .277 |
| April 2 | Mississippi State | 31 | 12 | 8 | 11 | 2 | 0 | 4 | 8 | 0 | 1 | 0 | 4 | 0 | 0 | 1 | 3 | 27 | 8 | 2 | .276 |
| April 3 | Mississippi State | 38 | 3 | 8 | 3 | 0 | 0 | 2 | 7 | 2 | 0 | 0 | 0 | 4 | 1 | 0 | 13 | 36 | 12 | 0 | .273 |
| April 5 | UCA | 44 | 21 | 19 | 20 | 4 | 3 | 7 | 3 | 0 | 2 | 0 | 3 | 0 | 1 | 0 | 6 | 27 | 7 | 1 | .281 |
| April 7 | at Florida | 36 | 8 | 12 | 8 | 2 | 0 | 3 | 3 | 0 | 3 | 0 | 4 | 1 | 1 | 1 | 11 | 27 | 10 | 0 | .283 |
| April 8 | at Florida | 36 | 2 | 10 | 1 | 0 | 1 | 0 | 2 | 0 | 0 | 0 | 0 | 0 | 0 | 2 | 6 | 24 | 13 | 1 | .283 |
| April 9 | at Florida | 36 | 7 | 8 | 6 | 3 | 0 | 1 | 4 | 0 | 0 | 0 | 1 | 0 | 0 | 0 | 8 | 24 | 6 | 1 | .281 |
| April 12 | UAPB [DH-1] | 33 | 15 | 15 | 13 | 2 | 0 | 3 | 8 | 0 | 5 | 0 | 1 | 0 | 0 | 0 | 5 | 21 | 7 | 0 | .286 |
| April 12 | UAPB [DH-2] | 24 | 6 | 6 | 6 | 3 | 2 | 0 | 5 | 0 | 2 | 0 | 2 | 0 | 0 | 1 | 4 | 21 | 5 | 0 | .285 |
| April 14 | #15 LSU | 33 | 5 | 9 | 5 | 0 | 0 | 0 | 5 | 1 | 1 | 0 | 0 | 0 | 0 | 0 | 9 | 27 | 7 | 1 | .285 |
| April 15 | #15 LSU | 31 | 4 | 8 | 4 | 3 | 0 | 3 | 2 | 0 | 0 | 1 | 0 | 0 | 0 | 0 | 2 | 27 | 5 | 0 | .284 |
| April 16 | #15 LSU | 28 | 6 | 6 | 6 | 1 | 0 | 1 | 4 | 0 | 0 | 0 | 0 | 1 | 1 | 1 | 5 | 27 | 8 | 0 | .283 |
| April 19 | Arkansas State | 32 | 10 | 9 | 10 | 1 | 0 | 2 | 9 | 0 | 2 | 0 | 0 | 0 | 1 | 0 | 7 | 27 | 8 | 1 | .283 |
| | Totals | 1207 | 278 | 341 | 258 | 69 | 10 | 55 | 197 | 7 | 36 | 3 | 38 | 9 | 17 | 19 | 280 | 951 | 337 | 19 | .283 |



RECORD: 29-7 • HOME: 24-3 • AWAY: 3-3 • NEUTRAL: 2-1 • SEC: 11-4

| Date | Opponent | IP | H | R | ER | BB | SO | 2B | 3B | HR | WP | BK | HBP | DP | IBB | Score | W | L | SV | ERA |
|----------|---------------------|--------------|------------|------------|------------|------------|------------|-----------|----------|-----------|-----------|----------|-----------|-----------|----------|----------------|-----------|----------|-----------|-------------|
| Feb. 18 | Illinois State | 9.0 | 7 | 3 | 3 | 6 | 8 | 1 | 0 | 0 | 2 | 1 | 1 | 0 | 0 | 2-3 | 0 | 1 | 0 | 3.00 |
| Feb. 19 | Illinois State | 9.0 | 9 | 1 | 1 | 3 | 10 | 2 | 0 | 0 | 0 | 0 | 0 | 2 | 0 | 5-1 | 1 | 1 | 1 | 2.00 |
| Feb. 20 | Illinois State | 9.0 | 7 | 2 | 2 | 2 | 11 | 2 | 0 | 1 | 1 | 1 | 1 | 0 | 0 | 4-2 | 2 | 1 | 2 | 2.00 |
| Feb. 25 | vs. Indiana | 9.0 | 6 | 2 | 1 | 3 | 16 | 1 | 1 | 0 | 0 | 0 | 0 | 2 | 0 | 5-2 | 3 | 1 | 3 | 1.75 |
| Feb. 27 | vs. #6 Stanford | 9.0 | 13 | 5 | 4 | 4 | 8 | 1 | 0 | 1 | 1 | 0 | 2 | 4 | 0 | 0-5 | 3 | 2 | 3 | 2.20 |
| Feb. 27 | vs. Louisiana | 9.0 | 3 | 4 | 4 | 6 | 8 | 1 | 0 | 0 | 2 | 0 | 2 | 1 | 0 | 6-4 | 4 | 2 | 4 | 2.50 |
| March 2 | Omaha | 9.0 | 10 | 3 | 3 | 3 | 8 | 1 | 0 | 0 | 1 | 1 | 1 | 1 | 0 | 15-3 | 5 | 2 | 4 | 2.57 |
| March 4 | Southeastern | 9.0 | 9 | 7 | 7 | 3 | 11 | 0 | 0 | 0 | 1 | 0 | 5 | 0 | 0 | 3-7 | 5 | 3 | 4 | 3.12 |
| March 5 | Southeastern [DH-1] | 9.0 | 3 | 2 | 2 | 4 | 11 | 0 | 0 | 1 | 1 | 0 | 1 | 1 | 0 | 4-2 | 6 | 3 | 5 | 3.00 |
| March 5 | Southeastern [DH-2] | 8.0 | 3 | 1 | 1 | 4 | 9 | 1 | 0 | 1 | 1 | 0 | 1 | 1 | 0 | 11-1 | 7 | 3 | 5 | 2.83 |
| March 10 | UIC [DH-1] | 9.0 | 4 | 4 | 4 | 5 | 15 | 3 | 0 | 0 | 0 | 0 | 2 | 0 | 0 | 12-4 | 8 | 3 | 5 | 2.94 |
| March 10 | UIC [DH-2] | 9.0 | 6 | 4 | 4 | 4 | 8 | 2 | 0 | 1 | 1 | 0 | 3 | 1 | 0 | 5-4 | 9 | 3 | 5 | 3.03 |
| March 12 | UIC | 9.0 | 4 | 1 | 1 | 5 | 15 | 0 | 0 | 1 | 0 | 0 | 2 | 0 | 0 | 10-1 | 10 | 3 | 5 | 2.87 |
| March 13 | UIC | 9.0 | 7 | 8 | 8 | 8 | 10 | 2 | 0 | 0 | 2 | 0 | 2 | 1 | 0 | 10-8 | 11 | 3 | 5 | 3.24 |
| March 15 | Grambling | 8.0 | 2 | 1 | 1 | 1 | 13 | 1 | 0 | 0 | 0 | 0 | 1 | 0 | 0 | 14-1 | 12 | 3 | 5 | 3.11 |
| March 16 | Grambling | 8.0 | 11 | 3 | 3 | 3 | 8 | 1 | 0 | 2 | 2 | 0 | 0 | 2 | 0 | 13-3 | 13 | 3 | 5 | 3.13 |
| March 18 | Kentucky | 9.0 | 8 | 2 | 2 | 2 | 10 | 2 | 0 | 0 | 0 | 0 | 2 | 1 | 0 | 6-2 | 14 | 3 | 5 | 3.06 |
| March 19 | Kentucky | 9.0 | 5 | 3 | 3 | 4 | 12 | 0 | 0 | 1 | 0 | 0 | 0 | 1 | 0 | 9-3 | 15 | 3 | 6 | 3.06 |
| March 20 | Kentucky | 9.0 | 7 | 1 | 1 | 4 | 10 | 2 | 0 | 1 | 1 | 0 | 1 | 0 | 0 | 3-1 | 16 | 3 | 7 | 2.95 |
| March 25 | at Mizzou | 9.0 | 15 | 5 | 5 | 1 | 17 | 1 | 0 | 0 | 2 | 0 | 1 | 0 | 0 | 7-5 | 17 | 3 | 8 | 3.05 |
| March 26 | at Mizzou | 8.0 | 10 | 7 | 7 | 6 | 9 | 3 | 0 | 0 | 4 | 0 | 1 | 0 | 0 | 5-7 | 17 | 4 | 8 | 3.26 |
| March 27 | at Mizzou | 9.0 | 4 | 4 | 4 | 3 | 10 | 1 | 0 | 1 | 0 | 0 | 3 | 1 | 0 | 6-4 | 18 | 4 | 9 | 3.29 |
| March 29 | Little Rock | 9.0 | 12 | 8 | 7 | 3 | 16 | 4 | 0 | 1 | 2 | 0 | 1 | 0 | 0 | 16-8 | 19 | 4 | 9 | 3.46 |
| April 1 | Mississippi State | 9.0 | 4 | 1 | 1 | 0 | 8 | 0 | 0 | 1 | 0 | 0 | 0 | 0 | 0 | 8-1 | 20 | 4 | 9 | 3.35 |
| April 2 | Mississippi State | 9.0 | 5 | 5 | 3 | 4 | 9 | 0 | 1 | 1 | 0 | 0 | 0 | 0 | 0 | 12-5 | 21 | 4 | 9 | 3.34 |
| April 3 | Mississippi State | 12.0 | 9 | 5 | 5 | 3 | 15 | 0 | 0 | 3 | 0 | 0 | 4 | 2 | 0 | 3-5 | 21 | 5 | 9 | 3.36 |
| April 5 | UCA | 9.0 | 13 | 9 | 9 | 4 | 12 | 2 | 0 | 1 | 1 | 0 | 1 | 1 | 0 | 21-9 | 22 | 5 | 9 | 3.57 |
| April 7 | at Florida | 9.0 | 3 | 1 | 1 | 2 | 9 | 1 | 0 | 0 | 0 | 1 | 0 | 0 | 0 | 8-1 | 23 | 5 | 10 | 3.48 |
| April 8 | at Florida | 8.0 | 9 | 7 | 6 | 3 | 4 | 3 | 0 | 2 | 1 | 0 | 0 | 1 | 0 | 2-7 | 23 | 6 | 10 | 3.58 |
| April 9 | at Florida | 8.0 | 13 | 9 | 9 | 4 | 10 | 1 | 0 | 2 | 1 | 0 | 0 | 1 | 0 | 7-9 | 23 | 7 | 10 | 3.78 |
| April 12 | UAPB [DH-1] | 7.0 | 1 | 0 | 0 | 1 | 9 | 1 | 0 | 0 | 0 | 0 | 0 | 1 | 0 | 15-0 | 24 | 7 | 10 | 3.68 |
| April 12 | UAPB [DH-2] | 7.0 | 3 | 0 | 0 | 3 | 16 | 0 | 0 | 0 | 0 | 0 | 0 | 0 | 0 | 6-0 | 25 | 7 | 10 | 3.59 |
| April 14 | #15 LSU | 9.0 | 7 | 4 | 3 | 2 | 11 | 0 | 0 | 0 | 0 | 0 | 1 | 1 | 0 | 5-4 | 26 | 7 | 11 | 3.57 |
| April 15 | #15 LSU | 9.0 | 3 | 0 | 0 | 3 | 8 | 0 | 0 | 0 | 0 | 0 | 0 | 0 | 0 | 4-0 | 27 | 7 | 12 | 3.46 |
| April 16 | #15 LSU | 9.0 | 11 | 2 | 2 | 4 | 12 | 2 | 0 | 0 | 0 | 0 | 0 | 0 | 0 | 6-2 | 28 | 7 | 12 | 3.42 |
| April 19 | Arkansas State | 9.0 | 4 | 1 | 0 | 9 | 11 | 1 | 0 | 0 | 1 | 1 | 0 | 1 | 0 | 10-1 | 29 | 7 | 12 | 3.32 |
| | Totals | 317.0 | 250 | 125 | 117 | 129 | 387 | 43 | 2 | 22 | 27 | 5 | 39 | 27 | 0 | 278-125 | 29 | 7 | 12 | 3.32 |



1 ROBERT MOORE

SEASON HIGHS

| Category | High | Opponent (Last) | Date |
|--------------|------|------------------------|---------|
| Hits | 3 | 2x (Kentucky) | 3/18/22 |
| Runs | 3 | 3x (Mississippi State) | 4/2/22 |
| Doubles | 2 | Illinois State | 2/20/22 |
| Triples | 1 | 2x (UCA) | 4/5/22 |
| Home Runs | 1 | 4x (Arkansas State) | 4/19/22 |
| RBI | 3 | 3x (Kentucky) | 3/19/22 |
| Walks | 3 | Grambling | 3/16/22 |
| Stolen Bases | 1 | 4x (Arkansas State) | 4/19/22 |

CAREER HIGHS

| Category | High | Opponent (Last) | Date |
|--------------|------|---------------------|---------|
| Hits | 4 | 2x (#16 NC State) | 6/11/21 |
| Runs | 5 | #16 NC State | 6/11/21 |
| Doubles | 2 | 2x (Illinois State) | 2/20/22 |
| Triples | 1 | 4x (UCA) | 4/5/22 |
| Home Runs | 2 | 3x (#16 NC State) | 6/11/21 |
| RBI | 6 | UCA | 3/30/21 |
| Walks | 4 | at #3 Ole Miss | 4/11/21 |
| Stolen Bases | 2 | vs. #3 Texas Tech | 2/20/21 |



3 ZACK GREGORY

SEASON HIGHS

| Category | High | Opponent (Last) | Date |
|--------------|------|------------------------|---------|
| Hits | 2 | 3x (at Florida) | 4/9/22 |
| Runs | 3 | 3x (Mississippi State) | 4/2/22 |
| Doubles | 1 | 6x (at Florida) | 4/9/22 |
| Triples | -- | -- | -- |
| Home Runs | 1 | 5x (#15 LSU) | 4/15/22 |
| RBI | 4 | at Florida | 4/9/22 |
| Walks | 3 | Arkansas State | 4/19/22 |
| Stolen Bases | 1 | 3x (Kentucky) | 3/20/22 |

CAREER HIGHS

| Category | High | Opponent (Last) | Date |
|--------------|------|------------------------|---------|
| Hits | 3 | 8x (at Florida) | 4/9/22 |
| Runs | 3 | 3x (Mississippi State) | 4/2/22 |
| Doubles | 1 | 11x (at Florida) | 4/9/22 |
| Triples | 1 | Auburn | 4/2/21 |
| Home Runs | 1 | 8x (#15 LSU) | 4/15/22 |
| RBI | 4 | at Florida | 4/9/22 |
| Walks | 3 | 2x (Arkansas State) | 4/19/21 |
| Stolen Bases | 1 | 5x (Kentucky) | 3/20/22 |



2 JALEN BATTLES

SEASON HIGHS

| Category | High | Opponent (Last) | Date |
|--------------|------|------------------------|---------|
| Hits | 3 | UAPB | 4/12/22 |
| Runs | 3 | UAPB | 4/12/22 |
| Doubles | 1 | 7x (Arkansas State) | 4/19/22 |
| Triples | 1 | UAPB | 4/12/22 |
| Home Runs | 2 | Mississippi State | 4/1/22 |
| RBI | 3 | 2x (Mississippi State) | 4/1/22 |
| Walks | 2 | 2x (at Florida) | 4/7/22 |
| Stolen Bases | 1 | UAPB | 4/12/22 |

CAREER HIGHS

| Category | High | Opponent (Last) | Date |
|--------------|------|------------------------|---------|
| Hits | 3 | 5x (UAPB) | 4/12/22 |
| Runs | 4 | NJIT | 6/4/21 |
| Doubles | 2 | 2x (#16 NC State) | 6/11/21 |
| Triples | 1 | UAPB | 4/12/22 |
| Home Runs | 2 | 2x (Mississippi State) | 4/1/22 |
| RBI | 4 | UCA | 3/30/21 |
| Walks | 3 | 2x (vs. Georgia) | 5/26/21 |
| Stolen Bases | 1 | 6x (UAPB) | 4/12/22 |



4 JUDE PUTZ

SEASON HIGHS

| Category | High | Opponent (Last) | Date |
|--------------|------|-----------------|------|
| Hits | -- | -- | -- |
| Runs | -- | -- | -- |
| Doubles | -- | -- | -- |
| Triples | -- | -- | -- |
| Home Runs | -- | -- | -- |
| RBI | -- | -- | -- |
| Walks | -- | -- | -- |
| Stolen Bases | -- | -- | -- |

CAREER HIGHS

| Category | High | Opponent (Last) | Date |
|--------------|------|-----------------|------|
| Hits | -- | -- | -- |
| Runs | -- | -- | -- |
| Doubles | -- | -- | -- |
| Triples | -- | -- | -- |
| Home Runs | -- | -- | -- |
| RBI | -- | -- | -- |
| Walks | -- | -- | -- |
| Stolen Bases | -- | -- | -- |



5 KENDALL DIGGS

SEASON HIGHS

| Category | High | Opponent (Last) | Date |
|--------------|------|-----------------|---------|
| Hits | 2 | 2x (UCA) | 4/5/22 |
| Runs | 2 | UCA | 4/5/22 |
| Doubles | 1 | UCA | 4/5/22 |
| Triples | -- | -- | -- |
| Home Runs | 1 | Little Rock | 3/29/22 |
| RBI | 4 | Little Rock | 3/29/22 |
| Walks | 2 | 3x (at Mizzou) | 3/27/22 |
| Stolen Bases | 1 | at Mizzou | 3/27/22 |

CAREER HIGHS

| Category | High | Opponent (Last) | Date |
|--------------|------|-----------------|---------|
| Hits | 2 | 2x (UCA) | 4/5/22 |
| Runs | 2 | UCA | 4/5/22 |
| Doubles | 1 | UCA | 4/5/22 |
| Triples | -- | -- | -- |
| Home Runs | 1 | Little Rock | 3/29/22 |
| RBI | 4 | Little Rock | 3/29/22 |
| Walks | 2 | 3x (at Mizzou) | 3/27/22 |
| Stolen Bases | 1 | at Mizzou | 3/27/22 |




7 CAYDEN WALLACE

SEASON HIGHS

| Category | High | Opponent (Last) | Date |
|--------------|------|------------------------|---------|
| Hits | 4 | vs. Indiana | 2/25/22 |
| Runs | 3 | 4x (UCA) | 4/5/22 |
| Doubles | 2 | 2x (#15 LSU) | 4/15/22 |
| Triples | 1 | Illinois State | 2/20/22 |
| Home Runs | 1 | 5x (at Florida) | 4/7/22 |
| RBI | 6 | UIC | 3/13/22 |
| Walks | 3 | 2x (Mississippi State) | 4/3/22 |
| Stolen Bases | 2 | UCA | 4/5/22 |

CAREER HIGHS

| Category | High | Opponent (Last) | Date |
|--------------|------|------------------------|---------|
| Hits | 4 | vs. Indiana | 2/25/22 |
| Runs | 3 | 6x (UCA) | 4/5/22 |
| Doubles | 2 | 2x (#15 LSU) | 4/15/22 |
| Triples | 1 | Illinois State | 2/20/22 |
| Home Runs | 2 | #9 Florida | 5/20/21 |
| RBI | 6 | UIC | 3/13/22 |
| Walks | 3 | 3x (Mississippi State) | 4/3/22 |
| Stolen Bases | 2 | UCA | 4/5/22 |



8 JACE BOHROFEN

SEASON HIGHS

| Category | High | Opponent (Last) | Date |
|--------------|------|---------------------|---------|
| Hits | 3 | Southeastern | 3/5/22 |
| Runs | 2 | 2x (Arkansas State) | 4/19/22 |
| Doubles | 2 | Southeastern | 3/4/22 |
| Triples | 1 | Southeastern | 3/5/22 |
| Home Runs | 2 | UCA | 4/5/22 |
| RBI | 5 | Southeastern | 3/5/22 |
| Walks | 1 | 3x (Arkansas State) | 4/19/22 |
| Stolen Bases | -- | -- | -- |

CAREER HIGHS

| Category | High | Opponent (Last) | Date |
|--------------|------|-----------------------|---------|
| Hits | 3 | 3x (Southeastern) | 3/5/22 |
| Runs | 2 | 5x (Arkansas State) | 4/19/22 |
| Doubles | 2 | Southeastern | 3/4/22 |
| Triples | 1 | 4x (Southeastern) | 3/5/22 |
| Home Runs | 2 | UCA | 4/5/22 |
| RBI | 6 | UT Arlington | 3/9/21 |
| Walks | 3 | at #11 Oklahoma State | 3/30/21 |
| Stolen Bases | 1 | vs. #2 Texas | 5/27/21 |



9 DRAKE VARNADO

SEASON HIGHS

| Category | High | Opponent (Last) | Date |
|--------------|------|-----------------|---------|
| Hits | 2 | Grambling | 3/16/22 |
| Runs | 1 | 5x (UAPB) | 4/12/22 |
| Doubles | 1 | Grambling | 3/16/22 |
| Triples | -- | -- | -- |
| Home Runs | -- | -- | -- |
| RBI | 2 | Little Rock | 3/29/22 |
| Walks | 2 | UAPB | 4/12/22 |
| Stolen Bases | -- | -- | -- |

CAREER HIGHS

| Category | High | Opponent (Last) | Date |
|--------------|------|-----------------|---------|
| Hits | 2 | Grambling | 3/16/22 |
| Runs | 1 | 5x (UAPB) | 4/12/22 |
| Doubles | 1 | Grambling | 3/16/22 |
| Triples | -- | -- | -- |
| Home Runs | -- | -- | -- |
| RBI | 2 | Little Rock | 3/29/22 |
| Walks | 2 | UAPB | 4/12/22 |
| Stolen Bases | -- | -- | -- |



10 PEYTON STOVALL

SEASON HIGHS

| Category | High | Opponent (Last) | Date |
|--------------|------|---------------------|---------|
| Hits | 3 | 2x (Grambling) | 3/16/22 |
| Runs | 4 | UCA | 4/5/22 |
| Doubles | 1 | 4x (#15 LSU) | 4/16/22 |
| Triples | -- | -- | -- |
| Home Runs | 1 | 3x (UCA) | 4/5/22 |
| RBI | 2 | 4x (Kentucky) | 3/19/22 |
| Walks | 2 | 2x (Arkansas State) | 4/19/22 |
| Stolen Bases | 1 | #15 LSU | 4/14/22 |

CAREER HIGHS

| Category | High | Opponent (Last) | Date |
|--------------|------|---------------------|---------|
| Hits | 3 | 2x (Grambling) | 3/16/22 |
| Runs | 4 | UCA | 4/5/22 |
| Doubles | 1 | 4x (#15 LSU) | 4/16/22 |
| Triples | -- | -- | -- |
| Home Runs | 1 | 3x (UCA) | 4/5/22 |
| RBI | 2 | 4x (Kentucky) | 3/19/22 |
| Walks | 2 | 2x (Arkansas State) | 4/19/22 |
| Stolen Bases | 1 | #15 LSU | 4/14/22 |



12 MICHAEL TURNER

SEASON HIGHS

| Category | High | Opponent (Last) | Date |
|--------------|------|-----------------|---------|
| Hits | 4 | UIC | 3/12/22 |
| Runs | 3 | 2x (Kentucky) | 3/19/22 |
| Doubles | 2 | Little Rock | 3/29/22 |
| Triples | 1 | vs. Indiana | 2/25/22 |
| Home Runs | 1 | 5x (#15 LSU) | 4/15/22 |
| RBI | 3 | 5x (at Mizzou) | 3/25/22 |
| Walks | 2 | 4x (Kentucky) | 3/20/22 |
| Stolen Bases | -- | -- | -- |

CAREER HIGHS

| Category | High | Opponent (Last) | Date |
|--------------|------|------------------|---------|
| Hits | 4 | 5x (UIC) | 3/12/22 |
| Runs | 3 | 7x (Kentucky) | 3/19/22 |
| Doubles | 2 | Little Rock | 3/29/22 |
| Triples | 1 | 5x (vs. Indiana) | 2/25/22 |
| Home Runs | 1 | 16x (#15 LSU) | 4/16/22 |
| RBI | 6 | at Bowling Green | 5/10/19 |
| Walks | 2 | 16x (Kentucky) | 3/20/22 |
| Stolen Bases | 2 | Toledo | 5/4/19 |



15 DYLAN LEACH

SEASON HIGHS

| Category | High | Opponent (Last) | Date |
|--------------|------|-----------------|---------|
| Hits | 5 | UCA | 4/5/22 |
| Runs | 4 | UCA | 4/5/22 |
| Doubles | 1 | 2x (UCA) | 4/5/22 |
| Triples | 1 | UCA | 4/5/22 |
| Home Runs | 2 | UCA | 4/5/22 |
| RBI | 5 | UCA | 4/5/22 |
| Walks | 3 | 3x (UAPB) | 4/12/22 |
| Stolen Bases | 1 | 4x (UAPB) | 4/12/22 |

CAREER HIGHS

| Category | High | Opponent (Last) | Date |
|--------------|------|-----------------|---------|
| Hits | 5 | UCA | 4/5/22 |
| Runs | 4 | UCA | 4/5/22 |
| Doubles | 1 | 3x (UCA) | 4/5/22 |
| Triples | 1 | 2x (UCA) | 4/5/22 |
| Home Runs | 2 | UCA | 4/5/22 |
| RBI | 5 | UCA | 4/5/22 |
| Walks | 3 | Memphis | 3/23/21 |
| Stolen Bases | 1 | 4x (UAPB) | 4/12/22 |



17 BRADY SLAVENS

SEASON HIGHS

| Category | High | Opponent (Last) | Date |
|--------------|------|---------------------|---------|
| Hits | 4 | 2x (Arkansas State) | 4/19/22 |
| Runs | 3 | 2x (Arkansas State) | 4/19/22 |
| Doubles | 1 | 7x (UAPB) | 4/12/22 |
| Triples | 1 | 3x (UAPB) | 4/12/22 |
| Home Runs | 2 | UAPB | 4/12/22 |
| RBI | 6 | UAPB | 4/12/22 |
| Walks | 2 | Omaha | 3/2/22 |
| Stolen Bases | 1 | Arkansas State | 4/19/22 |

CAREER HIGHS

| Category | High | Opponent (Last) | Date |
|--------------|------|---------------------|---------|
| Hits | 4 | 2x (Arkansas State) | 4/19/22 |
| Runs | 3 | 4x (Arkansas State) | 4/19/22 |
| Doubles | 2 | at Louisiana Tech | 3/13/21 |
| Triples | 1 | 6x (UAPB) | 4/12/21 |
| Home Runs | 2 | 3x (UAPB) | 4/12/22 |
| RBI | 6 | UAPB | 4/12/22 |
| Walks | 2 | 8x (Omaha) | 3/2/22 |
| Stolen Bases | 2 | Rhode Island | 3/17/19 |

**18 CHRIS LANZILLI****SEASON HIGHS**

| Category | High | Opponent (Last) | Date |
|--------------|------|------------------------|---------|
| Hits | 3 | Grambling | 3/16/22 |
| Runs | 2 | 4x (at Florida) | 4/7/22 |
| Doubles | 1 | 5x (at Mizzou) | 3/26/22 |
| Triples | -- | -- | -- |
| Home Runs | 1 | 5x (#15 LSU) | 4/15/22 |
| RBI | 3 | 3x (Grambling) | 3/16/22 |
| Walks | 2 | 4x (Mississippi State) | 4/1/22 |
| Stolen Bases | 1 | 3x (UAPB) | 4/12/22 |

CAREER HIGHS

| Category | High | Opponent (Last) | Date |
|--------------|------|------------------|---------|
| Hits | 4 | Virginia Tech | 4/6/19 |
| Runs | 3 | 5x (Brown) | 2/29/20 |
| Doubles | 3 | at Duke | 3/23/19 |
| Triples | -- | -- | -- |
| Home Runs | 2 | 5x (NC State) | 5/2/21 |
| RBI | 10 | Boston College | 3/17/19 |
| Walks | 3 | at Florida State | 4/28/19 |
| Stolen Bases | 1 | 11x (UAPB) | 4/11/22 |

**44 MAX SOLIZ JR.****SEASON HIGHS**

| Category | High | Opponent (Last) | Date |
|--------------|------|-------------------|---------|
| Hits | 1 | 2x (UIC) | 3/12/22 |
| Runs | 1 | 2x (UAPB) | 4/12/22 |
| Doubles | 1 | Omaha | 3/2/22 |
| Triples | -- | -- | -- |
| Home Runs | -- | -- | -- |
| RBI | 1 | Omaha | 3/2/22 |
| Walks | 1 | Mississippi State | 4/1/22 |
| Stolen Bases | -- | -- | -- |

CAREER HIGHS

| Category | High | Opponent (Last) | Date |
|--------------|------|-------------------|---------|
| Hits | 1 | 2x (UIC) | 3/12/22 |
| Runs | 1 | 2x (UAPB) | 4/12/22 |
| Doubles | 1 | Omaha | 3/2/22 |
| Triples | -- | -- | -- |
| Home Runs | -- | -- | -- |
| RBI | 1 | Omaha | 3/2/22 |
| Walks | 1 | Mississippi State | 4/1/22 |
| Stolen Bases | -- | -- | -- |

**24 BRAYDON WEBB****SEASON HIGHS**

| Category | High | Opponent (Last) | Date |
|--------------|------|-------------------|---------|
| Hits | 3 | 2x (UAPB) | 4/12/22 |
| Runs | 3 | 2x (UCA) | 4/5/22 |
| Doubles | 1 | at Mizzou | 3/27/22 |
| Triples | -- | -- | -- |
| Home Runs | 1 | 9x (UAPB) | 4/12/22 |
| RBI | 4 | 2x (UCA) | 4/5/22 |
| Walks | 4 | Mississippi State | 4/1/22 |
| Stolen Bases | 2 | Little Rock | 3/29/22 |

CAREER HIGHS

| Category | High | Opponent (Last) | Date |
|--------------|------|------------------------|---------|
| Hits | 3 | 3x (UAPB) | 4/12/22 |
| Runs | 3 | 6x (UCA) | 4/5/22 |
| Doubles | 1 | 5x (at Mizzou) | 3/27/22 |
| Triples | -- | -- | -- |
| Home Runs | 1 | 16x (UAPB) | 4/12/22 |
| RBI | 4 | 2x (UCA) | 4/5/22 |
| Walks | 4 | 2x (Mississippi State) | 4/1/22 |
| Stolen Bases | 2 | 2x (Little Rock) | 3/29/22 |



13 CONNOR NOLAND

SEASON HIGHS

| Category | High | Opponent (Last) | Date |
|----------------|------|-----------------|---------|
| Innings | 7.0 | 2x (at Florida) | 4/7/22 |
| Longest Start | 7.0 | 2x (at Florida) | 4/7/22 |
| Shortest Start | 5.0 | 2x (at Mizzou) | 3/25/22 |
| Longest Relief | -- | -- | -- |
| Hits | 7 | 2x (at Mizzou) | 3/25/22 |
| Runs | 3 | 4x (#15 LSU) | 4/14/22 |
| Earned Runs | 3 | 4x (#15 LSU) | 4/14/22 |
| Walks | 2 | 4x (Kentucky) | 3/18/22 |
| Strikeouts | 11 | UIC | 3/10/22 |

CAREER HIGHS

| Category | High | Opponent (Last) | Date |
|----------------|------|----------------------|---------|
| Innings | 7.2 | #2 Mississippi State | 4/20/19 |
| Longest Start | 7.2 | #2 Mississippi State | 4/20/19 |
| Shortest Start | 0.0 | at #6 Vanderbilt | 4/13/19 |
| Longest Relief | 4.2 | SEMO | 2/26/21 |
| Hits | 7 | 3x (at Mizzou) | 3/25/22 |
| Runs | 6 | at LSU | 5/1/21 |
| Earned Runs | 6 | at LSU | 5/1/21 |
| Walks | 3 | Gonzaga | 2/21/20 |
| Strikeouts | 11 | 2x (UIC) | 3/10/20 |



22 JAXON WIGGINS

SEASON HIGHS

| Category | High | Opponent (Last) | Date |
|----------------|------|-----------------|---------|
| Innings | 7.1 | at Mizzou | 3/27/22 |
| Longest Start | 7.1 | at Mizzou | 3/27/22 |
| Shortest Start | 3.1 | UIC | 3/13/22 |
| Longest Relief | -- | -- | -- |
| Hits | 9 | 2x (#15 LSU) | 4/16/22 |
| Runs | 7 | at Florida | 4/9/22 |
| Earned Runs | 7 | at Florida | 4/9/22 |
| Walks | 4 | 3x (Kentucky) | 3/20/22 |
| Strikeouts | 9 | #15 LSU | 4/16/22 |

CAREER HIGHS

| Category | High | Opponent (Last) | Date |
|----------------|------|-----------------|---------|
| Innings | 7.1 | at Mizzou | 3/27/22 |
| Longest Start | 7.1 | at Mizzou | 3/27/22 |
| Shortest Start | 2.0 | vs. #9 Florida | 5/22/21 |
| Longest Relief | 2.0 | 2x (Texas A&M) | 4/18/21 |
| Hits | 9 | 2x (#15 LSU) | 4/16/22 |
| Runs | 7 | at Florida | 4/9/22 |
| Earned Runs | 7 | at Florida | 4/9/22 |
| Walks | 4 | 3x (Kentucky) | 3/20/22 |
| Strikeouts | 9 | #15 LSU | 4/16/22 |



20 ELIJAH TREST

SEASON HIGHS

| Category | High | Opponent (Last) | Date |
|----------------|------|-----------------|---------|
| Innings | 2.0 | UAPB | 4/12/22 |
| Longest Start | -- | -- | -- |
| Shortest Start | -- | -- | -- |
| Longest Relief | 2.0 | UAPB | 4/12/22 |
| Hits | 2 | at Mizzou | 3/26/22 |
| Runs | 2 | at Mizzou | 3/26/22 |
| Earned Runs | 2 | at Mizzou | 3/26/22 |
| Walks | 3 | Arkansas State | 4/19/22 |
| Strikeouts | 3 | UAPB | 4/12/22 |

CAREER HIGHS

| Category | High | Opponent (Last) | Date |
|----------------|------|------------------------|---------|
| Innings | 3.0 | 3x (vs. #3 Texas Tech) | 2/20/21 |
| Longest Start | -- | -- | -- |
| Shortest Start | -- | -- | -- |
| Longest Relief | 3.0 | 3x (vs. #3 Texas Tech) | 2/20/21 |
| Hits | 3 | Central Arkansas | 3/30/21 |
| Runs | 3 | 3x (#15 LSU) | 5/10/19 |
| Earned Runs | 3 | 3x (#15 LSU) | 5/10/19 |
| Walks | 3 | Arkansas State | 4/19/22 |
| Strikeouts | 4 | 2x (vs. #3 Texas Tech) | 2/20/21 |



25 BRADY TYGART

SEASON HIGHS

| Category | High | Opponent (Last) | Date |
|----------------|------|-------------------|---------|
| Innings | 3.2 | Mississippi State | 4/3/22 |
| Longest Start | -- | -- | -- |
| Shortest Start | -- | -- | -- |
| Longest Relief | 3.2 | Mississippi State | 4/3/22 |
| Hits | 4 | UIC | 3/13/22 |
| Runs | 2 | 2x (at Florida) | 4/9/22 |
| Earned Runs | 2 | 2x (at Florida) | 4/9/22 |
| Walks | 2 | at Florida | 4/9/22 |
| Strikeouts | 7 | Mississippi State | 4/3/22 |

CAREER HIGHS

| Category | High | Opponent (Last) | Date |
|----------------|------|-------------------|---------|
| Innings | 3.2 | Mississippi State | 4/3/22 |
| Longest Start | -- | -- | -- |
| Shortest Start | -- | -- | -- |
| Longest Relief | 3.2 | Mississippi State | 4/3/22 |
| Hits | 4 | UIC | 3/13/22 |
| Runs | 2 | 2x (at Florida) | 4/9/22 |
| Earned Runs | 2 | 2x (at Florida) | 4/9/22 |
| Walks | 2 | at Florida | 4/9/22 |
| Strikeouts | 7 | Mississippi State | 4/3/22 |

**27 NICK MOTEN****SEASON HIGHS**

| Category | High | Opponent (Last) | Date |
|----------------|------|-----------------|--------|
| Innings | 1.0 | Omaha | 3/2/22 |
| Longest Start | -- | -- | -- |
| Shortest Start | -- | -- | -- |
| Longest Relief | 1.0 | Omaha | 3/2/22 |
| Hits | 2 | UCA | 4/5/22 |
| Runs | 4 | UCA | 4/5/22 |
| Earned Runs | 4 | UCA | 4/5/22 |
| Walks | 2 | UCA | 4/5/22 |
| Strikeouts | 1 | Omaha | 3/2/22 |

CAREER HIGHS

| Category | High | Opponent (Last) | Date |
|----------------|------|-----------------|--------|
| Innings | 1.0 | Omaha | 3/2/22 |
| Longest Start | -- | -- | -- |
| Shortest Start | -- | -- | -- |
| Longest Relief | 1.0 | Omaha | 3/2/22 |
| Hits | 2 | UCA | 4/5/22 |
| Runs | 4 | UCA | 4/5/22 |
| Earned Runs | 4 | UCA | 4/5/22 |
| Walks | 2 | UCA | 4/5/22 |
| Strikeouts | 1 | Omaha | 3/2/22 |

**29 AUSTIN LEDBETTER****SEASON HIGHS**

| Category | High | Opponent (Last) | Date |
|----------------|------|-----------------|---------|
| Innings | 3.0 | UIC | 3/10/22 |
| Longest Start | 3.0 | UIC | 3/10/22 |
| Shortest Start | 2.1 | Grambling | 3/16/22 |
| Longest Relief | 2.2 | Southeastern | 3/4/22 |
| Hits | 5 | Grambling | 3/16/22 |
| Runs | 3 | Grambling | 3/16/22 |
| Earned Runs | 3 | Grambling | 3/16/22 |
| Walks | 1 | UIC | 3/10/22 |
| Strikeouts | 5 | Southeastern | 3/4/22 |

CAREER HIGHS


| Category | High | Opponent (Last) | Date |
|----------------|------|-----------------|---------|
| Innings | 3.0 | UIC | 3/10/22 |
| Longest Start | 3.0 | UIC | 3/10/22 |
| Shortest Start | 2.1 | Grambling | 3/16/22 |
| Longest Relief | 2.2 | Southeastern | 3/4/22 |
| Hits | 5 | Grambling | 3/16/22 |
| Runs | 3 | Grambling | 3/16/22 |
| Earned Runs | 3 | Grambling | 3/16/22 |
| Walks | 1 | UIC | 3/10/22 |
| Strikeouts | 5 | Southeastern | 3/4/22 |

**28 KOLE RAMAGE****SEASON HIGHS**

| Category | High | Opponent (Last) | Date |
|----------------|------|------------------------|---------|
| Innings | 4.0 | Illinois State | 2/20/22 |
| Longest Start | 3.0 | 2x (Arkansas State) | 4/19/22 |
| Shortest Start | -- | -- | -- |
| Longest Relief | 4.0 | Illinois State | 2/20/22 |
| Hits | 2 | 6x (Mississippi State) | 4/3/22 |
| Runs | 3 | Southeastern | 3/4/22 |
| Earned Runs | 3 | Southeastern | 3/4/22 |
| Walks | 2 | 3x (at Mizzou) | 3/26/22 |
| Strikeouts | 6 | 2x (vs. Indiana) | 2/25/22 |

CAREER HIGHS

| Category | High | Opponent (Last) | Date |
|----------------|------|------------------|---------|
| Innings | 5.0 | 2x (vs. Baylor) | 3/1/20 |
| Longest Start | 5.0 | 2x (vs. Baylor) | 3/1/20 |
| Shortest Start | 1.2 | #4 Kentucky | 3/17/18 |
| Longest Relief | 4.2 | at #15 Auburn | 4/5/19 |
| Hits | 7 | at #6 Vanderbilt | 4/13/19 |
| Runs | 7 | at #6 Vanderbilt | 4/13/19 |
| Earned Runs | 7 | at #6 Vanderbilt | 4/13/19 |
| Walks | 6 | #14 Ole Miss | 6/9/19 |
| Strikeouts | 7 | 2x (Little Rock) | 4/6/21 |

**31 DYLAN CARTER****SEASON HIGHS**

| Category | High | Opponent (Last) | Date |
|----------------|------|-----------------|------|
| Innings | -- | -- | -- |
| Longest Start | -- | -- | -- |
| Shortest Start | -- | -- | -- |
| Longest Relief | -- | -- | -- |
| Hits | -- | -- | -- |
| Runs | -- | -- | -- |
| Earned Runs | -- | -- | -- |
| Walks | -- | -- | -- |
| Strikeouts | -- | -- | -- |

CAREER HIGHS

| Category | High | Opponent (Last) | Date |
|----------------|------|-----------------|------|
| Innings | -- | -- | -- |
| Longest Start | -- | -- | -- |
| Shortest Start | -- | -- | -- |
| Longest Relief | -- | -- | -- |
| Hits | -- | -- | -- |
| Runs | -- | -- | -- |
| Earned Runs | -- | -- | -- |
| Walks | -- | -- | -- |
| Strikeouts | -- | -- | -- |




32 ZACK MORRIS

SEASON HIGHS

| Category | High | Opponent (Last) | Date |
|----------------|------|-----------------|---------|
| Innings | 2.2 | 2x (#15 LSU) | 4/16/22 |
| Longest Start | -- | -- | -- |
| Shortest Start | -- | -- | -- |
| Longest Relief | 2.2 | 2x (#15 LSU) | 4/16/22 |
| Hits | 2 | 3x (#15 LSU) | 4/16/22 |
| Runs | 2 | UCA | 4/5/22 |
| Earned Runs | 2 | UCA | 4/5/22 |
| Walks | 1 | 4x (UCA) | 4/5/22 |
| Strikeouts | 3 | UAPB | 4/12/22 |

CAREER HIGHS

| Category | High | Opponent (Last) | Date |
|----------------|------|---------------------|---------|
| Innings | 2.2 | 2x (#15 LSU) | 4/16/22 |
| Longest Start | -- | -- | -- |
| Shortest Start | -- | -- | -- |
| Longest Relief | 2.2 | 2x (#15 LSU) | 4/16/22 |
| Hits | 2 | 6x (#15 LSU) | 4/16/22 |
| Runs | 3 | 2x (Arkansas State) | 5/11/21 |
| Earned Runs | 3 | Texas A&M | 4/18/21 |
| Walks | 3 | Texas A&M | 4/18/21 |
| Strikeouts | 4 | UAPB | 4/13/21 |



34 NICK GRIFFIN

SEASON HIGHS

| Category | High | Opponent (Last) | Date |
|----------------|------|---------------------|---------|
| Innings | 2.0 | Arkansas State | 4/19/22 |
| Longest Start | -- | -- | -- |
| Shortest Start | -- | -- | -- |
| Longest Relief | 2.0 | Arkansas State | 4/19/22 |
| Hits | 1 | 3x (Arkansas State) | 4/19/22 |
| Runs | 1 | vs. Louisiana | 2/27/22 |
| Earned Runs | 1 | vs. Louisiana | 2/27/22 |
| Walks | 3 | 2x (Arkansas State) | 4/19/22 |
| Strikeouts | 4 | Arkansas State | 4/19/22 |

CAREER HIGHS

| Category | High | Opponent (Last) | Date |
|----------------|------|---------------------|---------|
| Innings | 2.0 | Arkansas State | 4/19/22 |
| Longest Start | -- | -- | -- |
| Shortest Start | -- | -- | -- |
| Longest Relief | 2.0 | Arkansas State | 4/19/22 |
| Hits | 1 | 3x (Arkansas State) | 4/19/22 |
| Runs | 1 | vs. Louisiana | 2/27/22 |
| Earned Runs | 1 | vs. Louisiana | 2/27/22 |
| Walks | 3 | 2x (Arkansas State) | 4/19/22 |
| Strikeouts | 4 | Arkansas State | 4/19/22 |



33 HAGEN SMITH

SEASON HIGHS

| Category | High | Opponent (Last) | Date |
|----------------|------|------------------------|---------|
| Innings | 7.0 | 2x (#15 LSU) | 4/15/22 |
| Longest Start | 7.0 | 2x (#15 LSU) | 4/15/22 |
| Shortest Start | 2.1 | vs. #6 Stanford | 2/27/22 |
| Longest Relief | -- | -- | -- |
| Hits | 7 | at Florida | 4/8/22 |
| Runs | 7 | at Florida | 4/8/22 |
| Earned Runs | 6 | at Florida | 4/8/22 |
| Walks | 3 | 5x (Mississippi State) | 4/2/22 |
| Strikeouts | 9 | Southeastern | 3/5/22 |

CAREER HIGHS

| Category | High | Opponent (Last) | Date |
|----------------|------|------------------------|---------|
| Innings | 7.0 | 2x (#15 LSU) | 4/15/22 |
| Longest Start | 7.0 | 2x (#15 LSU) | 4/15/22 |
| Shortest Start | 2.1 | vs. #6 Stanford | 2/27/22 |
| Longest Relief | -- | -- | -- |
| Hits | 7 | at Florida | 4/8/22 |
| Runs | 7 | at Florida | 4/8/22 |
| Earned Runs | 6 | at Florida | 4/8/22 |
| Walks | 3 | 5x (Mississippi State) | 4/2/22 |
| Strikeouts | 9 | Southeastern | 3/5/22 |



35 VINCENT TRAPANI

SEASON HIGHS

| Category | High | Opponent (Last) | Date |
|----------------|------|-----------------|------|
| Innings | -- | -- | -- |
| Longest Start | -- | -- | -- |
| Shortest Start | -- | -- | -- |
| Longest Relief | -- | -- | -- |
| Hits | -- | -- | -- |
| Runs | -- | -- | -- |
| Earned Runs | -- | -- | -- |
| Walks | -- | -- | -- |
| Strikeouts | -- | -- | -- |

CAREER HIGHS

| Category | High | Opponent (Last) | Date |
|----------------|------|-----------------|------|
| Innings | -- | -- | -- |
| Longest Start | -- | -- | -- |
| Shortest Start | -- | -- | -- |
| Longest Relief | -- | -- | -- |
| Hits | -- | -- | -- |
| Runs | -- | -- | -- |
| Earned Runs | -- | -- | -- |
| Walks | -- | -- | -- |
| Strikeouts | -- | -- | -- |

**36 PEYTON PALLETTE****SEASON HIGHS**

| Category | High | Opponent (Last) | Date |
|----------------|------|-----------------|------|
| Innings | -- | -- | -- |
| Longest Start | -- | -- | -- |
| Shortest Start | -- | -- | -- |
| Longest Relief | -- | -- | -- |
| Hits | -- | -- | -- |
| Runs | -- | -- | -- |
| Earned Runs | -- | -- | -- |
| Walks | -- | -- | -- |
| Strikeouts | -- | -- | -- |

CAREER HIGHS

| Category | High | Opponent (Last) | Date |
|----------------|------|----------------------------|---------|
| Innings | 6.0 | Texas A&M | 4/17/21 |
| Longest Start | 6.0 | Texas A&M | 4/17/21 |
| Shortest Start | 1.0 | #22 Alabama | 3/19/21 |
| Longest Relief | 4.1 | Auburn | 4/2/21 |
| Hits | 9 | at #3 Ole Miss | 4/10/21 |
| Runs | 7 | at #3 Ole Miss | 4/10/21 |
| Earned Runs | 7 | at #3 Ole Miss | 4/10/21 |
| Walks | 3 | 3x (at #11 South Carolina) | 4/23/21 |
| Strikeouts | 10 | Murray State | 3/5/21 |

**38 MARK ADAMIAK****SEASON HIGHS**

| Category | High | Opponent (Last) | Date |
|----------------|------|---------------------|---------|
| Innings | 4.0 | Grambling | 3/15/22 |
| Longest Start | 4.0 | Grambling | 3/15/22 |
| Shortest Start | 0.2 | Little Rock | 3/29/22 |
| Longest Relief | 2.1 | Arkansas State | 4/19/22 |
| Hits | 4 | Omaha | 3/2/22 |
| Runs | 4 | Little Rock | 3/29/22 |
| Earned Runs | 4 | Little Rock | 3/29/22 |
| Walks | 2 | 2x (Arkansas State) | 4/19/22 |
| Strikeouts | 6 | Grambling | 3/15/22 |

CAREER HIGHS

| Category | High | Opponent (Last) | Date |
|----------------|------|---------------------|---------|
| Innings | 4.0 | Grambling | 3/15/22 |
| Longest Start | 4.0 | Grambling | 3/15/22 |
| Shortest Start | 0.2 | Little Rock | 3/29/22 |
| Longest Relief | 2.1 | Arkansas State | 4/19/22 |
| Hits | 4 | Omaha | 3/2/22 |
| Runs | 4 | Little Rock | 3/29/22 |
| Earned Runs | 4 | Little Rock | 3/29/22 |
| Walks | 2 | 2x (Arkansas State) | 4/19/22 |
| Strikeouts | 6 | Grambling | 3/15/22 |

**37 JAKE FAHERTY****SEASON HIGHS**

| Category | High | Opponent (Last) | Date |
|----------------|------|-----------------|---------|
| Innings | 0.1 | UIC | 3/10/22 |
| Longest Start | -- | -- | -- |
| Shortest Start | -- | UIC | 3/10/22 |
| Longest Relief | 0.1 | UIC | 3/10/22 |
| Hits | 0 | UIC | 3/10/22 |
| Runs | 0 | UIC | 3/10/22 |
| Earned Runs | 0 | UIC | 3/10/22 |
| Walks | 1 | UIC | 3/10/22 |
| Strikeouts | 1 | UIC | 3/10/22 |

CAREER HIGHS

| Category | High | Opponent (Last) | Date |
|----------------|------|-----------------|---------|
| Innings | 0.1 | UIC | 3/10/22 |
| Longest Start | -- | -- | -- |
| Shortest Start | -- | UIC | 3/10/22 |
| Longest Relief | 0.1 | UIC | 3/10/22 |
| Hits | 0 | UIC | 3/10/22 |
| Runs | 0 | UIC | 3/10/22 |
| Earned Runs | 0 | UIC | 3/10/22 |
| Walks | 1 | UIC | 3/10/22 |
| Strikeouts | 1 | UIC | 3/10/22 |

**39 EVAN TAYLOR****SEASON HIGHS**

| Category | High | Opponent (Last) | Date |
|----------------|------|------------------------|---------|
| Innings | 2.0 | 2x (Little Rock) | 3/29/22 |
| Longest Start | -- | -- | -- |
| Shortest Start | -- | -- | -- |
| Longest Relief | 2.0 | Omaha | 3/2/22 |
| Hits | 3 | at Mizzou | 3/25/22 |
| Runs | 1 | 5x (#15 LSU) | 4/14/22 |
| Earned Runs | 1 | 4x (Mississippi State) | 4/3/22 |
| Walks | 2 | UIC | 3/10/22 |
| Strikeouts | 3 | #15 LSU | 4/14/22 |

CAREER HIGHS

| Category | High | Opponent (Last) | Date |
|----------------|------|------------------|---------|
| Innings | 2.0 | 4x (Little Rock) | 3/29/22 |
| Longest Start | -- | -- | -- |
| Shortest Start | -- | -- | -- |
| Longest Relief | 2.0 | 3x (Omaha) | 3/2/22 |
| Hits | 5 | #22 Alabama | 3/19/21 |
| Runs | 5 | #22 Alabama | 3/19/21 |
| Earned Runs | 5 | #22 Alabama | 3/19/21 |
| Walks | 2 | 5x (UIC) | 3/10/21 |
| Strikeouts | 4 | Western Illinois | 3/13/19 |



41 WILL McENTIRE

SEASON HIGHS

| Category | High | Opponent (Last) | Date |
|----------------|------|-----------------|---------|
| Innings | 3.0 | UAPB | 4/12/22 |
| Longest Start | 3.0 | UAPB | 4/12/22 |
| Shortest Start | -- | -- | -- |
| Longest Relief | -- | -- | -- |
| Hits | 2 | UAPB | 4/12/22 |
| Runs | 0 | UAPB | 4/12/22 |
| Earned Runs | 0 | UAPB | 4/12/22 |
| Walks | 3 | UAPB | 4/12/22 |
| Strikeouts | 5 | UAPB | 4/12/22 |

CAREER HIGHS

| Category | High | Opponent (Last) | Date |
|----------------|------|-----------------|---------|
| Innings | 6.0 | Grand Canyon | 3/10/20 |
| Longest Start | 6.0 | Grand Canyon | 3/10/20 |
| Shortest Start | 3.0 | UAPB | 4/12/22 |
| Longest Relief | 2.0 | South Alabama | 3/7/20 |
| Hits | 7 | Grand Canyon | 3/10/20 |
| Runs | 1 | Grand Canyon | 3/10/20 |
| Earned Runs | 1 | Grand Canyon | 3/10/20 |
| Walks | 3 | UAPB | 4/12/22 |
| Strikeouts | 5 | UAPB | 4/12/22 |



46 TYLER CACCIATORI

SEASON HIGHS

| Category | High | Opponent (Last) | Date |
|----------------|------|-----------------|------|
| Innings | -- | -- | -- |
| Longest Start | -- | -- | -- |
| Shortest Start | -- | -- | -- |
| Longest Relief | -- | -- | -- |
| Hits | -- | -- | -- |
| Runs | -- | -- | -- |
| Earned Runs | -- | -- | -- |
| Walks | -- | -- | -- |
| Strikeouts | -- | -- | -- |

CAREER HIGHS

| Category | High | Opponent (Last) | Date |
|----------------|------|-----------------|------|
| Innings | -- | -- | -- |
| Longest Start | -- | -- | -- |
| Shortest Start | -- | -- | -- |
| Longest Relief | -- | -- | -- |
| Hits | -- | -- | -- |
| Runs | -- | -- | -- |
| Earned Runs | -- | -- | -- |
| Walks | -- | -- | -- |
| Strikeouts | -- | -- | -- |




43 MILLER PLEIMANN

SEASON HIGHS

| Category | High | Opponent (Last) | Date |
|----------------|------|------------------|---------|
| Innings | 2.1 | Little Rock | 3/29/22 |
| Longest Start | 0.1 | UCA | 4/5/22 |
| Shortest Start | -- | -- | -- |
| Longest Relief | 2.1 | Little Rock | 3/29/22 |
| Hits | 4 | 2x (UCA) | 4/5/22 |
| Runs | 3 | UCA | 4/5/22 |
| Earned Runs | 3 | UCA | 4/5/22 |
| Walks | 0 | 3x (Little Rock) | 3/29/22 |
| Strikeouts | 5 | Little Rock | 3/29/22 |

CAREER HIGHS

| Category | High | Opponent (Last) | Date |
|----------------|------|-----------------|---------|
| Innings | 2.2 | 2x (Omaha) | 3/26/19 |
| Longest Start | 2.2 | Omaha | 3/26/19 |
| Shortest Start | 0.1 | UCA | 4/5/22 |
| Longest Relief | 2.2 | Rhode Island | 3/16/19 |
| Hits | 4 | 2x (UCA) | 4/5/22 |
| Runs | 3 | 3x (UCA) | 4/5/22 |
| Earned Runs | 3 | 2x (UCA) | 4/5/22 |
| Walks | 3 | 2x (Memphis) | 3/24/21 |
| Strikeouts | 5 | Little Rock | 3/29/22 |



48 HESTON TOLE

SEASON HIGHS

| Category | High | Opponent (Last) | Date |
|----------------|------|-----------------|---------|
| Innings | 3.0 | vs. #6 Stanford | 2/27/22 |
| Longest Start | -- | -- | -- |
| Shortest Start | -- | -- | -- |
| Longest Relief | 3.0 | vs. #6 Stanford | 2/27/22 |
| Hits | 5 | vs. #6 Stanford | 2/27/22 |
| Runs | 1 | 4x (UIC) | 3/10/22 |
| Earned Runs | 1 | 3x (UIC) | 3/10/22 |
| Walks | 1 | 2x (UCA) | 4/5/22 |
| Strikeouts | 4 | Grambling | 3/16/22 |

CAREER HIGHS

| Category | High | Opponent (Last) | Date |
|----------------|------|-----------------|---------|
| Innings | 3.0 | vs. #6 Stanford | 2/27/22 |
| Longest Start | -- | -- | -- |
| Shortest Start | -- | -- | -- |
| Longest Relief | 3.0 | vs. #6 Stanford | 2/27/22 |
| Hits | 5 | vs. #6 Stanford | 2/27/22 |
| Runs | 2 | NJIT | 6/4/21 |
| Earned Runs | 2 | NJIT | 6/4/21 |
| Walks | 1 | 4x (UCA) | 4/5/22 |
| Strikeouts | 4 | Grambling | 3/16/22 |



50 MATTHEW MAGRE

SEASON HIGHS

| Category | High | Opponent (Last) | Date |
|----------------|------|-----------------|------|
| Innings | -- | -- | -- |
| Longest Start | -- | -- | -- |
| Shortest Start | -- | -- | -- |
| Longest Relief | -- | -- | -- |
| Hits | -- | -- | -- |
| Runs | -- | -- | -- |
| Earned Runs | -- | -- | -- |
| Walks | -- | -- | -- |
| Strikeouts | -- | -- | -- |

CAREER HIGHS

| Category | High | Opponent (Last) | Date |
|----------------|------|-----------------|---------|
| Innings | 0.2 | SEMO | 2/27/21 |
| Longest Start | -- | -- | -- |
| Shortest Start | -- | -- | -- |
| Longest Relief | 0.2 | SEMO | 2/27/21 |
| Hits | 0 | SEMO | 2/27/21 |
| Runs | 0 | SEMO | 2/27/21 |
| Earned Runs | 0 | SEMO | 2/27/21 |
| Walks | 1 | SEMO | 2/27/21 |
| Strikeouts | 1 | SEMO | 2/27/21 |



58 EVAN GRAY

SEASON HIGHS

| Category | High | Opponent (Last) | Date |
|----------------|------|------------------------|---------|
| Innings | 1.0 | UIC | 3/12/22 |
| Longest Start | -- | -- | -- |
| Shortest Start | -- | -- | -- |
| Longest Relief | 1.0 | UIC | 3/12/22 |
| Hits | 0 | 3x (Mississippi State) | 4/3/22 |
| Runs | 0 | 3x (Mississippi State) | 4/3/22 |
| Earned Runs | 0 | 3x (Mississippi State) | 4/3/22 |
| Walks | 1 | UIC | 3/12/22 |
| Strikeouts | 3 | UIC | 3/12/22 |

CAREER HIGHS

| Category | High | Opponent (Last) | Date |
|----------------|------|-----------------|---------|
| Innings | 1.0 | 6x (UIC) | 3/12/22 |
| Longest Start | -- | -- | -- |
| Shortest Start | -- | -- | -- |
| Longest Relief | 1.0 | 6x (UIC) | 3/12/22 |
| Hits | 2 | Little Rock | 4/6/21 |
| Runs | 2 | Little Rock | 4/6/21 |
| Earned Runs | 2 | Oklahoma | 3/16/21 |
| Walks | 1 | 3x (UIC) | 3/12/22 |
| Strikeouts | 3 | UIC | 3/12/22 |



55 GABRIEL STARKS

SEASON HIGHS

| Category | High | Opponent (Last) | Date |
|----------------|------|------------------------|---------|
| Innings | 2.0 | 2x (Mississippi State) | 4/2/22 |
| Longest Start | -- | -- | -- |
| Shortest Start | -- | -- | -- |
| Longest Relief | 2.0 | 2x (Mississippi State) | 4/2/22 |
| Hits | 2 | 2x (Mississippi State) | 4/2/22 |
| Runs | 2 | Mississippi State | 4/2/22 |
| Earned Runs | 1 | Omaha | 3/2/22 |
| Walks | 2 | Illinois State | 2/18/22 |
| Strikeouts | 4 | Grambling | 3/15/22 |

CAREER HIGHS

| Category | High | Opponent (Last) | Date |
|----------------|------|------------------------|---------|
| Innings | 2.0 | 2x (Mississippi State) | 4/2/22 |
| Longest Start | -- | -- | -- |
| Shortest Start | -- | -- | -- |
| Longest Relief | 2.0 | 2x (Mississippi State) | 4/2/22 |
| Hits | 2 | 2x (Mississippi State) | 4/2/22 |
| Runs | 3 | UAPB | 4/13/21 |
| Earned Runs | 3 | UAPB | 4/13/21 |
| Walks | 3 | UAPB | 4/13/21 |
| Strikeouts | 4 | Grambling | 3/15/22 |



59 ISSAC BRACKEN

SEASON HIGHS

| Category | High | Opponent (Last) | Date |
|----------------|------|-------------------|---------|
| Innings | 2.0 | UAPB | 4/22/22 |
| Longest Start | -- | -- | -- |
| Shortest Start | -- | -- | -- |
| Longest Relief | 2.0 | UAPB | 4/22/22 |
| Hits | 2 | UCA | 4/5/22 |
| Runs | 1 | Southeastern | 3/4/22 |
| Earned Runs | 1 | Southeastern | 3/4/22 |
| Walks | 1 | 2x (Southeastern) | 3/4/22 |
| Strikeouts | 2 | UCA | 4/5/22 |

CAREER HIGHS

| Category | High | Opponent (Last) | Date |
|----------------|------|-----------------------|---------|
| Innings | 9.0 | California Baptist | 4/28/19 |
| Longest Start | 9.0 | California Baptist | 4/28/19 |
| Shortest Start | 1.2 | Sacramento State | 3/26/17 |
| Longest Relief | 3.0 | 2x (at Air Force) | 5/15/18 |
| Hits | 11 | at UC Davis | 3/16/18 |
| Runs | 8 | Sacramento State | 5/5/19 |
| Earned Runs | 7 | 2x (Sacramento State) | 5/5/19 |
| Walks | 5 | Sacramento State | 5/5/19 |
| Strikeouts | 10 | North Dakota State | 3/1/19 |



88 ZEBULON VERMILLION

SEASON HIGHS

| Category | High | Opponent (Last) | Date |
|----------------|------|-----------------|---------|
| Innings | 3.0 | Kentucky | 3/19/22 |
| Longest Start | -- | -- | -- |
| Shortest Start | -- | -- | -- |
| Longest Relief | 3.0 | Kentucky | 3/19/22 |
| Hits | 3 | at Mizzou | 3/25/22 |
| Runs | 1 | 3x (at Florida) | 4/7/22 |
| Earned Runs | 1 | 3x (at Florida) | 4/7/22 |
| Walks | 2 | Illinois State | 2/18/22 |
| Strikeouts | 5 | Kentucky | 3/19/22 |

CAREER HIGHS

| Category | High | Opponent (Last) | Date |
|----------------|------|-------------------------|---------|
| Innings | 8.0 | 2x (#22 Alabama) | 3/20/21 |
| Longest Start | 8.0 | 2x (#22 Alabama) | 3/20/21 |
| Shortest Start | 2.2 | Auburn | 4/2/21 |
| Longest Relief | 3.0 | 3x (South Alabama) | 3/8/20 |
| Hits | 7 | at #2 Mississippi State | 3/27/21 |
| Runs | 4 | at #2 Mississippi State | 3/27/21 |
| Earned Runs | 4 | at #2 Mississippi State | 3/27/21 |
| Walks | 4 | SEMO | 2/26/21 |
| Strikeouts | 6 | South Alabama | 3/8/20 |



Record: 29-7 Home: 24-3 Away: 3-3 Neutral: 2-1 SEC: 11-4

| Player | avg | gp-gs | ab | r | h | 2b | 3b | hr | rbi | tb | slg% | bb | hp | so | gdp | ob% | sf | sh | sb-att | po | a | e | fld% |
|-------------------|------|-------|------|-----|-----|----|----|----|-----|-----|------|-----|----|-----|-----|------|----|----|--------|-----|-----|----|-------|
| 12 Michael Turner | .341 | 34-33 | 129 | 26 | 44 | 10 | 1 | 5 | 32 | 71 | .550 | 18 | 2 | 22 | 5 | .418 | 4 | 0 | 0-0 | 295 | 26 | 1 | .997 |
| 18 Chris Lanzilli | .317 | 34-34 | 123 | 22 | 39 | 5 | 0 | 5 | 19 | 59 | .480 | 21 | 5 | 28 | 2 | .436 | 0 | 2 | 3-3 | 37 | 1 | 1 | .974 |
| 7 Cayden Wallace | .310 | 36-36 | 145 | 39 | 45 | 10 | 1 | 5 | 34 | 72 | .497 | 23 | 3 | 24 | 0 | .406 | 4 | 0 | 10-11 | 13 | 61 | 5 | .937 |
| 2 Jalen Battles | .295 | 35-35 | 132 | 30 | 39 | 7 | 1 | 6 | 24 | 66 | .500 | 14 | 1 | 29 | 2 | .362 | 2 | 0 | 1-1 | 45 | 98 | 3 | .979 |
| 17 Brady Slavens | .292 | 32-31 | 120 | 19 | 35 | 7 | 3 | 8 | 39 | 72 | .600 | 13 | 1 | 33 | 3 | .353 | 5 | 0 | 1-1 | 31 | 0 | 1 | .969 |
| 3 Zack Gregory | .288 | 29-29 | 80 | 31 | 23 | 6 | 0 | 5 | 15 | 44 | .550 | 24 | 7 | 27 | 0 | .486 | 0 | 4 | 3-3 | 44 | 1 | 1 | .978 |
| 24 Braydon Webb | .255 | 31-27 | 94 | 28 | 24 | 1 | 0 | 9 | 23 | 52 | .553 | 22 | 3 | 28 | 4 | .412 | 0 | 2 | 7-7 | 51 | 0 | 1 | .981 |
| 10 Peyton Stovall | .254 | 32-31 | 122 | 23 | 31 | 4 | 0 | 3 | 14 | 44 | .361 | 15 | 5 | 24 | 1 | .359 | 0 | 0 | 1-1 | 232 | 20 | 2 | .992 |
| 1 Robert Moore | .244 | 34-34 | 127 | 27 | 31 | 11 | 2 | 4 | 28 | 58 | .457 | 26 | 7 | 23 | 2 | .400 | 0 | 1 | 4-5 | 46 | 77 | 0 | 1.000 |
| ----- | | | | | | | | | | | | | | | | | | | | | | | |
| 9 Drake Varnado | .267 | 12-3 | 15 | 5 | 4 | 1 | 0 | 0 | 4 | 5 | .333 | 4 | 1 | 5 | 0 | .429 | 1 | 0 | 1-1 | 1 | 1 | 0 | 1.000 |
| 15 Dylan Leach | .222 | 13-11 | 36 | 12 | 8 | 2 | 1 | 2 | 9 | 18 | .500 | 4 | 1 | 12 | 0 | .317 | 0 | 0 | 4-4 | 116 | 15 | 2 | .985 |
| 44 Max Soliz Jr. | .222 | 5-1 | 9 | 2 | 2 | 1 | 0 | 0 | 1 | 3 | .333 | 1 | 0 | 4 | 0 | .300 | 0 | 0 | 0-0 | 2 | 0 | 0 | 1.000 |
| 5 Kendall Diggs | .214 | 12-7 | 28 | 6 | 6 | 1 | 0 | 1 | 6 | 10 | .357 | 9 | 0 | 7 | 0 | .405 | 0 | 0 | 1-1 | 11 | 1 | 0 | 1.000 |
| 8 Jace Bohrofen | .213 | 13-12 | 47 | 8 | 10 | 3 | 1 | 2 | 10 | 21 | .447 | 3 | 2 | 14 | 0 | .283 | 1 | 0 | 0-1 | 12 | 1 | 0 | 1.000 |
| Totals | .283 | 36 | 1207 | 278 | 341 | 69 | 10 | 55 | 258 | 595 | .493 | 197 | 38 | 280 | 19 | .395 | 17 | 9 | 36-39 | 951 | 337 | 19 | .985 |
| Opponents | .218 | 36 | 1149 | 125 | 250 | 43 | 2 | 22 | 115 | 363 | .316 | 129 | 39 | 387 | 23 | .316 | 6 | 9 | 28-43 | 893 | 279 | 54 | .956 |

LOB - Team (297), Opp (257). DPs turned - Team (27), Opp (23). CI - Team (1), Turner 1. IBB - Team (7), Turner 3, Wallace 2, Moore 2. Picked off - Gregory 1.

(All games Sorted by Earned run avg)

| Player | era | w-l | app | gs | cg | sho | sv | ip | h | r | er | bb | so | 2b | 3b | hr | b/avg | wp | hp | bk | sfa | sha |
|-----------------------|-------|------|-----|----|----|-----|----|-------|-----|-----|-----|-----|-----|----|----|----|-------|----|----|----|-----|-----|
| 13 Connor Noland | 2.82 | 5-1 | 9 | 9 | 0 | 0/0 | 0 | 54.1 | 43 | 17 | 17 | 11 | 67 | 6 | 1 | 1 | .217 | 2 | 6 | 1 | 0 | 2 |
| 33 Hagen Smith | 3.88 | 6-2 | 9 | 9 | 0 | 0/1 | 0 | 48.2 | 40 | 22 | 21 | 21 | 52 | 4 | 1 | 7 | .229 | 1 | 3 | 0 | 4 | 1 |
| 22 Jaxon Wiggins | 4.66 | 5-0 | 9 | 9 | 0 | 0/0 | 0 | 48.1 | 41 | 25 | 25 | 25 | 56 | 7 | 0 | 6 | .227 | 7 | 6 | 1 | 0 | 2 |
| ----- | | | | | | | | | | | | | | | | | | | | | | |
| 41 Will McEntire | 0.00 | 1-0 | 1 | 1 | 0 | 0/1 | 0 | 3.0 | 2 | 0 | 0 | 3 | 5 | 0 | 0 | 0 | .200 | 0 | 0 | 0 | 0 | 1 |
| 58 Evan Gray | 0.00 | 0-0 | 3 | 0 | 0 | 0/0 | 0 | 1.2 | 0 | 0 | 0 | 1 | 3 | 0 | 0 | 0 | .000 | 0 | 0 | 0 | 0 | 0 |
| 37 Jake Faherty | 0.00 | 0-0 | 1 | 0 | 0 | 0/0 | 0 | 0.1 | 0 | 0 | 0 | 1 | 1 | 0 | 0 | 0 | .000 | 0 | 1 | 0 | 0 | 0 |
| 55 Gabriel Starks | 0.96 | 0-0 | 8 | 0 | 0 | 0/1 | 0 | 9.1 | 6 | 3 | 1 | 5 | 15 | 1 | 0 | 0 | .182 | 3 | 1 | 0 | 0 | 0 |
| 34 Nick Griffin | 1.35 | 0-0 | 6 | 0 | 0 | 0/1 | 0 | 6.2 | 3 | 1 | 1 | 10 | 11 | 0 | 0 | 0 | .150 | 1 | 2 | 0 | 0 | 0 |
| 88 Zebulon Vermillion | 1.72 | 2-0 | 13 | 0 | 0 | 0/1 | 2 | 15.2 | 10 | 3 | 3 | 8 | 20 | 3 | 0 | 0 | .175 | 0 | 1 | 1 | 0 | 0 |
| 25 Brady Tygart | 1.74 | 1-1 | 11 | 0 | 0 | 0/0 | 5 | 20.2 | 16 | 4 | 4 | 7 | 28 | 1 | 0 | 0 | .225 | 0 | 4 | 0 | 1 | 2 |
| 32 Zack Morris | 1.74 | 2-0 | 7 | 0 | 0 | 0/1 | 0 | 10.1 | 8 | 2 | 2 | 4 | 9 | 1 | 0 | 0 | .222 | 1 | 1 | 0 | 0 | 1 |
| 59 Issac Bracken | 1.80 | 0-0 | 4 | 0 | 0 | 0/1 | 0 | 5.0 | 3 | 1 | 1 | 2 | 5 | 1 | 0 | 0 | .188 | 0 | 2 | 0 | 1 | 0 |
| 39 Evan Taylor | 2.35 | 3-0 | 13 | 0 | 0 | 0/1 | 1 | 15.1 | 8 | 5 | 4 | 3 | 20 | 1 | 0 | 2 | .154 | 1 | 3 | 0 | 0 | 0 |
| 48 Heston Tole | 2.79 | 0-0 | 6 | 0 | 0 | 0/0 | 1 | 9.2 | 15 | 4 | 3 | 2 | 13 | 3 | 0 | 0 | .357 | 2 | 0 | 0 | 0 | 0 |
| 20 Elijah Trest | 2.89 | 0-1 | 8 | 0 | 0 | 0/1 | 0 | 9.1 | 4 | 3 | 3 | 5 | 11 | 2 | 0 | 0 | .129 | 1 | 1 | 0 | 0 | 0 |
| 38 Mark Adamiak | 3.95 | 2-0 | 8 | 3 | 0 | 0/1 | 0 | 13.2 | 14 | 6 | 6 | 7 | 18 | 4 | 0 | 0 | .264 | 0 | 0 | 1 | 0 | 0 |
| 29 Austin Ledbetter | 4.00 | 0-0 | 4 | 2 | 0 | 0/0 | 0 | 9.0 | 7 | 4 | 4 | 1 | 10 | 1 | 0 | 2 | .219 | 1 | 2 | 0 | 0 | 0 |
| 28 Kole Ramage | 4.06 | 2-2 | 16 | 2 | 0 | 0/1 | 3 | 31.0 | 19 | 16 | 14 | 10 | 34 | 5 | 0 | 3 | .171 | 5 | 4 | 0 | 0 | 0 |
| 43 Miller Pleimann | 9.00 | 0-0 | 4 | 1 | 0 | 0/0 | 0 | 4.0 | 9 | 5 | 4 | 0 | 8 | 3 | 0 | 0 | .429 | 1 | 1 | 0 | 0 | 0 |
| 27 Nick Moten | 36.00 | 0-0 | 2 | 0 | 0 | 0/0 | 0 | 1.0 | 2 | 4 | 4 | 3 | 1 | 0 | 0 | 1 | .500 | 1 | 1 | 1 | 0 | 0 |
| Totals | 3.32 | 29-7 | 36 | 36 | 0 | 3/3 | 12 | 317.0 | 250 | 125 | 117 | 129 | 387 | 43 | 2 | 22 | .218 | 27 | 39 | 5 | 6 | 9 |
| Opponents | 7.29 | 7-29 | 36 | 36 | 0 | 1/1 | 3 | 297.2 | 341 | 278 | 241 | 197 | 280 | 69 | 10 | 55 | .283 | 28 | 38 | 5 | 17 | 9 |

PB - Team (10), Turner 5, Leach 5, Opp (6). Pickoffs - Team (5), Smith 1, Adamiak 1, Wiggins 1, Noland 1, Taylor 1, Opp (1). SBA/ATT - Turner (19-28), Leach (9-13), Noland (6-9), Wiggins (6-7), Tole (4-6), Ledbetter (3-5), Smith (2-3), Griffin (0-2), Vermillion (2-2), Ramage (2-2), Taylor (1-2), Trest (0-1), Tygart (0-1), Starks (1-1), Pleimann (1-1), Adamiak (0-1).



SEC OVERALL STATS

Record: 11-4 Home: 8-1 Away: 3-3 SEC: 11-4

| Player | avg | gp-gs | ab | r | h | 2b | 3b | hr | rbi | tb | slg% | bb | hp | so | gdp | ob% | sf | sh | sb-att | po | a | e | fld% |
|-------------------|------|-------|-----|----|-----|----|----|----|-----|-----|------|----|----|-----|-----|------|----|----|--------|-----|-----|----|-------|
| 12 Michael Turner | .323 | 15-15 | 62 | 11 | 20 | 5 | 0 | 1 | 11 | 28 | .452 | 7 | 0 | 11 | 3 | .386 | 1 | 0 | 0-0 | 152 | 8 | 1 | .994 |
| 7 Cayden Wallace | .318 | 15-15 | 66 | 12 | 21 | 6 | 0 | 1 | 11 | 30 | .455 | 6 | 1 | 12 | 0 | .384 | 0 | 0 | 2-2 | 7 | 31 | 2 | .950 |
| 2 Jalen Battles | .286 | 15-15 | 56 | 11 | 16 | 1 | 0 | 2 | 10 | 23 | .411 | 5 | 0 | 15 | 1 | .333 | 2 | 0 | 0-0 | 10 | 40 | 1 | .980 |
| 3 Zack Gregory | .286 | 14-14 | 35 | 10 | 10 | 2 | 0 | 4 | 10 | 24 | .686 | 9 | 5 | 13 | 0 | .490 | 0 | 4 | 2-2 | 20 | 0 | 0 | 1.000 |
| 18 Chris Lanzilli | .259 | 15-15 | 58 | 12 | 15 | 1 | 0 | 3 | 4 | 25 | .431 | 7 | 2 | 14 | 1 | .358 | 0 | 1 | 2-2 | 30 | 1 | 1 | .969 |
| 24 Braydon Webb | .255 | 15-15 | 51 | 13 | 13 | 1 | 0 | 5 | 11 | 29 | .569 | 10 | 2 | 15 | 3 | .397 | 0 | 2 | 4-4 | 37 | 0 | 0 | 1.000 |
| 1 Robert Moore | .212 | 15-15 | 52 | 9 | 11 | 1 | 1 | 2 | 14 | 20 | .385 | 13 | 3 | 11 | 1 | .397 | 0 | 1 | 2-3 | 20 | 36 | 0 | 1.000 |
| 17 Brady Slavens | .200 | 13-13 | 45 | 4 | 9 | 2 | 1 | 2 | 11 | 19 | .422 | 6 | 0 | 17 | 2 | .273 | 4 | 0 | 0-0 | 0 | 0 | 0 | .000 |
| 10 Peyton Stovall | .172 | 15-15 | 58 | 8 | 10 | 1 | 0 | 1 | 4 | 14 | .241 | 7 | 3 | 13 | 0 | .294 | 0 | 0 | 1-1 | 123 | 4 | 1 | .992 |
| ----- | | | | | | | | | | | | | | | | | | | | | | | |
| 5 Kendall Diggs | .200 | 3-1 | 5 | 1 | 1 | 0 | 0 | 0 | 0 | 1 | .200 | 2 | 0 | 1 | 0 | .429 | 0 | 0 | 1-1 | 0 | 0 | 0 | .000 |
| 8 Jace Bohrofen | .000 | 3-2 | 8 | 0 | 0 | 0 | 0 | 0 | 0 | 0 | .000 | 0 | 0 | 4 | 0 | .000 | 0 | 0 | 0-0 | 2 | 0 | 0 | 1.000 |
| 9 Drake Varnado | .000 | 3-0 | 3 | 0 | 0 | 0 | 0 | 0 | 0 | 0 | .000 | 0 | 0 | 2 | 0 | .000 | 0 | 0 | 0-0 | 0 | 0 | 0 | .000 |
| 44 Max Soliz Jr. | .000 | 1-0 | 1 | 0 | 0 | 0 | 0 | 0 | 0 | 0 | .000 | 1 | 0 | 1 | 0 | .500 | 0 | 0 | 0-0 | 0 | 0 | 0 | .000 |
| Totals | .252 | 15 | 500 | 91 | 126 | 20 | 2 | 21 | 86 | 213 | .426 | 73 | 16 | 129 | 11 | .361 | 7 | 8 | 14-15 | 405 | 129 | 7 | .987 |
| Opponents | .226 | 15 | 501 | 56 | 113 | 16 | 1 | 12 | 53 | 167 | .333 | 45 | 13 | 154 | 8 | .303 | 5 | 3 | 7-10 | 390 | 138 | 21 | .962 |

LOB - Team (123), Opp (107). DP's turned - Team (8), Opp (12). CI - Team (1), Turner 1. IBB - Team (5), Turner 3, Wallace 2.

(SEC games only Sorted by Earned run avg)

| Player | era | w-l | app | gs | cg | sho | sv | ip | h | r | er | bb | so | 2b | 3b | hr | b/avg | wp | hp | bksfa | sha |
|-----------------------|-------|------|-----|----|----|-----|----|-------|-----|----|----|----|-----|----|----|----|-------|----|----|-------|-----|
| 13 Connor Noland | 2.30 | 3-0 | 5 | 5 | 0 | 0/0 | 0 | 31.1 | 22 | 8 | 8 | 5 | 36 | 2 | 0 | 1 | .193 | 2 | 3 | 0 | 0 |
| 33 Hagen Smith | 4.76 | 3-1 | 5 | 5 | 0 | 0/1 | 0 | 28.1 | 23 | 16 | 15 | 12 | 27 | 4 | 1 | 4 | .221 | 0 | 1 | 0 | 4 |
| 22 Jaxon Wiggins | 4.88 | 3-0 | 5 | 5 | 0 | 0/0 | 0 | 27.2 | 30 | 15 | 15 | 13 | 35 | 4 | 0 | 5 | .273 | 2 | 3 | 0 | 0 |
| ----- | | | | | | | | | | | | | | | | | | | | | |
| 55 Gabriel Starks | 0.00 | 0-0 | 3 | 0 | 0 | 0/0 | 0 | 3.2 | 3 | 2 | 0 | 2 | 3 | 1 | 0 | 0 | .200 | 1 | 0 | 0 | 0 |
| 32 Zack Morris | 0.00 | 0-0 | 2 | 0 | 0 | 0/0 | 0 | 3.1 | 3 | 0 | 0 | 1 | 3 | 1 | 0 | 0 | .250 | 0 | 0 | 0 | 1 |
| 58 Evan Gray | 0.00 | 0-0 | 1 | 0 | 0 | 0/0 | 0 | 0.1 | 0 | 0 | 0 | 0 | 0 | 0 | 0 | 0 | .000 | 0 | 0 | 0 | 0 |
| 25 Brady Tygart | 1.20 | 0-1 | 7 | 0 | 0 | 0/0 | 4 | 15.0 | 9 | 2 | 2 | 5 | 21 | 1 | 0 | 0 | .180 | 0 | 3 | 0 | 1 |
| 88 Zebulon Vermillion | 2.08 | 1-0 | 7 | 0 | 0 | 0/1 | 2 | 8.2 | 8 | 2 | 2 | 3 | 9 | 1 | 0 | 0 | .242 | 0 | 0 | 1 | 0 |
| 39 Evan Taylor | 3.24 | 1-0 | 7 | 0 | 0 | 0/1 | 1 | 8.1 | 7 | 4 | 3 | 1 | 11 | 1 | 0 | 2 | .233 | 0 | 2 | 0 | 0 |
| 28 Kole Ramage | 6.43 | 0-1 | 5 | 0 | 0 | 0/0 | 0 | 7.0 | 6 | 5 | 5 | 3 | 9 | 1 | 0 | 0 | .231 | 3 | 1 | 0 | 0 |
| 20 Elijah Trest | 13.50 | 0-1 | 2 | 0 | 0 | 0/0 | 0 | 1.1 | 2 | 2 | 2 | 0 | 0 | 0 | 0 | 0 | .333 | 1 | 0 | 0 | 0 |
| Totals | 3.47 | 11-4 | 15 | 15 | 0 | 1/1 | 7 | 135.0 | 113 | 56 | 52 | 45 | 154 | 16 | 1 | 12 | .226 | 9 | 13 | 1 | 5 |
| Opponents | 5.26 | 4-11 | 15 | 15 | 0 | 0/0 | 1 | 130.0 | 126 | 91 | 76 | 73 | 129 | 20 | 2 | 21 | .252 | 9 | 16 | 1 | 7 |

PB - Team (3), Turner 3, Opp (2). Pickoffs - Team (1), Taylor 1. SBA/ATT - Turner (7-10), Noland (2-4), Wiggins (2-2), Starks (1-1), Vermillion (1-1), Smith (1-1), Taylor (0-1).

| Score by innings | 1 | 2 | 3 | 4 | 5 | 6 | 7 | 8 | 9 | EX | Total |
|------------------|----|----|----|----|----|----|----|----|---|----|-------|
| Arkansas | 16 | 34 | 41 | 36 | 36 | 33 | 32 | 42 | 8 | 0 | 278 |
| Opponents | 19 | 17 | 14 | 9 | 12 | 18 | 16 | 9 | 9 | 2 | 125 |

Record when ...

| | | | |
|----------------------|------|----------------------|------|
| Overall | 29-7 | After 6 leading | 23-1 |
| Conference | 11-4 | trailing | 4-4 |
| Non-Conference | 18-3 | tied | 2-2 |
| Home games | 24-3 | After 7 leading | 23-0 |
| Away games | 3-3 | trailing | 3-6 |
| Neutral site | 2-1 | tied | 1-1 |
| Day games | 16-6 | After 8 leading | 24-0 |
| Night games | 13-1 | trailing | 0-6 |
| vs Left starter | 6-2 | tied | 0-1 |
| vs Right starter | 23-5 | | |
| 1-Run games | 2-1 | Hit 0 home runs | 8-4 |
| 2-Run games | 7-3 | ... 1 home run | 7-1 |
| 5+Run games | 15-2 | ... 2+ home runs | 14-2 |
| Extra innings | 0-1 | | |
| Shutouts | 3-1 | Opponent 0 home runs | 16-3 |
| | | 1 home run | 12-1 |
| Scoring 0-2 runs | 0-3 | 2+ HRs | 1-3 |
| 3-5 runs | 8-3 | | |
| 6-9 runs | 9-1 | Made 0 errors | 17-3 |
| 10+ runs | 12-0 | 1 error | 10-3 |
| | | 2+ errors | 2-1 |
| Opponent 0-2 runs | 16-0 | | |
| 3-5 runs | 10-3 | Opp. made 0 errors | 4-2 |
| 6-9 runs | 3-4 | 1 error | 14-3 |
| 10+ runs | 0-0 | 2+ errors | 11-2 |
| Scored in 1st inning | 11-0 | Out-hit opponent | 24-1 |
| Opp. scored in 1st | 7-4 | Out-hit by opponent | 4-6 |
| Scores first | 20-1 | Hits are tied | 1-0 |
| Opp. scores first | 9-6 | | |

Record when team scores:

| | | | | | | | | | | | |
|------|-----|-----|-----|-----|-----|-----|-----|-----|-----|-----|------|
| Runs | 0 | 1 | 2 | 3 | 4 | 5 | 6 | 7 | 8 | 9 | 10+ |
| W-L | 0-1 | 0-0 | 0-2 | 1-2 | 3-0 | 4-1 | 5-0 | 1-1 | 2-0 | 1-0 | 12-0 |

Record when opponent scores:

| | | | | | | | | | | | |
|------|-----|-----|-----|-----|-----|-----|-----|-----|-----|-----|-----|
| Runs | 0 | 1 | 2 | 3 | 4 | 5 | 6 | 7 | 8 | 9 | 10+ |
| W-L | 3-0 | 8-0 | 5-0 | 3-1 | 5-0 | 2-2 | 0-0 | 0-3 | 2-0 | 1-1 | 0-0 |

Record when leading after:

| | | | | | | | | |
|------|------|------|------|------|------|------|------|------|
| Inn. | 1 | 2 | 3 | 4 | 5 | 6 | 7 | 8 |
| W-L | 10-0 | 15-1 | 20-2 | 22-2 | 24-2 | 23-1 | 23-0 | 24-0 |

Record when trailing after:

| | | | | | | | | |
|------|-----|-----|-----|-----|-----|-----|-----|-----|
| Inn. | 1 | 2 | 3 | 4 | 5 | 6 | 7 | 8 |
| W-L | 6-4 | 6-4 | 6-5 | 5-3 | 3-3 | 4-4 | 3-6 | 0-6 |

Record when tied after:

| | | | | | | | | |
|------|------|-----|-----|-----|-----|-----|-----|-----|
| Inn. | 1 | 2 | 3 | 4 | 5 | 6 | 7 | 8 |
| W-L | 13-3 | 8-2 | 3-0 | 2-2 | 2-2 | 2-2 | 1-1 | 0-1 |

Current winning streak: 6

Longest winning streak: 12

Longest losing streak: 2

Home attendance : 275597 (27 dates avg = 10207)

Away attendance : 26593 (9 dates avg = 2954)

Total attendance: 302190 (36 dates avg = 8394)



Starting Lineup By Position (Team W-L record when starter)

PITCHER:

| | | |
|---------------------|---|-------|
| 13 Connor Noland | 9 | (7-2) |
| 22 Jaxon Wiggins | 9 | (7-2) |
| 33 Hagen Smith | 9 | (6-3) |
| 38 Mark Adamiak | 3 | (3-0) |
| 28 Kole Ramage | 2 | (2-0) |
| 29 Austin Ledbetter | 2 | (2-0) |
| 41 Will McEntire | 1 | (1-0) |
| 43 Miller Pleimann | 1 | (1-0) |

CATCHER:

| | | |
|-------------------|----|--------|
| 12 Michael Turner | 25 | (18-7) |
| 15 Dylan Leach | 11 | (11-0) |

FIRST BASE:

| | | |
|-------------------|----|--------|
| 10 Peyton Stovall | 28 | (21-7) |
| 12 Michael Turner | 5 | (5-0) |
| 17 Brady Slavens | 2 | (2-0) |
| 5 Kendall Diggs | 1 | (1-0) |

SECOND BASE:

| | | |
|-------------------|----|--------|
| 1 Robert Moore | 33 | (26-7) |
| 10 Peyton Stovall | 3 | (3-0) |

THIRD BASE:

| | | |
|------------------|----|--------|
| 7 Cayden Wallace | 36 | (29-7) |
|------------------|----|--------|

SHORTSTOP:

| | | |
|-----------------|----|--------|
| 2 Jalen Battles | 35 | (28-7) |
| 1 Robert Moore | 1 | (1-0) |

LEFT FIELD:

| | | |
|-------------------|----|--------|
| 3 Zack Gregory | 19 | (15-4) |
| 8 Jace Bohrofen | 11 | (8-3) |
| 18 Chris Lanzilli | 5 | (5-0) |
| 9 Drake Varnado | 1 | (1-0) |

CENTER FIELD:

| | | |
|-----------------|----|--------|
| 24 Braydon Webb | 27 | (22-5) |
| 3 Zack Gregory | 9 | (7-2) |

RIGHT FIELD:

| | | |
|-------------------|----|--------|
| 18 Chris Lanzilli | 21 | (17-4) |
| 17 Brady Slavens | 12 | (9-3) |
| 9 Drake Varnado | 2 | (2-0) |
| 3 Zack Gregory | 1 | (1-0) |

DESIGNATED HITTER:

| | | |
|-------------------|----|--------|
| 17 Brady Slavens | 17 | (13-4) |
| 18 Chris Lanzilli | 8 | (5-3) |
| 5 Kendall Diggs | 6 | (6-0) |
| 12 Michael Turner | 3 | (3-0) |
| 44 Max Soliz Jr. | 1 | (1-0) |
| 8 Jace Bohrofen | 1 | (1-0) |

Starting Lineup By Lineup Spot (Team W-L record when starter)

LEADOFF:

| | | |
|-------------------|----|--------|
| 7 Cayden Wallace | 26 | (22-4) |
| 10 Peyton Stovall | 7 | (4-3) |
| 3 Zack Gregory | 3 | (3-0) |

2ND SPOT:

| | | |
|-------------------|----|-------|
| 10 Peyton Stovall | 11 | (9-2) |
| 7 Cayden Wallace | 10 | (7-3) |
| 17 Brady Slavens | 6 | (6-0) |
| 1 Robert Moore | 4 | (4-0) |
| 24 Braydon Webb | 4 | (3-1) |
| 8 Jace Bohrofen | 1 | (0-1) |

3RD SPOT:

| | | |
|-------------------|----|--------|
| 12 Michael Turner | 18 | (17-1) |
| 1 Robert Moore | 11 | (6-5) |
| 18 Chris Lanzilli | 5 | (5-0) |
| 8 Jace Bohrofen | 2 | (1-1) |

CLEANUP:

| | | |
|-------------------|----|--------|
| 18 Chris Lanzilli | 18 | (13-5) |
| 1 Robert Moore | 8 | (7-1) |
| 12 Michael Turner | 6 | (5-1) |
| 17 Brady Slavens | 2 | (2-0) |
| 8 Jace Bohrofen | 1 | (1-0) |
| 24 Braydon Webb | 1 | (1-0) |

5TH SPOT:

| | | |
|-------------------|----|-------|
| 1 Robert Moore | 10 | (9-1) |
| 18 Chris Lanzilli | 7 | (6-1) |
| 17 Brady Slavens | 6 | (5-1) |
| 12 Michael Turner | 5 | (1-4) |
| 8 Jace Bohrofen | 4 | (4-0) |
| 24 Braydon Webb | 4 | (4-0) |

6TH SPOT:

| | | |
|-------------------|----|-------|
| 17 Brady Slavens | 10 | (8-2) |
| 24 Braydon Webb | 8 | (5-3) |
| 2 Jalen Battles | 8 | (7-1) |
| 5 Kendall Diggs | 3 | (3-0) |
| 8 Jace Bohrofen | 2 | (2-0) |
| 18 Chris Lanzilli | 2 | (2-0) |
| 12 Michael Turner | 1 | (0-1) |
| 1 Robert Moore | 1 | (1-0) |
| 3 Zack Gregory | 1 | (1-0) |

7TH SPOT:

| | | |
|-------------------|----|--------|
| 2 Jalen Battles | 16 | (13-3) |
| 17 Brady Slavens | 7 | (3-4) |
| 10 Peyton Stovall | 3 | (3-0) |
| 5 Kendall Diggs | 3 | (3-0) |
| 24 Braydon Webb | 2 | (2-0) |
| 3 Zack Gregory | 2 | (2-0) |
| 12 Michael Turner | 1 | (1-0) |
| 8 Jace Bohrofen | 1 | (1-0) |
| 18 Chris Lanzilli | 1 | (1-0) |

8TH SPOT:

| | | |
|-------------------|----|-------|
| 2 Jalen Battles | 10 | (7-3) |
| 24 Braydon Webb | 8 | (7-1) |
| 10 Peyton Stovall | 8 | (7-1) |
| 12 Michael Turner | 2 | (2-0) |
| 9 Drake Varnado | 2 | (2-0) |
| 18 Chris Lanzilli | 1 | (0-1) |
| 8 Jace Bohrofen | 1 | (0-1) |
| 3 Zack Gregory | 1 | (1-0) |
| 5 Kendall Diggs | 1 | (1-0) |
| 15 Dylan Leach | 1 | (1-0) |
| 44 Max Soliz Jr. | 1 | (1-0) |

9TH SPOT:

| | | |
|----------------|----|--------|
| 3 Zack Gregory | 22 | (16-6) |
|----------------|----|--------|

| Multiple Hit Games | 2 | 3 | 4 | 5+ | Total |
|---------------------------|----------|----------|----------|-----------|--------------|
| 7 Cayden Wallace | 8 | 3 | 1 | - | 12 |
| 12 Michael Turner | 6 | 4 | 1 | - | 11 |
| 2 Jalen Battles | 10 | 1 | - | - | 11 |
| 18 Chris Lanzilli | 9 | 1 | - | - | 10 |
| 10 Peyton Stovall | 7 | 2 | - | - | 9 |
| 1 Robert Moore | 7 | 2 | - | - | 9 |
| 17 Brady Slavens | 5 | 2 | 2 | - | 9 |
| 24 Braydon Webb | 6 | 2 | - | - | 8 |
| 3 Zack Gregory | 3 | - | - | - | 3 |
| 8 Jace Bohrofen | 2 | 1 | - | - | 3 |
| 15 Dylan Leach | 1 | - | - | 1 | 2 |
| 5 Kendall Diggs | 1 | - | - | - | 1 |
| 9 Drake Varnado | 1 | - | - | - | 1 |
| TEAM | 66 | 18 | 4 | 1 | 89 |

| Multiple RBI Games | 2 | 3 | 4 | 5+ | Total |
|---------------------------|----------|----------|----------|-----------|--------------|
| 17 Brady Slavens | 2 | 6 | 1 | 1 | 10 |
| 12 Michael Turner | 4 | 5 | - | - | 9 |
| 1 Robert Moore | 6 | 3 | - | - | 9 |
| 7 Cayden Wallace | 3 | 2 | 2 | 1 | 8 |
| 24 Braydon Webb | 5 | - | 2 | - | 7 |
| 2 Jalen Battles | 3 | 2 | - | - | 5 |
| 18 Chris Lanzilli | 1 | 3 | - | - | 4 |
| 10 Peyton Stovall | 4 | - | - | - | 4 |
| 3 Zack Gregory | 1 | - | 1 | - | 2 |
| 8 Jace Bohrofen | - | 1 | - | 1 | 2 |
| 15 Dylan Leach | 1 | - | - | 1 | 2 |
| 5 Kendall Diggs | 1 | - | 1 | - | 2 |
| 9 Drake Varnado | 1 | - | - | - | 1 |
| TEAM | 32 | 22 | 7 | 4 | 65 |

| Hitting Streaks | Longest | Current |
|------------------------|----------------|----------------|
| 7 Cayden Wallace | 12 | - |
| 18 Chris Lanzilli | 12 | 3 |
| 10 Peyton Stovall | 11 | - |
| 2 Jalen Battles | 10 | 2 |
| 12 Michael Turner | 7 | 4 |
| 24 Braydon Webb | 6 | - |
| 3 Zack Gregory | 5 | - |
| 17 Brady Slavens | 5 | 2 |
| 1 Robert Moore | 3 | 1 |
| 8 Jace Bohrofen | 3 | 2 |
| 44 Max Soliz Jr. | 2 | - |
| 9 Drake Varnado | 2 | - |
| 5 Kendall Diggs | 2 | - |
| 15 Dylan Leach | 2 | - |

| Reached Base Streaks | Longest | Current |
|-----------------------------|----------------|----------------|
| 18 Chris Lanzilli | 27 | 6 |
| 1 Robert Moore | 25 | 25 |
| 3 Zack Gregory | 22 | 6 |
| 24 Braydon Webb | 18 | 1 |
| 10 Peyton Stovall | 17 | 2 |
| 7 Cayden Wallace | 16 | - |
| 2 Jalen Battles | 16 | 2 |
| 12 Michael Turner | 13 | 13 |
| 17 Brady Slavens | 6 | 6 |
| 8 Jace Bohrofen | 4 | 2 |
| 5 Kendall Diggs | 4 | - |
| 15 Dylan Leach | 4 | 4 |
| 44 Max Soliz Jr. | 3 | - |
| 9 Drake Varnado | 2 | - |



STARTERS SUMMARY

| Player | GS | Position | | | | | | | | | | | Batting Order | | | | | | | | |
|--------------------|----|----------|----|----|----|----|----|----|----|----|----|----|---------------|-----|-----|-----|-----|-----|-----|-----|-----|
| | | p | c | 1b | 2b | 3b | ss | lf | cf | rf | of | dh | 1st | 2nd | 3rd | 4th | 5th | 6th | 7th | 8th | 9th |
| 7 Cayden Wallace | 36 | . | . | . | . | 36 | . | . | . | . | . | . | 26 | 10 | . | . | . | . | . | . | . |
| 2 Jalen Battles | 35 | . | . | . | . | . | 35 | . | . | . | . | . | . | . | . | . | . | 8 | 16 | 10 | 1 |
| 18 Chris Lanzilli | 34 | . | . | . | . | . | . | 5 | . | 21 | . | 8 | . | . | 5 | 18 | 7 | 2 | 1 | 1 | . |
| 1 Robert Moore | 34 | . | . | . | 33 | . | 1 | . | . | . | . | . | . | 4 | 11 | 8 | 10 | 1 | . | . | . |
| 12 Michael Turner | 33 | . | 25 | 5 | . | . | . | . | . | . | . | 3 | . | . | 18 | 6 | 5 | 1 | 1 | 2 | . |
| 17 Brady Slavens | 31 | . | . | 2 | . | . | . | . | . | 12 | . | 17 | . | 6 | . | 2 | 6 | 10 | 7 | . | . |
| 10 Peyton Stovall | 31 | . | . | 28 | 3 | . | . | . | . | . | . | . | 7 | 11 | . | . | . | . | 3 | 8 | 2 |
| 3 Zack Gregory | 29 | . | . | . | . | . | . | 19 | 9 | 1 | . | . | 3 | . | . | . | . | 1 | 2 | 1 | 22 |
| 24 Braydon Webb | 27 | . | . | . | . | . | . | . | 27 | . | . | . | . | 4 | . | 1 | 4 | 8 | 2 | 8 | . |
| 8 Jace Bohrofen | 12 | . | . | . | . | . | . | 11 | . | . | . | 1 | . | 1 | 2 | 1 | 4 | 2 | 1 | 1 | . |
| 15 Dylan Leach | 11 | . | 11 | . | . | . | . | . | . | . | . | . | . | . | . | . | . | . | . | 1 | 10 |
| 22 Jaxon Wiggins | 9 | 9 | . | . | . | . | . | . | . | . | . | . | . | . | . | . | . | . | . | . | . |
| 13 Connor Noland | 9 | 9 | . | . | . | . | . | . | . | . | . | . | . | . | . | . | . | . | . | . | . |
| 33 Hagen Smith | 9 | 9 | . | . | . | . | . | . | . | . | . | . | . | . | . | . | . | . | . | . | . |
| 5 Kendall Diggs | 7 | . | . | 1 | . | . | . | . | . | . | . | 6 | . | . | . | . | . | 3 | 3 | 1 | . |
| 38 Mark Adamiak | 3 | 3 | . | . | . | . | . | . | . | . | . | . | . | . | . | . | . | . | . | . | . |
| 9 Drake Varnado | 3 | . | . | . | . | . | . | 1 | . | 2 | . | . | . | . | . | . | . | . | . | 2 | 1 |
| 29 Austin Ledbett | 2 | 2 | . | . | . | . | . | . | . | . | . | . | . | . | . | . | . | . | . | . | . |
| 28 Kole Ramage | 2 | 2 | . | . | . | . | . | . | . | . | . | . | . | . | . | . | . | . | . | . | . |
| 43 Miller Pleimann | 1 | 1 | . | . | . | . | . | . | . | . | . | . | . | . | . | . | . | . | . | . | . |
| 44 Max Soliz Jr. | 1 | . | . | . | . | . | . | . | . | . | . | 1 | . | . | . | . | . | . | . | 1 | . |
| 41 Will McEntire | 1 | 1 | . | . | . | . | . | . | . | . | . | . | . | . | . | . | . | . | . | . | . |

#38 Mark Adamiak - 3 games (All games)

| Date | Opponent | Pos | AB | R | H | RBI | 2B | 3B | HR | BB | SB | CS | HBP | SAC | SF | GDP | K | PO | A | E | Avg |
|--------|-----------|-----|----|---|---|-----|----|----|----|----|----|----|-----|-----|----|-----|---|----|---|---|------|
| Mar 02 | OMAHA | *p | 0 | 0 | 0 | 0 | 0 | 0 | 0 | 0 | 0 | 0 | 0 | 0 | 0 | 0 | 0 | 0 | 1 | 0 | .000 |
| Mar 15 | GRAMBLING | *p | 0 | 0 | 0 | 0 | 0 | 0 | 0 | 0 | 0 | 0 | 0 | 0 | 0 | 0 | 0 | 1 | 0 | 0 | .000 |
| Apr 12 | UAPB-2 | p | 0 | 0 | 0 | 0 | 0 | 0 | 0 | 0 | 0 | 0 | 0 | 0 | 0 | 0 | 0 | 0 | 1 | 0 | .000 |
| Totals | | 2gs | 0 | 0 | 0 | 0 | 0 | 0 | 0 | 0 | 0 | 0 | 0 | 0 | 0 | 0 | 0 | 1 | 2 | 0 | .000 |

On base pct. .000 • Slugging pct. .000

#38 Mark Adamiak - 8 appearances (All games)

| Date | Opponent | GS | IP | H | R | ER | BB | SO | 2B | 3B | HR | WP | BK | HBP | IBB | Score | W-L | Sv | ERA | NP |
|--------|----------------|----|------|----|---|----|----|----|----|----|----|----|----|-----|-----|-------|-----|----|------|----|
| Feb 19 | ILLINOIS STATE | | 1.1 | 3 | 0 | 0 | 1 | 2 | 2 | 0 | 0 | 0 | 0 | 0 | 0 | 5-1 | 0-0 | 0 | 0.00 | 32 |
| Mar 02 | OMAHA | * | 2.2 | 4 | 1 | 1 | 0 | 0 | 0 | 0 | 0 | 0 | 0 | 0 | 0 | 15-3 | 0-0 | 0 | 2.25 | 53 |
| Mar 13 | UIC | | 0.2 | 0 | 0 | 0 | 1 | 0 | 0 | 0 | 0 | 0 | 0 | 0 | 0 | 10-8 | 1-0 | 0 | 1.93 | 12 |
| Mar 15 | GRAMBLING | * | 4.0 | 2 | 1 | 1 | 1 | 6 | 1 | 0 | 0 | 0 | 0 | 0 | 0 | 14-1 | 2-0 | 0 | 2.08 | 63 |
| Mar 29 | LITTLE ROCK | * | 0.2 | 3 | 4 | 4 | 2 | 1 | 1 | 0 | 0 | 0 | 0 | 0 | 0 | 16-8 | 2-0 | 0 | 5.79 | 35 |
| Apr 05 | CENTRAL ARKAN | | 1.0 | 0 | 0 | 0 | 0 | 3 | 0 | 0 | 0 | 0 | 0 | 0 | 0 | 21-9 | 2-0 | 0 | 5.23 | 13 |
| Apr 12 | UAPB-2 | | 1.0 | 1 | 0 | 0 | 0 | 2 | 0 | 0 | 0 | 0 | 0 | 0 | 0 | 6-0 | 2-0 | 0 | 4.76 | 15 |
| Apr 19 | ARKANSAS STAT | | 2.1 | 1 | 0 | 0 | 2 | 4 | 0 | 0 | 0 | 0 | 1 | 0 | 0 | 10-1 | 2-0 | 0 | 3.95 | 50 |
| Totals | | 3 | 13.2 | 14 | 6 | 6 | 7 | 18 | 4 | 0 | 0 | 0 | 1 | 0 | 0 | 97-31 | 2-0 | 0 | 3.95 | - |

#2 Jalen Battles - 35 games (All games)

| Date | Opponent | Pos | AB | R | H | RBI | 2B | 3B | HR | BB | SB | CS | HBP | SAC | SF | GDP | K | PO | A | E | Avg |
|--------|-----------------|------|-----|----|----|-----|----|----|----|----|----|----|-----|-----|----|-----|----|----|----|---|------|
| Feb 18 | ILLINOIS STATE | *ss | 4 | 1 | 1 | 1 | 0 | 0 | 1 | 0 | 0 | 0 | 0 | 0 | 0 | 0 | 2 | 2 | 2 | 0 | .250 |
| Feb 19 | ILLINOIS STATE | *ss | 3 | 1 | 1 | 0 | 0 | 0 | 0 | 1 | 0 | 0 | 0 | 0 | 0 | 0 | 0 | 3 | 4 | 0 | .286 |
| Feb 20 | ILLINOIS STATE | *ss | 4 | 0 | 2 | 1 | 1 | 0 | 0 | 0 | 0 | 0 | 0 | 0 | 0 | 0 | 1 | 1 | 6 | 0 | .364 |
| Feb 25 | vs Indiana | *ss | 3 | 1 | 0 | 0 | 0 | 0 | 0 | 1 | 0 | 0 | 0 | 0 | 0 | 0 | 1 | 1 | 2 | 0 | .286 |
| Feb 27 | vs Stanford | *ss | 4 | 0 | 0 | 0 | 0 | 0 | 0 | 0 | 0 | 0 | 0 | 0 | 0 | 0 | 2 | 5 | 4 | 0 | .222 |
| Feb 27 | vs Louisiana | *ss | 4 | 1 | 1 | 3 | 0 | 0 | 1 | 0 | 0 | 0 | 0 | 0 | 0 | 0 | 1 | 2 | 5 | 1 | .227 |
| Mar 02 | OMAHA | *ss | 4 | 2 | 2 | 0 | 0 | 0 | 0 | 1 | 0 | 0 | 0 | 0 | 0 | 0 | 1 | 0 | 1 | 0 | .269 |
| Mar 04 | SOUTHEASTERN | *ss | 4 | 1 | 1 | 0 | 0 | 0 | 0 | 0 | 0 | 0 | 0 | 0 | 0 | 0 | 1 | 2 | 3 | 0 | .267 |
| Mar 05 | SOUTHEASTERN- | *ss | 3 | 0 | 0 | 0 | 0 | 0 | 0 | 0 | 1 | 0 | 0 | 0 | 0 | 0 | 2 | 2 | 1 | 0 | .242 |
| Mar 05 | SOUTHEASTERN- | *ss | 4 | 1 | 1 | 0 | 1 | 0 | 0 | 0 | 0 | 0 | 0 | 0 | 0 | 0 | 0 | 1 | 7 | 0 | .243 |
| Mar 10 | UIC-1 | *ss | 4 | 2 | 2 | 2 | 0 | 0 | 1 | 0 | 0 | 0 | 0 | 0 | 0 | 0 | 0 | 0 | 5 | 0 | .268 |
| Mar 10 | UIC-2 | *ss | 3 | 1 | 0 | 0 | 0 | 0 | 0 | 1 | 0 | 0 | 0 | 0 | 0 | 0 | 0 | 7 | 3 | 0 | .250 |
| Mar 12 | UIC | *ss | 5 | 0 | 1 | 0 | 1 | 0 | 0 | 0 | 0 | 0 | 0 | 0 | 0 | 1 | 0 | 1 | 1 | 0 | .245 |
| Mar 13 | UIC | *ss | 4 | 0 | 2 | 0 | 0 | 0 | 0 | 0 | 0 | 0 | 0 | 0 | 0 | 0 | 0 | 0 | 1 | 0 | .264 |
| Mar 15 | GRAMBLING | *ss | 3 | 2 | 0 | 0 | 0 | 0 | 0 | 2 | 0 | 0 | 0 | 0 | 0 | 0 | 0 | 1 | 0 | 0 | .250 |
| Mar 18 | KENTUCKY | *ss | 3 | 0 | 0 | 1 | 0 | 0 | 0 | 0 | 0 | 0 | 0 | 0 | 1 | 0 | 1 | 2 | 4 | 0 | .237 |
| Mar 19 | KENTUCKY | *ss | 4 | 0 | 1 | 1 | 0 | 0 | 0 | 0 | 0 | 0 | 0 | 0 | 0 | 0 | 1 | 1 | 5 | 0 | .238 |
| Mar 20 | KENTUCKY | *ss | 4 | 1 | 2 | 1 | 0 | 0 | 0 | 0 | 0 | 0 | 0 | 0 | 0 | 0 | 0 | 0 | 1 | 0 | .254 |
| Mar 25 | at Mizzou | *ss | 5 | 1 | 2 | 0 | 0 | 0 | 0 | 0 | 0 | 0 | 0 | 0 | 0 | 0 | 3 | 1 | 2 | 0 | .264 |
| Mar 26 | at Mizzou | *ss | 4 | 1 | 1 | 0 | 0 | 0 | 0 | 0 | 0 | 0 | 0 | 0 | 0 | 0 | 1 | 0 | 2 | 1 | .263 |
| Mar 27 | at Mizzou | *ss | 4 | 0 | 1 | 1 | 0 | 0 | 0 | 0 | 0 | 0 | 0 | 0 | 0 | 0 | 1 | 2 | 1 | 0 | .262 |
| Mar 29 | LITTLE ROCK | *ss | 4 | 2 | 2 | 2 | 0 | 0 | 0 | 1 | 0 | 0 | 0 | 0 | 0 | 0 | 0 | 1 | 4 | 0 | .274 |
| Apr 01 | MISSISSIPPI STA | *ss | 4 | 2 | 2 | 3 | 0 | 0 | 2 | 1 | 0 | 0 | 0 | 0 | 0 | 1 | 1 | 1 | 5 | 0 | .284 |
| Apr 02 | MISSISSIPPI STA | *ss | 3 | 2 | 1 | 1 | 0 | 0 | 0 | 1 | 0 | 0 | 0 | 0 | 0 | 0 | 0 | 0 | 3 | 0 | .286 |
| Apr 03 | MISSISSIPPI STA | *ss | 4 | 0 | 1 | 0 | 0 | 0 | 0 | 1 | 0 | 0 | 0 | 0 | 0 | 0 | 1 | 1 | 2 | 0 | .284 |
| Apr 05 | CENTRAL ARKAN | *ss | 6 | 1 | 1 | 1 | 0 | 0 | 1 | 0 | 0 | 0 | 0 | 0 | 0 | 0 | 2 | 4 | 0 | 0 | .277 |
| Apr 07 | at Florida | *ss | 2 | 0 | 0 | 1 | 0 | 0 | 0 | 2 | 0 | 0 | 0 | 0 | 1 | 0 | 1 | 0 | 5 | 0 | .272 |
| Apr 08 | at Florida | *ss | 4 | 1 | 1 | 0 | 0 | 0 | 0 | 0 | 0 | 0 | 0 | 0 | 0 | 0 | 0 | 0 | 5 | 0 | .271 |
| Apr 09 | at Florida | *ss | 4 | 2 | 2 | 1 | 1 | 0 | 0 | 0 | 0 | 0 | 0 | 0 | 0 | 0 | 1 | 1 | 1 | 0 | .279 |
| Apr 12 | UAPB-1 | *ss | 3 | 2 | 2 | 1 | 1 | 0 | 0 | 0 | 1 | 0 | 1 | 0 | 0 | 0 | 0 | 2 | 5 | 0 | .289 |
| Apr 12 | UAPB-2 | *ss | 3 | 0 | 3 | 2 | 1 | 1 | 0 | 0 | 0 | 0 | 0 | 0 | 0 | 0 | 0 | 0 | 2 | 0 | .308 |
| Apr 14 | LSU | *ss | 4 | 0 | 1 | 0 | 0 | 0 | 0 | 0 | 0 | 0 | 0 | 0 | 0 | 0 | 2 | 0 | 2 | 0 | .306 |
| Apr 15 | LSU | *ss | 3 | 0 | 0 | 0 | 0 | 0 | 0 | 0 | 0 | 0 | 0 | 0 | 0 | 0 | 0 | 0 | 1 | 0 | .298 |
| Apr 16 | LSU | *ss | 4 | 1 | 1 | 0 | 0 | 0 | 0 | 0 | 0 | 0 | 0 | 0 | 0 | 0 | 2 | 1 | 1 | 0 | .297 |
| Apr 19 | ARKANSAS STAT | *ss | 4 | 1 | 1 | 1 | 1 | 0 | 0 | 1 | 0 | 0 | 0 | 0 | 0 | 0 | 1 | 0 | 2 | 1 | .295 |
| Totals | | 35gs | 132 | 30 | 39 | 24 | 7 | 1 | 6 | 14 | 1 | 0 | 1 | 0 | 2 | 2 | 29 | 45 | 98 | 3 | .295 |

On base pct. .362 • Slugging pct. .500



III INDIVIDUAL GAME-BY-GAME

#8 Jace Bohrofen - 13 games (All games)

| Date | Opponent | Pos | AB | R | H | RBI | 2B | 3B | HR | BB | SB | CS | HBP | SAC | SF | GDP | K | PO | A | E | Avg |
|--------|-----------------|------|----|---|----|-----|----|----|----|----|----|----|-----|-----|----|-----|----|----|---|---|------|
| Feb 18 | ILLINOIS STATE | *of | 3 | 0 | 0 | 0 | 0 | 0 | 0 | 0 | 0 | 0 | 1 | 0 | 0 | 0 | 1 | 0 | 0 | 0 | .000 |
| Feb 19 | ILLINOIS STATE | *of | 4 | 0 | 0 | 0 | 0 | 0 | 0 | 0 | 0 | 0 | 0 | 0 | 0 | 0 | 1 | 1 | 0 | 0 | .000 |
| Feb 25 | vs Indiana | *of | 5 | 0 | 0 | 0 | 0 | 0 | 0 | 0 | 0 | 0 | 0 | 0 | 0 | 0 | 2 | 0 | 0 | 0 | .000 |
| Feb 27 | vs Louisiana | *of | 4 | 1 | 0 | 0 | 0 | 0 | 0 | 1 | 0 | 0 | 0 | 0 | 0 | 0 | 2 | 1 | 0 | 0 | .000 |
| Mar 04 | SOUTHEASTERN | *of | 3 | 1 | 2 | 0 | 2 | 0 | 0 | 1 | 0 | 0 | 0 | 0 | 0 | 0 | 0 | 0 | 0 | 0 | .105 |
| Mar 05 | SOUTHEASTERN- | *of | 4 | 0 | 1 | 0 | 0 | 0 | 0 | 0 | 0 | 0 | 0 | 0 | 0 | 0 | 1 | 5 | 0 | 0 | .130 |
| Mar 05 | SOUTHEASTERN- | *of | 5 | 1 | 3 | 5 | 0 | 1 | 0 | 0 | 0 | 1 | 0 | 0 | 0 | 0 | 1 | 0 | 0 | 0 | .214 |
| Apr 01 | MISSISSIPPI STA | *dh | 3 | 0 | 0 | 0 | 0 | 0 | 0 | 0 | 0 | 0 | 0 | 0 | 0 | 0 | 3 | 0 | 0 | 0 | .194 |
| Apr 05 | CENTRAL ARKAN | *of | 6 | 2 | 2 | 3 | 0 | 0 | 2 | 0 | 0 | 0 | 0 | 0 | 0 | 0 | 1 | 1 | 1 | 0 | .216 |
| Apr 08 | at Florida | *of | 5 | 0 | 0 | 0 | 0 | 0 | 0 | 0 | 0 | 0 | 0 | 0 | 0 | 0 | 1 | 1 | 0 | 0 | .190 |
| Apr 12 | UAPB-2 | *of | 2 | 1 | 1 | 1 | 1 | 0 | 0 | 0 | 0 | 0 | 1 | 0 | 0 | 0 | 0 | 0 | 0 | 0 | .205 |
| Apr 14 | LSU | of | 0 | 0 | 0 | 0 | 0 | 0 | 0 | 0 | 0 | 0 | 0 | 0 | 0 | 0 | 0 | 1 | 0 | 0 | .205 |
| Apr 19 | ARKANSAS STAT | *of | 3 | 2 | 1 | 1 | 0 | 0 | 0 | 1 | 0 | 0 | 0 | 0 | 1 | 0 | 1 | 2 | 0 | 0 | .213 |
| Totals | | 12gs | 47 | 8 | 10 | 10 | 3 | 1 | 2 | 3 | 0 | 1 | 2 | 0 | 1 | 0 | 14 | 12 | 1 | 0 | .213 |

On base pct. .283 • Slugging pct. .447

#59 Issac Bracken - 4 appearances (All games)

| Date | Opponent | GS | IP | H | R | ER | BB | SO | 2B | 3B | HR | WP | BK | HBP | IBB | Score | W-L | Sv | ERA | NP |
|--------|---------------|----|-----|---|---|----|----|----|----|----|----|----|----|-----|-----|-------|-----|----|------|----|
| Feb 27 | vs Stanford | | 1.2 | 0 | 0 | 0 | 1 | 1 | 0 | 0 | 0 | 0 | 0 | 1 | 0 | 0-5 | 0-0 | 0 | 0.00 | 28 |
| Mar 04 | SOUTHEASTERN | | 0.1 | 0 | 1 | 1 | 1 | 1 | 0 | 0 | 0 | 0 | 0 | 1 | 0 | 3-7 | 0-0 | 0 | 4.50 | 16 |
| Apr 05 | CENTRAL ARKAN | | 1.0 | 2 | 0 | 0 | 0 | 2 | 0 | 0 | 0 | 0 | 0 | 0 | 0 | 21-9 | 0-0 | 0 | 3.00 | 20 |
| Apr 12 | UAPB-1 | | 2.0 | 1 | 0 | 0 | 0 | 1 | 1 | 0 | 0 | 0 | 0 | 0 | 0 | 15-0 | 0-0 | 0 | 1.80 | 18 |
| Totals | | 0 | 5.0 | 3 | 1 | 1 | 2 | 5 | 1 | 0 | 0 | 0 | 0 | 2 | 0 | 39-21 | 0-0 | 0 | 1.80 | - |

#5 Kendall Diggs - 12 games (All games)

| Date | Opponent | Pos | AB | R | H | RBI | 2B | 3B | HR | BB | SB | CS | HBP | SAC | SF | GDP | K | PO | A | E | Avg |
|--------|-----------------|------|----|---|---|-----|----|----|----|----|----|----|-----|-----|----|-----|---|----|---|---|------|
| Feb 27 | vs Louisiana | *dh | 4 | 0 | 1 | 0 | 0 | 0 | 0 | 0 | 0 | 0 | 0 | 0 | 0 | 0 | 2 | 0 | 0 | 0 | .250 |
| Mar 02 | OMAHA | 1b | 0 | 0 | 0 | 0 | 0 | 0 | 0 | 1 | 0 | 0 | 0 | 0 | 0 | 0 | 0 | 2 | 0 | 0 | .250 |
| Mar 05 | SOUTHEASTERN- | *dh | 3 | 0 | 1 | 2 | 0 | 0 | 0 | 1 | 0 | 0 | 0 | 0 | 0 | 0 | 1 | 0 | 0 | 0 | .286 |
| Mar 10 | UIC-2 | *dh | 2 | 0 | 0 | 0 | 0 | 0 | 0 | 2 | 0 | 0 | 0 | 0 | 0 | 0 | 0 | 0 | 0 | 0 | .222 |
| Mar 13 | UIC | ph | 1 | 0 | 0 | 0 | 0 | 0 | 0 | 0 | 0 | 0 | 0 | 0 | 0 | 0 | 0 | 0 | 0 | 0 | .200 |
| Mar 15 | GRAMBLING | *1b | 3 | 2 | 0 | 0 | 0 | 0 | 0 | 2 | 0 | 0 | 0 | 0 | 0 | 0 | 0 | 8 | 1 | 0 | .154 |
| Mar 16 | GRAMBLING | 1b | 1 | 0 | 0 | 0 | 0 | 0 | 0 | 0 | 0 | 0 | 0 | 0 | 0 | 0 | 1 | 1 | 0 | 0 | .143 |
| Mar 27 | at Mizzou | *dh | 3 | 1 | 1 | 0 | 0 | 0 | 0 | 2 | 1 | 0 | 0 | 0 | 0 | 0 | 1 | 0 | 0 | 0 | .176 |
| Mar 29 | LITTLE ROCK | *dh | 4 | 1 | 1 | 4 | 0 | 0 | 1 | 1 | 0 | 0 | 0 | 0 | 0 | 0 | 1 | 0 | 0 | 0 | .190 |
| Apr 03 | MISSISSIPPI STA | ph/d | 1 | 0 | 0 | 0 | 0 | 0 | 0 | 0 | 0 | 0 | 0 | 0 | 0 | 0 | 0 | 0 | 0 | 0 | .182 |
| Apr 05 | CENTRAL ARKAN | *dh | 5 | 2 | 2 | 0 | 1 | 0 | 0 | 0 | 0 | 0 | 0 | 0 | 0 | 0 | 1 | 0 | 0 | 0 | .222 |
| Apr 09 | at Florida | ph | 1 | 0 | 0 | 0 | 0 | 0 | 0 | 0 | 0 | 0 | 0 | 0 | 0 | 0 | 0 | 0 | 0 | 0 | .214 |
| Totals | | 7gs | 28 | 6 | 6 | 6 | 1 | 0 | 1 | 9 | 1 | 0 | 0 | 0 | 0 | 0 | 7 | 11 | 1 | 0 | .214 |

On base pct. .405 • Slugging pct. .357

#37 Jake Faherty - 1 appearance (All games)

| Date | Opponent | GS | IP | H | R | ER | BB | SO | 2B | 3B | HR | WP | BK | HBP | IBB | Score | W-L | Sv | ERA | NP |
|--------|----------|----|-----|---|---|----|----|----|----|----|----|----|----|-----|-----|-------|-----|----|------|----|
| Mar 10 | UIC-1 | | 0.1 | 0 | 0 | 0 | 1 | 1 | 0 | 0 | 0 | 0 | 0 | 1 | 0 | 12-4 | 0-0 | 0 | 0.00 | 17 |
| Totals | | 0 | 0.1 | 0 | 0 | 0 | 1 | 1 | 0 | 0 | 0 | 0 | 0 | 1 | 0 | 12-4 | 0-0 | 0 | 0.00 | - |

#58 Evan Gray - 3 appearances (All games)

| Date | Opponent | GS | IP | H | R | ER | BB | SO | 2B | 3B | HR | WP | BK | HBP | IBB | Score | W-L | Sv | ERA | NP |
|--------|-----------------|----|-----|---|---|----|----|----|----|----|----|----|----|-----|-----|-------|-----|----|------|----|
| Mar 04 | SOUTHEASTERN | | 0.1 | 0 | 0 | 0 | 0 | 0 | 0 | 0 | 0 | 0 | 0 | 0 | 0 | 3-7 | 0-0 | 0 | 0.00 | 5 |
| Mar 12 | UIC | | 1.0 | 0 | 0 | 0 | 1 | 3 | 0 | 0 | 0 | 0 | 0 | 0 | 0 | 10-1 | 0-0 | 0 | 0.00 | 19 |
| Apr 03 | MISSISSIPPI STA | | 0.1 | 0 | 0 | 0 | 0 | 0 | 0 | 0 | 0 | 0 | 0 | 0 | 0 | 3-5 | 0-0 | 0 | 0.00 | 5 |
| Totals | | 0 | 1.2 | 0 | 0 | 0 | 1 | 3 | 0 | 0 | 0 | 0 | 0 | 0 | 0 | 16-13 | 0-0 | 0 | 0.00 | - |

#3 Zack Gregory - 29 games (All games)

| Date | Opponent | Pos | AB | R | H | RBI | 2B | 3B | HR | BB | SB | CS | HBP | SAC | SF | GDP | K | PO | A | E | Avg |
|--------|-----------------|--------|----|----|----|-----|----|----|----|----|----|----|-----|-----|----|-----|----|----|---|---|------|
| Feb 18 | ILLINOIS STATE | *of | 3 | 1 | 1 | 1 | 0 | 0 | 1 | 0 | 0 | 0 | 0 | 0 | 0 | 0 | 0 | 1 | 1 | 0 | .333 |
| Feb 20 | ILLINOIS STATE | *of | 3 | 1 | 1 | 1 | 0 | 0 | 0 | 1 | 0 | 0 | 0 | 0 | 0 | 0 | 1 | 1 | 0 | 0 | .333 |
| Feb 25 | vs Indiana | *of | 3 | 1 | 0 | 0 | 0 | 0 | 0 | 0 | 0 | 0 | 1 | 0 | 0 | 0 | 1 | 1 | 0 | 0 | .222 |
| Feb 27 | vs Stanford | *of | 2 | 0 | 1 | 0 | 0 | 0 | 0 | 1 | 0 | 0 | 0 | 0 | 0 | 0 | 1 | 3 | 0 | 0 | .273 |
| Feb 27 | vs Louisiana | *of/of | 4 | 2 | 1 | 0 | 1 | 0 | 0 | 1 | 1 | 0 | 0 | 0 | 0 | 0 | 1 | 3 | 0 | 0 | .267 |
| Mar 02 | OMAHA | *of | 4 | 3 | 2 | 0 | 1 | 0 | 0 | 1 | 0 | 0 | 0 | 0 | 0 | 0 | 0 | 2 | 0 | 0 | .316 |
| Mar 04 | SOUTHEASTERN | *of | 3 | 1 | 1 | 0 | 1 | 0 | 0 | 1 | 0 | 0 | 0 | 0 | 0 | 0 | 1 | 3 | 0 | 0 | .318 |
| Mar 05 | SOUTHEASTERN- | *of/of | 3 | 1 | 0 | 0 | 0 | 0 | 0 | 1 | 0 | 0 | 0 | 0 | 0 | 0 | 1 | 1 | 0 | 0 | .280 |
| Mar 05 | SOUTHEASTERN- | *of/of | 3 | 1 | 0 | 0 | 0 | 0 | 0 | 1 | 0 | 0 | 1 | 0 | 0 | 0 | 1 | 1 | 0 | 0 | .250 |
| Mar 10 | UIC-1 | *of | 3 | 2 | 1 | 0 | 0 | 0 | 0 | 1 | 0 | 0 | 0 | 0 | 0 | 0 | 1 | 0 | 0 | 0 | .258 |
| Mar 10 | UIC-2 | *of/of | 2 | 2 | 1 | 1 | 1 | 0 | 0 | 2 | 0 | 0 | 0 | 0 | 0 | 0 | 0 | 0 | 0 | 0 | .273 |
| Mar 12 | UIC | *of | 4 | 1 | 1 | 0 | 0 | 0 | 0 | 0 | 0 | 0 | 0 | 0 | 0 | 0 | 2 | 2 | 0 | 0 | .270 |
| Mar 13 | UIC | *of/of | 3 | 3 | 2 | 0 | 0 | 0 | 0 | 1 | 0 | 0 | 0 | 0 | 0 | 0 | 1 | 4 | 0 | 1 | .300 |
| Mar 18 | KENTUCKY | *of | 3 | 0 | 1 | 2 | 1 | 0 | 0 | 1 | 1 | 0 | 0 | 0 | 0 | 0 | 2 | 0 | 0 | 0 | .302 |
| Mar 19 | KENTUCKY | *of | 3 | 1 | 0 | 0 | 0 | 0 | 0 | 1 | 0 | 0 | 0 | 0 | 0 | 0 | 2 | 0 | 0 | 0 | .283 |
| Mar 20 | KENTUCKY | *of | 2 | 0 | 1 | 0 | 0 | 0 | 0 | 0 | 1 | 0 | 1 | 0 | 0 | 0 | 1 | 5 | 0 | 0 | .292 |
| Mar 25 | at Mizzou | *of | 2 | 1 | 0 | 0 | 0 | 0 | 0 | 0 | 0 | 0 | 2 | 0 | 0 | 0 | 2 | 0 | 0 | 0 | .280 |
| Mar 26 | at Mizzou | *of | 4 | 0 | 1 | 0 | 0 | 0 | 0 | 0 | 0 | 0 | 0 | 0 | 0 | 0 | 2 | 1 | 0 | 0 | .278 |
| Mar 27 | at Mizzou | *of | 3 | 0 | 1 | 1 | 0 | 0 | 0 | 1 | 0 | 0 | 0 | 0 | 0 | 0 | 1 | 2 | 0 | 0 | .281 |
| Apr 01 | MISSISSIPPI STA | *of | 3 | 0 | 1 | 0 | 0 | 0 | 0 | 1 | 0 | 0 | 0 | 0 | 0 | 0 | 0 | 1 | 0 | 0 | .283 |
| Apr 02 | MISSISSIPPI STA | *of | 2 | 3 | 1 | 1 | 0 | 0 | 1 | 1 | 0 | 0 | 1 | 0 | 0 | 0 | 0 | 2 | 0 | 0 | .290 |
| Apr 03 | MISSISSIPPI STA | *of | 3 | 1 | 1 | 1 | 0 | 0 | 1 | 0 | 0 | 0 | 0 | 2 | 0 | 0 | 0 | 2 | 0 | 0 | .292 |
| Apr 07 | at Florida | *of | 4 | 0 | 0 | 0 | 0 | 0 | 0 | 0 | 0 | 0 | 0 | 1 | 0 | 0 | 2 | 0 | 0 | 0 | .275 |
| Apr 09 | at Florida | *of | 2 | 1 | 2 | 4 | 1 | 0 | 1 | 1 | 0 | 0 | 1 | 0 | 0 | 0 | 0 | 1 | 0 | 0 | .296 |
| Apr 12 | UAPB-1 | *of | 4 | 2 | 1 | 1 | 0 | 0 | 0 | 1 | 0 | 0 | 0 | 0 | 0 | 0 | 2 | 0 | 0 | 0 | .293 |
| Apr 14 | LSU | *of | 1 | 1 | 0 | 0 | 0 | 0 | 0 | 1 | 0 | 0 | 0 | 0 | 0 | 0 | 1 | 0 | 0 | 0 | .289 |
| Apr 15 | LSU | *of | 3 | 1 | 1 | 1 | 0 | 0 | 1 | 0 | 0 | 0 | 0 | 0 | 0 | 0 | 0 | 4 | 0 | 0 | .291 |
| Apr 16 | LSU | *of | 0 | 1 | 0 | 0 | 0 | 0 | 0 | 2 | 0 | 0 | 0 | 1 | 0 | 0 | 0 | 2 | 0 | 0 | .291 |
| Apr 19 | ARKANSAS STAT | *of | 1 | 0 | 0 | 1 | 0 | 0 | 0 | 3 | 0 | 0 | 0 | 0 | 0 | 0 | 1 | 2 | 0 | 0 | .287 |
| Totals | | 29gs | 80 | 31 | 23 | 15 | 6 | 0 | 5 | 24 | 3 | 0 | 7 | 4 | 0 | 0 | 27 | 44 | 1 | 1 | .287 |

On base pct. .486 • Slugging pct. .550

#34 Nick Griffin - 2 games (All games)

| Date | Opponent | Pos | AB | R | H | RBI | 2B | 3B | HR | BB | SB | CS | HBP | SAC | SF | GDP | K | PO | A | E | Avg |
|--------|-----------|-----|----|---|---|-----|----|----|----|----|----|----|-----|-----|----|-----|---|----|---|---|------|
| Mar 10 | UIC-2 | p | 0 | 0 | 0 | 0 | 0 | 0 | 0 | 0 | 0 | 0 | 0 | 0 | 0 | 0 | 0 | 0 | 2 | 0 | .000 |
| Mar 16 | GRAMBLING | p | 0 | 0 | 0 | 0 | 0 | 0 | 0 | 0 | 0 | 0 | 0 | 0 | 0 | 0 | 0 | 0 | 1 | 0 | .000 |
| Totals | | 0gs | 0 | 0 | 0 | 0 | 0 | 0 | 0 | 0 | 0 | 0 | 0 | 0 | 0 | 0 | 0 | 0 | 3 | 0 | .000 |

On base pct. .000 • Slugging pct. .000

#34 Nick Griffin - 6 appearances (All games)

| Date | Opponent | GS | IP | H | R | ER | BB | SO | 2B | 3B | HR | WP | BK | HBP | IBB | Score | W-L | Sv | ERA | NP |
|--------|---------------|----|-----|---|---|----|----|----|----|----|----|----|----|-----|-----|-------|-----|----|------|----|
| Feb 27 | vs Louisiana | | 1.0 | 0 | 1 | 1 | 3 | 2 | 0 | 0 | 0 | 1 | 0 | 1 | 0 | 6-4 | 0-0 | 0 | 9.00 | 26 |
| Mar 10 | UIC-2 | | 0.2 | 0 | 0 | 0 | 2 | 0 | 0 | 0 | 0 | 0 | 0 | 1 | 0 | 5-4 | 0-0 | 0 | 5.40 | 20 |
| Mar 16 | GRAMBLING | | 1.0 | 1 | 0 | 0 | 2 | 1 | 0 | 0 | 0 | 0 | 0 | 0 | 0 | 13-3 | 0-0 | 0 | 3.38 | 21 |
| Apr 05 | CENTRAL ARKAN | | 1.0 | 1 | 0 | 0 | 0 | 1 | 0 | 0 | 0 | 0 | 0 | 0 | 0 | 21-9 | 0-0 | 0 | 2.45 | 21 |
| Apr 12 | UAPB-2 | | 1.0 | 0 | 0 | 0 | 0 | 3 | 0 | 0 | 0 | 0 | 0 | 0 | 0 | 6-0 | 0-0 | 0 | 1.93 | 11 |
| Apr 19 | ARKANSAS STAT | | 2.0 | 1 | 0 | 0 | 3 | 4 | 0 | 0 | 0 | 0 | 0 | 0 | 0 | 10-1 | 0-0 | 0 | 1.35 | 43 |
| Totals | | 0 | 6.2 | 3 | 1 | 1 | 10 | 11 | 0 | 0 | 0 | 1 | 0 | 2 | 0 | 61-21 | 0-0 | 0 | 1.35 | - |



III INDIVIDUAL GAME-BY-GAME

#18 Chris Lanzilli - 34 games (All games)

| Date | Opponent | Pos | AB | R | H | RBI | 2B | 3B | HR | BB | SB | CS | HBP | SAC | SF | GDP | K | PO | A | E | Avg |
|--------|-----------------|--------|-----|----|----|-----|----|----|----|----|----|----|-----|-----|----|-----|----|----|---|---|------|
| Feb 18 | ILLINOIS STATE | *dh | 3 | 0 | 1 | 0 | 0 | 0 | 0 | 1 | 0 | 0 | 0 | 0 | 0 | 0 | 1 | 0 | 0 | 0 | .333 |
| Feb 19 | ILLINOIS STATE | *dh | 3 | 0 | 1 | 0 | 1 | 0 | 0 | 0 | 0 | 0 | 1 | 0 | 0 | 0 | 0 | 0 | 0 | 0 | .333 |
| Feb 20 | ILLINOIS STATE | *of | 4 | 0 | 1 | 1 | 0 | 0 | 0 | 0 | 0 | 0 | 0 | 0 | 0 | 0 | 1 | 1 | 0 | 0 | .300 |
| Feb 25 | vs Indiana | *dh | 4 | 0 | 0 | 0 | 0 | 0 | 0 | 1 | 0 | 0 | 0 | 0 | 0 | 0 | 0 | 0 | 0 | 0 | .214 |
| Feb 27 | vs Stanford | *dh | 3 | 0 | 1 | 0 | 0 | 0 | 0 | 1 | 0 | 0 | 0 | 0 | 0 | 0 | 1 | 0 | 0 | 0 | .235 |
| Feb 27 | vs Louisiana | *of | 3 | 0 | 0 | 0 | 0 | 0 | 0 | 1 | 0 | 0 | 0 | 0 | 0 | 0 | 2 | 3 | 0 | 0 | .200 |
| Mar 02 | OMAHA | *dh | 4 | 1 | 2 | 3 | 1 | 0 | 0 | 0 | 0 | 0 | 0 | 0 | 0 | 1 | 0 | 0 | 0 | 0 | .250 |
| Mar 04 | SOUTHEASTERN | *dh | 3 | 0 | 2 | 0 | 0 | 0 | 0 | 1 | 0 | 0 | 0 | 0 | 0 | 0 | 0 | 0 | 0 | 0 | .296 |
| Mar 05 | SOUTHEASTERN- | *of | 3 | 1 | 1 | 0 | 0 | 0 | 0 | 0 | 0 | 0 | 1 | 0 | 0 | 0 | 2 | 0 | 0 | 0 | .300 |
| Mar 05 | SOUTHEASTERN- | *of | 3 | 0 | 1 | 1 | 1 | 0 | 0 | 0 | 0 | 0 | 0 | 0 | 0 | 0 | 1 | 0 | 0 | 0 | .303 |
| Mar 10 | UIC-1 | *of | 3 | 0 | 2 | 1 | 0 | 0 | 0 | 0 | 0 | 0 | 0 | 1 | 0 | 0 | 0 | 0 | 0 | 0 | .333 |
| Mar 10 | UIC-2 | *of/of | 2 | 1 | 1 | 0 | 1 | 0 | 0 | 1 | 0 | 0 | 1 | 0 | 0 | 0 | 0 | 0 | 0 | 0 | .342 |
| Mar 12 | UIC | *of | 3 | 1 | 1 | 3 | 0 | 0 | 1 | 2 | 0 | 0 | 0 | 0 | 0 | 0 | 0 | 2 | 0 | 0 | .341 |
| Mar 13 | UIC | *of/of | 5 | 1 | 2 | 2 | 0 | 0 | 1 | 0 | 0 | 0 | 0 | 0 | 0 | 0 | 2 | 1 | 0 | 0 | .348 |
| Mar 15 | GRAMBLING | *of | 4 | 1 | 2 | 0 | 0 | 0 | 0 | 1 | 0 | 0 | 0 | 0 | 0 | 0 | 1 | 0 | 0 | 0 | .360 |
| Mar 16 | GRAMBLING | *dh | 6 | 1 | 3 | 3 | 0 | 0 | 0 | 0 | 0 | 0 | 0 | 0 | 0 | 0 | 2 | 0 | 0 | 0 | .375 |
| Mar 18 | KENTUCKY | *of | 4 | 1 | 2 | 0 | 0 | 0 | 0 | 0 | 0 | 0 | 0 | 0 | 0 | 0 | 1 | 1 | 0 | 0 | .383 |
| Mar 19 | KENTUCKY | *of | 3 | 2 | 1 | 0 | 0 | 0 | 0 | 2 | 0 | 0 | 0 | 0 | 0 | 0 | 0 | 2 | 0 | 0 | .381 |
| Mar 20 | KENTUCKY | *of | 3 | 0 | 0 | 0 | 0 | 0 | 0 | 1 | 0 | 0 | 0 | 0 | 0 | 0 | 1 | 3 | 0 | 0 | .364 |
| Mar 25 | at Mizzou | *of | 4 | 0 | 1 | 0 | 0 | 0 | 0 | 1 | 1 | 0 | 0 | 0 | 0 | 1 | 1 | 1 | 0 | 0 | .357 |
| Mar 26 | at Mizzou | *of | 4 | 1 | 2 | 0 | 1 | 0 | 0 | 0 | 0 | 0 | 0 | 0 | 0 | 0 | 0 | 2 | 1 | 0 | .365 |
| Mar 27 | at Mizzou | *of | 4 | 1 | 0 | 0 | 0 | 0 | 0 | 0 | 0 | 0 | 1 | 0 | 0 | 0 | 1 | 1 | 0 | 0 | .346 |
| Mar 29 | LITTLE ROCK | *of | 3 | 2 | 2 | 1 | 0 | 0 | 0 | 2 | 0 | 0 | 0 | 0 | 0 | 0 | 1 | 0 | 0 | 0 | .358 |
| Apr 01 | MISSISSIPPI STA | *of | 3 | 1 | 1 | 1 | 0 | 0 | 0 | 2 | 1 | 0 | 0 | 0 | 0 | 0 | 1 | 4 | 0 | 0 | .357 |
| Apr 02 | MISSISSIPPI STA | *of | 4 | 2 | 1 | 1 | 0 | 0 | 1 | 1 | 0 | 0 | 0 | 0 | 0 | 0 | 0 | 2 | 0 | 1 | .352 |
| Apr 03 | MISSISSIPPI STA | *of | 5 | 1 | 1 | 0 | 0 | 0 | 0 | 0 | 0 | 0 | 0 | 1 | 0 | 0 | 2 | 1 | 0 | 0 | .344 |
| Apr 07 | at Florida | *of | 4 | 2 | 2 | 1 | 0 | 0 | 1 | 0 | 0 | 0 | 1 | 0 | 0 | 0 | 1 | 3 | 0 | 0 | .351 |
| Apr 08 | at Florida | *of | 4 | 0 | 0 | 0 | 0 | 0 | 0 | 0 | 0 | 0 | 0 | 0 | 0 | 0 | 3 | 1 | 0 | 0 | .337 |
| Apr 09 | at Florida | *of | 4 | 0 | 1 | 0 | 0 | 0 | 0 | 0 | 0 | 0 | 0 | 0 | 0 | 0 | 1 | 2 | 0 | 0 | .333 |
| Apr 12 | UAPB-1 | *dh | 4 | 0 | 1 | 0 | 0 | 0 | 0 | 1 | 0 | 0 | 0 | 0 | 0 | 0 | 0 | 0 | 0 | 0 | .330 |
| Apr 12 | UAPB-2 | *of | 2 | 1 | 0 | 0 | 0 | 0 | 0 | 2 | 1 | 0 | 0 | 0 | 0 | 0 | 0 | 0 | 0 | 0 | .324 |
| Apr 14 | LSU | *of | 4 | 0 | 1 | 0 | 0 | 0 | 0 | 0 | 0 | 0 | 0 | 0 | 0 | 0 | 0 | 1 | 0 | 0 | .322 |
| Apr 15 | LSU | *of | 4 | 1 | 1 | 1 | 0 | 0 | 1 | 0 | 0 | 0 | 0 | 0 | 0 | 0 | 1 | 3 | 0 | 0 | .319 |
| Apr 16 | LSU | *of | 4 | 0 | 1 | 0 | 0 | 0 | 0 | 0 | 0 | 0 | 0 | 0 | 0 | 0 | 1 | 3 | 0 | 0 | .317 |
| Totals | | 34gs | 123 | 22 | 39 | 19 | 5 | 0 | 5 | 21 | 3 | 0 | 5 | 2 | 0 | 2 | 28 | 37 | 1 | 1 | .317 |

On base pct. .436 • Slugging pct. .480

#15 Dylan Leach - 13 games (All games)

| Date | Opponent | Pos | AB | R | H | RBI | 2B | 3B | HR | BB | SB | CS | HBP | SAC | SF | GDP | K | PO | A | E | Avg |
|--------|----------------|------|----|----|---|-----|----|----|----|----|----|----|-----|-----|----|-----|----|-----|----|---|------|
| Feb 20 | ILLINOIS STATE | *c | 3 | 0 | 0 | 0 | 0 | 0 | 0 | 0 | 0 | 0 | 0 | 0 | 0 | 0 | 2 | 9 | 0 | 1 | .000 |
| Feb 27 | vs Louisiana | *c | 3 | 1 | 0 | 0 | 0 | 0 | 0 | 1 | 0 | 0 | 0 | 0 | 0 | 0 | 1 | 8 | 0 | 0 | .000 |
| Mar 02 | OMAHA | *c | 1 | 0 | 0 | 0 | 0 | 0 | 0 | 0 | 0 | 0 | 0 | 0 | 0 | 0 | 0 | 5 | 2 | 0 | .000 |
| Mar 05 | SOUTHEASTERN- | *c | 2 | 0 | 0 | 0 | 0 | 0 | 0 | 0 | 0 | 0 | 0 | 0 | 0 | 0 | 0 | 7 | 2 | 0 | .000 |
| Mar 10 | UIC-2 | *c | 1 | 0 | 0 | 0 | 0 | 0 | 0 | 0 | 0 | 0 | 0 | 0 | 0 | 0 | 1 | 4 | 1 | 0 | .000 |
| Mar 12 | UIC | *c | 0 | 0 | 0 | 0 | 0 | 0 | 0 | 0 | 0 | 0 | 0 | 0 | 0 | 0 | 0 | 3 | 0 | 0 | .000 |
| Mar 15 | GRAMBLING | *c | 2 | 1 | 0 | 1 | 0 | 0 | 0 | 1 | 1 | 0 | 1 | 0 | 0 | 0 | 1 | 12 | 2 | 0 | .000 |
| Mar 16 | GRAMBLING | *c | 5 | 1 | 1 | 1 | 1 | 0 | 0 | 0 | 1 | 0 | 0 | 0 | 0 | 0 | 1 | 9 | 2 | 0 | .059 |
| Mar 29 | LITTLE ROCK | *c | 5 | 0 | 0 | 0 | 0 | 0 | 0 | 0 | 0 | 0 | 0 | 0 | 0 | 0 | 3 | 14 | 2 | 0 | .045 |
| Apr 05 | CENTRAL ARKAN | *c | 5 | 4 | 5 | 5 | 1 | 1 | 2 | 0 | 0 | 0 | 0 | 0 | 0 | 0 | 0 | 11 | 1 | 1 | .222 |
| Apr 12 | UAPB-1 | *c | 4 | 2 | 2 | 2 | 0 | 0 | 0 | 0 | 1 | 0 | 0 | 0 | 0 | 0 | 1 | 9 | 0 | 0 | .258 |
| Apr 12 | UAPB-2 | *c | 2 | 2 | 0 | 0 | 0 | 0 | 0 | 1 | 1 | 0 | 0 | 0 | 0 | 0 | 0 | 15 | 1 | 0 | .242 |
| Apr 19 | ARKANSAS STAT | *c | 3 | 1 | 0 | 0 | 0 | 0 | 0 | 1 | 0 | 0 | 0 | 0 | 0 | 0 | 2 | 10 | 2 | 0 | .222 |
| Totals | | 11gs | 36 | 12 | 8 | 9 | 2 | 1 | 2 | 4 | 4 | 0 | 1 | 0 | 0 | 0 | 12 | 116 | 15 | 2 | .222 |

On base pct. .317 • Slugging pct. .500

#29 Austin Ledbetter - 2 games (All games)

| Date | Opponent | Pos | AB | R | H | RBI | 2B | 3B | HR | BB | SB | CS | HBP | SAC | SF | GDP | K | PO | A | E | Avg |
|--------|-----------|-----|----|---|---|-----|----|----|----|----|----|----|-----|-----|----|-----|---|----|---|---|------|
| Mar 10 | UIC-2 | *p | 0 | 0 | 0 | 0 | 0 | 0 | 0 | 0 | 0 | 0 | 0 | 0 | 0 | 0 | 0 | 1 | 0 | 0 | .000 |
| Mar 16 | GRAMBLING | *p | 0 | 0 | 0 | 0 | 0 | 0 | 0 | 0 | 0 | 0 | 0 | 0 | 0 | 0 | 0 | 0 | 1 | 0 | .000 |
| Totals | | 2gs | 0 | 0 | 0 | 0 | 0 | 0 | 0 | 0 | 0 | 0 | 0 | 0 | 0 | 0 | 0 | 1 | 1 | 0 | .000 |

On base pct. .000 • Slugging pct. .000

#29 Austin Ledbetter - 4 appearances (All games)

| Date | Opponent | GS | IP | H | R | ER | BB | SO | 2B | 3B | HR | WP | BK | HBP | IBB | Score | W-L | Sv | ERA | NP |
|--------|---------------|----|-----|---|---|----|----|----|----|----|----|----|----|-----|-----|-------|-----|----|------|----|
| Mar 04 | SOUTHEASTERN | | 2.2 | 0 | 0 | 0 | 0 | 5 | 0 | 0 | 0 | 0 | 0 | 2 | 0 | 3-7 | 0-0 | 0 | 0.00 | 42 |
| Mar 10 | UIC-2 | * | 3.0 | 2 | 1 | 1 | 1 | 3 | 0 | 0 | 0 | 0 | 0 | 0 | 0 | 5-4 | 0-0 | 0 | 1.59 | 44 |
| Mar 16 | GRAMBLING | * | 2.1 | 5 | 3 | 3 | 0 | 1 | 1 | 0 | 2 | 1 | 0 | 0 | 0 | 13-3 | 0-0 | 0 | 4.50 | 43 |
| Apr 05 | CENTRAL ARKAN | | 1.0 | 0 | 0 | 0 | 0 | 1 | 0 | 0 | 0 | 0 | 0 | 0 | 0 | 21-9 | 0-0 | 0 | 4.00 | 9 |
| Totals | | 2 | 9.0 | 7 | 4 | 4 | 1 | 10 | 1 | 0 | 2 | 1 | 0 | 2 | 0 | 42-23 | 0-0 | 0 | 4.00 | - |

#41 Will McEntire - 1 game (All games)

| Date | Opponent | Pos | AB | R | H | RBI | 2B | 3B | HR | BB | SB | CS | HBP | SAC | SF | GDP | K | PO | A | E | Avg |
|--------|----------|-----|----|---|---|-----|----|----|----|----|----|----|-----|-----|----|-----|---|----|---|---|------|
| Apr 12 | UAPB-2 | *p | 0 | 0 | 0 | 0 | 0 | 0 | 0 | 0 | 0 | 0 | 0 | 0 | 0 | 0 | 0 | 0 | 1 | 0 | .000 |
| Totals | | 1gs | 0 | 0 | 0 | 0 | 0 | 0 | 0 | 0 | 0 | 0 | 0 | 0 | 0 | 0 | 0 | 0 | 1 | 0 | .000 |

On base pct. .000 • Slugging pct. .000

#41 Will McEntire - 1 appearance (All games)

| Date | Opponent | GS | IP | H | R | ER | BB | SO | 2B | 3B | HR | WP | BK | HBP | IBB | Score | W-L | Sv | ERA | NP |
|--------|----------|----|-----|---|---|----|----|----|----|----|----|----|----|-----|-----|-------|-----|----|------|----|
| Apr 12 | UAPB-2 | * | 3.0 | 2 | 0 | 0 | 3 | 5 | 0 | 0 | 0 | 0 | 0 | 0 | 0 | 6-0 | 1-0 | 0 | 0.00 | 56 |
| Totals | | 1 | 3.0 | 2 | 0 | 0 | 3 | 5 | 0 | 0 | 0 | 0 | 0 | 0 | 0 | 6-0 | 1-0 | 0 | 0.00 | - |

#1 Robert Moore - 34 games (All games)

| Date | Opponent | Pos | AB | R | H | RBI | 2B | 3B | HR | BB | SB | CS | HBP | SAC | SF | GDP | K | PO | A | E | Avg |
|--------|-----------------|--------|-----|----|----|-----|----|----|----|----|----|----|-----|-----|----|-----|----|----|----|---|------|
| Feb 18 | ILLINOIS STATE | *2b | 3 | 0 | 0 | 0 | 0 | 0 | 0 | 1 | 0 | 0 | 0 | 0 | 0 | 0 | 1 | 2 | 5 | 0 | .000 |
| Feb 19 | ILLINOIS STATE | *2b | 4 | 1 | 2 | 3 | 1 | 0 | 1 | 0 | 0 | 0 | 0 | 0 | 0 | 0 | 0 | 3 | 2 | 0 | .286 |
| Feb 20 | ILLINOIS STATE | *2b | 4 | 2 | 2 | 0 | 2 | 0 | 0 | 1 | 0 | 0 | 0 | 0 | 0 | 0 | 0 | 0 | 4 | 0 | .364 |
| Feb 25 | vs Indiana | *2b | 5 | 0 | 2 | 2 | 0 | 0 | 0 | 0 | 0 | 0 | 0 | 0 | 0 | 0 | 1 | 2 | 3 | 0 | .375 |
| Feb 27 | vs Stanford | *2b | 3 | 0 | 0 | 0 | 0 | 0 | 0 | 1 | 0 | 0 | 0 | 0 | 0 | 0 | 1 | 3 | 5 | 0 | .316 |
| Feb 27 | vs Louisiana | *2b | 4 | 0 | 1 | 1 | 1 | 0 | 0 | 1 | 0 | 0 | 0 | 0 | 0 | 1 | 2 | 3 | 2 | 0 | .304 |
| Mar 02 | OMAHA | *2b | 2 | 1 | 2 | 2 | 1 | 0 | 0 | 2 | 0 | 0 | 0 | 0 | 0 | 0 | 0 | 1 | 1 | 0 | .360 |
| Mar 04 | SOUTHEASTERN | *2b | 4 | 0 | 0 | 0 | 0 | 0 | 0 | 0 | 0 | 0 | 0 | 0 | 0 | 0 | 1 | 1 | 2 | 0 | .310 |
| Mar 05 | SOUTHEASTERN- | *2b | 4 | 0 | 0 | 0 | 0 | 0 | 0 | 0 | 0 | 0 | 0 | 0 | 0 | 0 | 0 | 2 | 2 | 0 | .273 |
| Mar 05 | SOUTHEASTERN- | *2b | 5 | 2 | 3 | 0 | 1 | 0 | 0 | 0 | 0 | 0 | 0 | 0 | 0 | 0 | 2 | 2 | 2 | 0 | .316 |
| Mar 10 | UIC-1 | *2b | 4 | 1 | 0 | 0 | 0 | 0 | 0 | 0 | 0 | 0 | 1 | 0 | 0 | 0 | 2 | 0 | 2 | 0 | .286 |
| Mar 10 | UIC-2 | *2b | 3 | 0 | 0 | 0 | 0 | 0 | 0 | 1 | 0 | 0 | 1 | 0 | 0 | 0 | 0 | 0 | 2 | 0 | .267 |
| Mar 12 | UIC | *2b/ss | 4 | 1 | 1 | 0 | 1 | 0 | 0 | 1 | 0 | 0 | 0 | 0 | 0 | 0 | 0 | 1 | 0 | 0 | .265 |
| Mar 13 | UIC | *2b | 5 | 0 | 2 | 1 | 1 | 0 | 0 | 0 | 0 | 0 | 0 | 0 | 0 | 0 | 0 | 1 | 3 | 0 | .278 |
| Mar 16 | GRAMBLING | *ss | 2 | 3 | 0 | 0 | 0 | 0 | 0 | 3 | 0 | 0 | 1 | 0 | 0 | 0 | 2 | 1 | 3 | 0 | .268 |
| Mar 18 | KENTUCKY | *2b | 4 | 2 | 3 | 3 | 0 | 0 | 1 | 0 | 0 | 0 | 0 | 0 | 0 | 0 | 0 | 1 | 4 | 0 | .300 |
| Mar 19 | KENTUCKY | *2b | 2 | 0 | 1 | 3 | 1 | 0 | 0 | 1 | 0 | 0 | 1 | 0 | 0 | 0 | 1 | 1 | 1 | 0 | .306 |
| Mar 20 | KENTUCKY | *2b | 3 | 1 | 0 | 0 | 0 | 0 | 0 | 1 | 1 | 0 | 0 | 0 | 0 | 0 | 1 | 2 | 0 | 0 | .292 |
| Mar 25 | at Mizzou | *2b | 4 | 0 | 1 | 1 | 0 | 0 | 0 | 1 | 0 | 0 | 0 | 0 | 0 | 0 | 0 | 1 | 2 | 0 | .290 |
| Mar 26 | at Mizzou | *2b | 5 | 0 | 1 | 1 | 0 | 0 | 0 | 0 | 0 | 0 | 0 | 0 | 0 | 0 | 2 | 0 | 2 | 0 | .284 |
| Mar 27 | at Mizzou | *2b | 3 | 1 | 0 | 0 | 0 | 0 | 0 | 1 | 0 | 0 | 0 | 1 | 0 | 0 | 0 | 2 | 3 | 0 | .273 |
| Mar 29 | LITTLE ROCK | *2b | 4 | 3 | 1 | 1 | 1 | 0 | 0 | 1 | 0 | 0 | 1 | 0 | 0 | 0 | 0 | 1 | 0 | 0 | .272 |
| Apr 01 | MISSISSIPPI STA | *2b | 5 | 0 | 1 | 2 | 0 | 1 | 0 | 0 | 0 | 0 | 0 | 0 | 0 | 0 | 1 | 0 | 2 | 0 | .267 |
| Apr 02 | MISSISSIPPI STA | *2b | 2 | 3 | 1 | 1 | 0 | 0 | 1 | 2 | 0 | 0 | 1 | 0 | 0 | 0 | 0 | 1 | 3 | 0 | .273 |
| Apr 03 | MISSISSIPPI STA | *2b | 5 | 0 | 0 | 0 | 0 | 0 | 0 | 1 | 0 | 0 | 0 | 0 | 0 | 0 | 1 | 3 | 5 | 0 | .258 |
| Apr 05 | CENTRAL ARKAN | *2b | 6 | 2 | 2 | 2 | 1 | 1 | 0 | 0 | 0 | 0 | 0 | 0 | 0 | 0 | 0 | 2 | 1 | 0 | .263 |
| Apr 07 | at Florida | *2b | 3 | 1 | 0 | 0 | 0 | 0 | 0 | 1 | 1 | 0 | 1 | 0 | 0 | 0 | 1 | 3 | 1 | 0 | .255 |
| Apr 08 | at Florida | *2b | 3 | 0 | 0 | 0 | 0 | 0 | 0 | 1 | 0 | 0 | 0 | 0 | 0 | 1 | 0 | 2 | 5 | 0 | .248 |
| Apr 09 | at Florida | *2b | 4 | 1 | 1 | 1 | 0 | 0 | 0 | 1 | 0 | 0 | 0 | 0 | 0 | 0 | 3 | 2 | 1 | 0 | .248 |
| Apr 12 | UAPB-1 | *2b | 4 | 1 | 0 | 0 | 0 | 0 | 0 | 1 | 1 | 0 | 0 | 0 | 0 | 0 | 0 | 0 | 1 | 0 | .239 |
| Apr 14 | LSU | *2b | 3 | 0 | 1 | 2 | 0 | 0 | 0 | 1 | 0 | 0 | 0 | 0 | 0 | 0 | 0 | 2 | 4 | 0 | .241 |
| Apr 15 | LSU | *2b | 3 | 0 | 1 | 0 | 0 | 0 | 0 | 1 | 0 | 1 | 0 | 0 | 0 | 0 | 0 | 0 | 1 | 0 | .244 |
| Apr 16 | LSU | *2b | 3 | 0 | 0 | 0 | 0 | 0 | 0 | 1 | 0 | 0 | 0 | 0 | 0 | 0 | 1 | 0 | 2 | 0 | .238 |
| Apr 19 | ARKANSAS STAT | *2b | 5 | 1 | 2 | 2 | 0 | 0 | 1 | 0 | 1 | 0 | 0 | 0 | 0 | 0 | 0 | 1 | 1 | 0 | .244 |
| Totals | | 34gs | 127 | 27 | 31 | 28 | 11 | 2 | 4 | 26 | 4 | 1 | 7 | 1 | 0 | 2 | 23 | 46 | 77 | 0 | .244 |

On base pct. .400 • Slugging pct. .457



III INDIVIDUAL GAME-BY-GAME

#32 Zack Morris - 1 game (All games)

| Date | Opponent | Pos | AB | R | H | RBI | 2B | 3B | HR | BB | SB | CS | HBP | SAC | SF | GDP | K | PO | A | E | Avg |
|--------|-----------|-----|----|---|---|-----|----|----|----|----|----|----|-----|-----|----|-----|---|----|---|---|------|
| Mar 16 | GRAMBLING | p | 0 | 0 | 0 | 0 | 0 | 0 | 0 | 0 | 0 | 0 | 0 | 0 | 0 | 0 | 0 | 0 | 0 | 1 | .000 |
| Totals | | ogs | 0 | 0 | 0 | 0 | 0 | 0 | 0 | 0 | 0 | 0 | 0 | 0 | 0 | 0 | 0 | 0 | 0 | 1 | .000 |

On base pct. .000 • Slugging pct. .000

#32 Zack Morris - 7 appearances (All games)

| Date | Opponent | GS | IP | H | R | ER | BB | SO | 2B | 3B | HR | WP | BK | HBP | IBB | Score | W-L | Sv | ERA | NP |
|--------|----------------|----|------|---|---|----|----|----|----|----|----|----|----|-----|-----|-------|-----|----|------|----|
| Feb 18 | ILLINOIS STATE | | 0.2 | 0 | 0 | 0 | 1 | 1 | 0 | 0 | 0 | 0 | 0 | 0 | 0 | 2-3 | 0-0 | 0 | 0.00 | 14 |
| Mar 04 | SOUTHEASTERN | | 0.1 | 1 | 0 | 0 | 0 | 0 | 0 | 0 | 0 | 0 | 0 | 1 | 0 | 3-7 | 0-0 | 0 | 0.00 | 8 |
| Mar 16 | GRAMBLING | | 2.2 | 2 | 0 | 0 | 1 | 2 | 0 | 0 | 0 | 0 | 0 | 0 | 0 | 13-3 | 1-0 | 0 | 0.00 | 36 |
| Mar 26 | at Mizzou | | 0.2 | 1 | 0 | 0 | 1 | 1 | 1 | 0 | 0 | 0 | 0 | 0 | 0 | 5-7 | 1-0 | 0 | 0.00 | 20 |
| Apr 05 | CENTRAL ARKAN | | 2.1 | 2 | 2 | 2 | 1 | 0 | 0 | 0 | 0 | 1 | 0 | 0 | 0 | 21-9 | 2-0 | 0 | 2.70 | 32 |
| Apr 12 | UAPB-2 | | 1.0 | 0 | 0 | 0 | 0 | 3 | 0 | 0 | 0 | 0 | 0 | 0 | 0 | 6-0 | 2-0 | 0 | 2.35 | 14 |
| Apr 16 | LSU | | 2.2 | 2 | 0 | 0 | 0 | 2 | 0 | 0 | 0 | 0 | 0 | 0 | 0 | 6-2 | 2-0 | 0 | 1.74 | 26 |
| Totals | | 0 | 10.1 | 8 | 2 | 2 | 4 | 9 | 1 | 0 | 0 | 1 | 0 | 1 | 0 | 56-31 | 2-0 | 0 | 1.74 | - |

#27 Nick Moten - 1 game (All games)

| Date | Opponent | Pos | AB | R | H | RBI | 2B | 3B | HR | BB | SB | CS | HBP | SAC | SF | GDP | K | PO | A | E | Avg |
|--------|----------|-----|----|---|---|-----|----|----|----|----|----|----|-----|-----|----|-----|---|----|---|---|------|
| Mar 02 | OMAHA | p | 0 | 0 | 0 | 0 | 0 | 0 | 0 | 0 | 0 | 0 | 0 | 0 | 0 | 0 | 0 | 1 | 0 | 0 | .000 |
| Totals | | ogs | 0 | 0 | 0 | 0 | 0 | 0 | 0 | 0 | 0 | 0 | 0 | 0 | 0 | 0 | 0 | 1 | 0 | 0 | .000 |

On base pct. .000 • Slugging pct. .000

#27 Nick Moten - 2 appearances (All games)

| Date | Opponent | GS | IP | H | R | ER | BB | SO | 2B | 3B | HR | WP | BK | HBP | IBB | Score | W-L | Sv | ERA | NP |
|--------|---------------|----|-----|---|---|----|----|----|----|----|----|----|----|-----|-----|-------|-----|----|-------|----|
| Mar 02 | OMAHA | | 1.0 | 0 | 0 | 0 | 1 | 1 | 0 | 0 | 0 | 1 | 1 | 1 | 0 | 15-3 | 0-0 | 0 | 0.00 | 22 |
| Apr 05 | CENTRAL ARKAN | | 0.0 | 2 | 4 | 4 | 2 | 0 | 0 | 0 | 1 | 0 | 0 | 0 | 0 | 21-9 | 0-0 | 0 | 36.00 | 20 |
| Totals | | 0 | 1.0 | 2 | 4 | 4 | 3 | 1 | 0 | 0 | 1 | 1 | 1 | 1 | 0 | 36-12 | 0-0 | 0 | 36.00 | - |

#13 Connor Noland - 6 games (All games)

| Date | Opponent | Pos | AB | R | H | RBI | 2B | 3B | HR | BB | SB | CS | HBP | SAC | SF | GDP | K | PO | A | E | Avg |
|--------|-----------------|-----|----|---|---|-----|----|----|----|----|----|----|-----|-----|----|-----|---|----|---|---|------|
| Feb 25 | vs Indiana | *p | 0 | 0 | 0 | 0 | 0 | 0 | 0 | 0 | 0 | 0 | 0 | 0 | 0 | 0 | 0 | 0 | 1 | 0 | .000 |
| Mar 04 | SOUTHEASTERN | *p | 0 | 0 | 0 | 0 | 0 | 0 | 0 | 0 | 0 | 0 | 0 | 0 | 0 | 0 | 0 | 0 | 1 | 0 | .000 |
| Mar 10 | UIC-1 | *p | 0 | 0 | 0 | 0 | 0 | 0 | 0 | 0 | 0 | 0 | 0 | 0 | 0 | 0 | 0 | 1 | 0 | 0 | .000 |
| Mar 18 | KENTUCKY | *p | 0 | 0 | 0 | 0 | 0 | 0 | 0 | 0 | 0 | 0 | 0 | 0 | 0 | 0 | 0 | 0 | 2 | 0 | .000 |
| Mar 25 | at Mizzou | *p | 0 | 0 | 0 | 0 | 0 | 0 | 0 | 0 | 0 | 0 | 0 | 0 | 0 | 0 | 0 | 1 | 0 | 0 | .000 |
| Apr 01 | MISSISSIPPI STA | *p | 0 | 0 | 0 | 0 | 0 | 0 | 0 | 0 | 0 | 0 | 0 | 0 | 0 | 0 | 0 | 0 | 1 | 0 | .000 |
| Totals | | 6gs | 0 | 0 | 0 | 0 | 0 | 0 | 0 | 0 | 0 | 0 | 0 | 0 | 0 | 0 | 0 | 2 | 5 | 0 | .000 |

On base pct. .000 • Slugging pct. .000

#13 Connor Noland - 9 appearances (All games)

| Date | Opponent | GS | IP | H | R | ER | BB | SO | 2B | 3B | HR | WP | BK | HBP | IBB | Score | W-L | Sv | ERA | NP |
|--------|-----------------|----|------|----|----|----|----|----|----|----|----|----|----|-----|-----|-------|-----|----|------|-----|
| Feb 18 | ILLINOIS STATE | * | 5.0 | 5 | 2 | 2 | 2 | 5 | 0 | 0 | 0 | 0 | 1 | 1 | 0 | 2-3 | 0-0 | 0 | 3.60 | 75 |
| Feb 25 | vs Indiana | * | 6.0 | 5 | 1 | 1 | 2 | 10 | 1 | 1 | 0 | 0 | 0 | 0 | 0 | 5-2 | 1-0 | 0 | 2.45 | 86 |
| Mar 04 | SOUTHEASTERN | * | 5.1 | 7 | 3 | 3 | 0 | 5 | 0 | 0 | 0 | 0 | 0 | 1 | 0 | 3-7 | 1-1 | 0 | 3.31 | 90 |
| Mar 10 | UIC-1 | * | 6.2 | 4 | 3 | 3 | 2 | 11 | 3 | 0 | 0 | 0 | 0 | 1 | 0 | 12-4 | 2-1 | 0 | 3.52 | 97 |
| Mar 18 | KENTUCKY | * | 6.1 | 6 | 1 | 1 | 2 | 7 | 1 | 0 | 0 | 0 | 0 | 2 | 0 | 6-2 | 3-1 | 0 | 3.07 | 109 |
| Mar 25 | at Mizzou | * | 5.0 | 7 | 3 | 3 | 1 | 9 | 1 | 0 | 0 | 2 | 0 | 0 | 0 | 7-5 | 3-1 | 0 | 3.41 | 102 |
| Apr 01 | MISSISSIPPI STA | * | 7.0 | 4 | 1 | 1 | 0 | 6 | 0 | 0 | 1 | 0 | 0 | 0 | 0 | 8-1 | 4-1 | 0 | 3.05 | 104 |
| Apr 07 | at Florida | * | 7.0 | 1 | 0 | 0 | 1 | 7 | 0 | 0 | 0 | 0 | 0 | 0 | 0 | 8-1 | 5-1 | 0 | 2.61 | 97 |
| Apr 14 | LSU | * | 6.0 | 4 | 3 | 3 | 1 | 7 | 0 | 0 | 0 | 0 | 0 | 1 | 0 | 5-4 | 5-1 | 0 | 2.82 | 94 |
| Totals | | 9 | 54.1 | 43 | 17 | 17 | 11 | 67 | 6 | 1 | 1 | 2 | 1 | 6 | 0 | 56-29 | 5-1 | 0 | 2.82 | - |

#43 Miller Pleimann - 2 games (All games)

| Date | Opponent | Pos | AB | R | H | RBI | 2B | 3B | HR | BB | SB | CS | HBP | SAC | SF | GDP | K | PO | A | E | Avg |
|--------|-------------|-----|----|---|---|-----|----|----|----|----|----|----|-----|-----|----|-----|---|----|---|---|------|
| Mar 10 | UIC-1 | p | 0 | 0 | 0 | 0 | 0 | 0 | 0 | 0 | 0 | 0 | 0 | 0 | 0 | 0 | 0 | 0 | 1 | 0 | .000 |
| Mar 29 | LITTLE ROCK | p | 0 | 0 | 0 | 0 | 0 | 0 | 0 | 0 | 0 | 0 | 0 | 0 | 0 | 0 | 0 | 0 | 1 | 0 | .000 |
| Totals | | 0gs | 0 | 0 | 0 | 0 | 0 | 0 | 0 | 0 | 0 | 0 | 0 | 0 | 0 | 0 | 0 | 0 | 2 | 0 | .000 |

On base pct. .000 • Slugging pct. .000

#43 Miller Pleimann - 4 appearances (All games)

| Date | Opponent | GS | IP | H | R | ER | BB | SO | 2B | 3B | HR | WP | BK | HBP | IBB | Score | W-L | Sv | ERA | NP |
|--------|---------------|----|-----|---|---|----|----|----|----|----|----|----|----|-----|-----|-------|-----|----|------|----|
| Feb 27 | vs Stanford | | 0.2 | 1 | 0 | 0 | 0 | 1 | 0 | 0 | 0 | 1 | 0 | 0 | 0 | 0-5 | 0-0 | 0 | 0.00 | 12 |
| Mar 10 | UIC-1 | | 0.2 | 0 | 0 | 0 | 0 | 1 | 0 | 0 | 0 | 0 | 0 | 0 | 0 | 12-4 | 0-0 | 0 | 0.00 | 7 |
| Mar 29 | LITTLE ROCK | | 2.1 | 4 | 2 | 1 | 0 | 5 | 1 | 0 | 0 | 0 | 0 | 0 | 0 | 16-8 | 0-0 | 0 | 2.45 | 47 |
| Apr 05 | CENTRAL ARKAN | * | 0.1 | 4 | 3 | 3 | 0 | 1 | 2 | 0 | 0 | 0 | 0 | 1 | 0 | 21-9 | 0-0 | 0 | 9.00 | 24 |
| Totals | | 1 | 4.0 | 9 | 5 | 4 | 0 | 8 | 3 | 0 | 0 | 1 | 0 | 1 | 0 | 49-26 | 0-0 | 0 | 9.00 | - |

#28 Kole Ramage - 5 games (All games)

| Date | Opponent | Pos | AB | R | H | RBI | 2B | 3B | HR | BB | SB | CS | HBP | SAC | SF | GDP | K | PO | A | E | Avg |
|--------|----------------|-----|----|---|---|-----|----|----|----|----|----|----|-----|-----|----|-----|---|----|---|---|------|
| Feb 18 | ILLINOIS STATE | p | 0 | 0 | 0 | 0 | 0 | 0 | 0 | 0 | 0 | 0 | 0 | 0 | 0 | 0 | 0 | 0 | 1 | 0 | .000 |
| Feb 25 | vs Indiana | p | 0 | 0 | 0 | 0 | 0 | 0 | 0 | 0 | 0 | 0 | 0 | 0 | 0 | 0 | 0 | 1 | 0 | 0 | .000 |
| Mar 10 | UIC-2 | p | 0 | 0 | 0 | 0 | 0 | 0 | 0 | 0 | 0 | 0 | 0 | 0 | 0 | 0 | 0 | 1 | 1 | 0 | .000 |
| Mar 13 | UIC | p | 0 | 0 | 0 | 0 | 0 | 0 | 0 | 0 | 0 | 0 | 0 | 0 | 0 | 0 | 0 | 0 | 1 | 0 | .000 |
| Apr 19 | ARKANSAS STAT | *p | 0 | 0 | 0 | 0 | 0 | 0 | 0 | 0 | 0 | 0 | 0 | 0 | 0 | 0 | 0 | 0 | 1 | 0 | .000 |
| Totals | | 1gs | 0 | 0 | 0 | 0 | 0 | 0 | 0 | 0 | 0 | 0 | 0 | 0 | 0 | 0 | 0 | 2 | 4 | 0 | .000 |

On base pct. .000 • Slugging pct. .000

#28 Kole Ramage - 16 appearances (All games)

| Date | Opponent | GS | IP | H | R | ER | BB | SO | 2B | 3B | HR | WP | BK | HBP | IBB | Score | W-L | Sv | ERA | NP |
|--------|-----------------|----|------|----|----|----|----|----|----|----|----|----|----|-----|-----|--------|-----|----|------|----|
| Feb 18 | ILLINOIS STATE | | 1.2 | 2 | 1 | 1 | 1 | 0 | 1 | 0 | 0 | 0 | 0 | 0 | 0 | 2-3 | 0-1 | 0 | 5.40 | 18 |
| Feb 20 | ILLINOIS STATE | | 4.0 | 2 | 1 | 1 | 0 | 6 | 0 | 0 | 1 | 0 | 0 | 1 | 0 | 4-2 | 0-1 | 1 | 3.18 | 61 |
| Feb 25 | vs Indiana | | 3.0 | 1 | 1 | 0 | 1 | 6 | 0 | 0 | 0 | 0 | 0 | 0 | 0 | 5-2 | 0-1 | 2 | 2.08 | 52 |
| Feb 27 | vs Louisiana | | 1.0 | 0 | 0 | 0 | 0 | 0 | 0 | 0 | 0 | 0 | 0 | 0 | 0 | 6-4 | 0-1 | 3 | 1.86 | 6 |
| Mar 04 | SOUTHEASTERN | | 0.0 | 1 | 3 | 3 | 2 | 0 | 0 | 0 | 0 | 1 | 0 | 0 | 0 | 3-7 | 0-1 | 3 | 4.66 | 12 |
| Mar 05 | SOUTHEASTERN- | | 1.0 | 1 | 0 | 0 | 0 | 1 | 1 | 0 | 0 | 0 | 0 | 0 | 0 | 11-1 | 0-1 | 3 | 4.22 | 13 |
| Mar 10 | UIC-2 | | 3.1 | 2 | 2 | 2 | 0 | 2 | 0 | 0 | 1 | 0 | 0 | 1 | 0 | 5-4 | 0-1 | 3 | 4.50 | 35 |
| Mar 13 | UIC | | 2.0 | 2 | 1 | 1 | 2 | 2 | 2 | 0 | 0 | 0 | 0 | 0 | 0 | 10-8 | 0-1 | 3 | 4.50 | 42 |
| Mar 18 | KENTUCKY | | 1.0 | 2 | 1 | 1 | 0 | 2 | 1 | 0 | 0 | 0 | 0 | 0 | 0 | 6-2 | 0-1 | 3 | 4.76 | 20 |
| Mar 26 | at Mizzou | | 1.0 | 1 | 2 | 2 | 2 | 2 | 0 | 0 | 0 | 3 | 0 | 0 | 0 | 5-7 | 0-1 | 3 | 5.50 | 26 |
| Mar 29 | LITTLE ROCK | | 2.0 | 1 | 1 | 1 | 0 | 2 | 0 | 0 | 1 | 0 | 0 | 1 | 0 | 16-8 | 0-1 | 3 | 5.40 | 28 |
| Apr 01 | MISSISSIPPI STA | | 1.0 | 0 | 0 | 0 | 0 | 1 | 0 | 0 | 0 | 0 | 0 | 0 | 0 | 8-1 | 0-1 | 3 | 5.14 | 12 |
| Apr 03 | MISSISSIPPI STA | | 1.0 | 2 | 2 | 2 | 1 | 1 | 0 | 0 | 0 | 0 | 0 | 1 | 0 | 3-5 | 0-2 | 3 | 5.73 | 14 |
| Apr 08 | at Florida | | 3.0 | 1 | 0 | 0 | 0 | 3 | 0 | 0 | 0 | 0 | 0 | 0 | 0 | 2-7 | 0-2 | 3 | 5.04 | 30 |
| Apr 12 | UAPB-1 | * | 3.0 | 0 | 0 | 0 | 0 | 5 | 0 | 0 | 0 | 0 | 0 | 0 | 0 | 15-0 | 1-2 | 3 | 4.50 | 31 |
| Apr 19 | ARKANSAS STAT | * | 3.0 | 1 | 1 | 0 | 1 | 1 | 0 | 0 | 0 | 1 | 0 | 0 | 0 | 10-1 | 2-2 | 3 | 4.06 | 41 |
| Totals | | 2 | 31.0 | 19 | 16 | 14 | 10 | 34 | 5 | 0 | 3 | 5 | 0 | 4 | 0 | 111-62 | 2-2 | 3 | 4.06 | - |



III INDIVIDUAL GAME-BY-GAME

#17 Brady Slavens - 32 games (All games)

| Date | Opponent | Pos | AB | R | H | RBI | 2B | 3B | HR | BB | SB | CS | HBP | SAC | SF | GDP | K | PO | A | E | Avg |
|--------|-----------------|------|-----|----|----|-----|----|----|----|----|----|----|-----|-----|----|-----|----|----|---|---|------|
| Feb 18 | ILLINOIS STATE | *of | 4 | 0 | 1 | 0 | 0 | 0 | 0 | 0 | 0 | 0 | 0 | 0 | 0 | 0 | 0 | 2 | 0 | 0 | .250 |
| Feb 19 | ILLINOIS STATE | *of | 3 | 0 | 0 | 0 | 0 | 0 | 0 | 1 | 0 | 0 | 0 | 0 | 0 | 0 | 1 | 2 | 0 | 0 | .143 |
| Feb 20 | ILLINOIS STATE | *dh | 3 | 0 | 3 | 1 | 0 | 0 | 0 | 1 | 0 | 0 | 0 | 0 | 0 | 0 | 0 | 0 | 0 | 0 | .400 |
| Feb 25 | vs Indiana | *of | 4 | 1 | 1 | 0 | 1 | 0 | 0 | 1 | 0 | 0 | 0 | 0 | 0 | 0 | 1 | 1 | 0 | 0 | .357 |
| Feb 27 | vs Stanford | *of | 4 | 0 | 0 | 0 | 0 | 0 | 0 | 0 | 0 | 0 | 0 | 0 | 0 | 0 | 4 | 1 | 0 | 0 | .278 |
| Mar 02 | OMAHA | *of | 3 | 1 | 1 | 1 | 0 | 0 | 1 | 2 | 0 | 0 | 0 | 0 | 0 | 0 | 1 | 3 | 0 | 0 | .286 |
| Mar 04 | SOUTHEASTERN | *of | 4 | 0 | 0 | 0 | 0 | 0 | 0 | 0 | 0 | 0 | 0 | 0 | 0 | 0 | 1 | 3 | 0 | 0 | .240 |
| Mar 05 | SOUTHEASTERN- | *dh | 3 | 0 | 0 | 0 | 0 | 0 | 0 | 1 | 0 | 0 | 0 | 0 | 0 | 0 | 1 | 0 | 0 | 0 | .214 |
| Mar 05 | SOUTHEASTERN- | ph/1 | 2 | 1 | 1 | 1 | 0 | 0 | 0 | 0 | 0 | 0 | 0 | 0 | 0 | 0 | 0 | 2 | 0 | 0 | .233 |
| Mar 10 | UIC-1 | *dh | 4 | 2 | 2 | 3 | 1 | 0 | 1 | 0 | 0 | 0 | 0 | 0 | 0 | 0 | 1 | 0 | 0 | 0 | .265 |
| Mar 10 | UIC-2 | *of | 5 | 0 | 0 | 0 | 0 | 0 | 0 | 0 | 0 | 0 | 0 | 0 | 0 | 0 | 2 | 0 | 0 | 1 | .231 |
| Mar 12 | UIC | *of | 5 | 1 | 1 | 1 | 0 | 0 | 1 | 0 | 0 | 0 | 0 | 0 | 0 | 0 | 1 | 2 | 0 | 0 | .227 |
| Mar 13 | UIC | *dh | 4 | 0 | 1 | 0 | 0 | 0 | 0 | 0 | 0 | 0 | 0 | 0 | 0 | 0 | 0 | 0 | 0 | 0 | .229 |
| Mar 15 | GRAMBLING | *of | 5 | 1 | 1 | 2 | 0 | 0 | 0 | 0 | 0 | 0 | 0 | 0 | 0 | 0 | 0 | 1 | 0 | 0 | .226 |
| Mar 16 | GRAMBLING | *of | 5 | 1 | 2 | 3 | 1 | 0 | 0 | 0 | 0 | 0 | 1 | 0 | 0 | 0 | 0 | 1 | 0 | 0 | .241 |
| Mar 18 | KENTUCKY | *dh | 4 | 0 | 0 | 0 | 0 | 0 | 0 | 0 | 0 | 0 | 0 | 0 | 0 | 1 | 2 | 0 | 0 | 0 | .226 |
| Mar 19 | KENTUCKY | *dh | 2 | 0 | 0 | 2 | 0 | 0 | 0 | 1 | 0 | 0 | 0 | 0 | 1 | 0 | 1 | 0 | 0 | 0 | .219 |
| Mar 20 | KENTUCKY | *dh | 4 | 0 | 0 | 0 | 0 | 0 | 0 | 0 | 0 | 0 | 0 | 0 | 0 | 0 | 2 | 0 | 0 | 0 | .206 |
| Mar 25 | at Mizzou | *dh | 4 | 0 | 0 | 1 | 0 | 0 | 0 | 0 | 0 | 0 | 0 | 0 | 1 | 0 | 3 | 0 | 0 | 0 | .194 |
| Mar 26 | at Mizzou | *dh | 3 | 1 | 0 | 0 | 0 | 0 | 0 | 1 | 0 | 0 | 0 | 0 | 0 | 1 | 2 | 0 | 0 | 0 | .187 |
| Apr 02 | MISSISSIPPI STA | *dh | 4 | 1 | 2 | 3 | 1 | 0 | 1 | 1 | 0 | 0 | 0 | 0 | 0 | 0 | 1 | 0 | 0 | 0 | .203 |
| Apr 03 | MISSISSIPPI STA | *dh | 2 | 0 | 1 | 1 | 0 | 0 | 0 | 1 | 0 | 0 | 0 | 0 | 1 | 0 | 0 | 0 | 0 | 0 | .210 |
| Apr 05 | CENTRAL ARKAN | *of | 4 | 0 | 2 | 3 | 1 | 1 | 0 | 0 | 0 | 0 | 0 | 0 | 1 | 0 | 1 | 1 | 0 | 0 | .224 |
| Apr 07 | at Florida | *dh | 4 | 0 | 1 | 0 | 1 | 0 | 0 | 0 | 0 | 0 | 0 | 0 | 0 | 0 | 1 | 0 | 0 | 0 | .225 |
| Apr 08 | at Florida | *dh | 4 | 0 | 3 | 1 | 0 | 1 | 0 | 0 | 0 | 0 | 0 | 0 | 0 | 0 | 0 | 0 | 0 | 0 | .247 |
| Apr 09 | at Florida | *dh | 4 | 0 | 0 | 0 | 0 | 0 | 0 | 0 | 0 | 0 | 0 | 0 | 0 | 0 | 1 | 0 | 0 | 0 | .237 |
| Apr 12 | UAPB-1 | *1b | 5 | 3 | 4 | 6 | 0 | 0 | 2 | 0 | 0 | 0 | 0 | 0 | 0 | 0 | 0 | 7 | 0 | 0 | .265 |
| Apr 12 | UAPB-2 | *1b | 3 | 1 | 2 | 3 | 1 | 1 | 0 | 1 | 0 | 0 | 0 | 0 | 0 | 0 | 0 | 6 | 0 | 0 | .276 |
| Apr 14 | LSU | *dh | 4 | 0 | 1 | 0 | 0 | 0 | 0 | 1 | 0 | 0 | 0 | 0 | 0 | 0 | 3 | 0 | 0 | 0 | .275 |
| Apr 15 | LSU | *dh | 3 | 1 | 0 | 0 | 0 | 0 | 0 | 1 | 0 | 0 | 0 | 0 | 0 | 0 | 1 | 0 | 0 | 0 | .268 |
| Apr 16 | LSU | *dh | 3 | 1 | 1 | 3 | 0 | 0 | 1 | 0 | 0 | 0 | 0 | 0 | 1 | 0 | 0 | 0 | 0 | 0 | .270 |
| Apr 19 | ARKANSAS STAT | *of | 5 | 3 | 4 | 4 | 0 | 0 | 1 | 0 | 1 | 0 | 0 | 0 | 0 | 0 | 0 | 2 | 0 | 0 | .292 |
| Totals | | 31gs | 120 | 19 | 35 | 39 | 7 | 3 | 8 | 13 | 1 | 0 | 1 | 0 | 5 | 3 | 33 | 31 | 0 | 1 | .292 |

On base pct. .353 • Slugging pct. .600

#33 Hagen Smith - 6 games (All games)

| Date | Opponent | Pos | AB | R | H | RBI | 2B | 3B | HR | BB | SB | CS | HBP | SAC | SF | GDP | K | PO | A | E | Avg |
|--------|----------------|-----|----|---|---|-----|----|----|----|----|----|----|-----|-----|----|-----|---|----|---|---|------|
| Feb 19 | ILLINOIS STATE | *p | 0 | 0 | 0 | 0 | 0 | 0 | 0 | 0 | 0 | 0 | 0 | 0 | 0 | 0 | 0 | 0 | 1 | 0 | .000 |
| Mar 05 | SOUTHEASTERN- | *p | 0 | 0 | 0 | 0 | 0 | 0 | 0 | 0 | 0 | 0 | 0 | 0 | 0 | 0 | 0 | 0 | 2 | 0 | .000 |
| Mar 12 | UIC | *p | 0 | 0 | 0 | 0 | 0 | 0 | 0 | 0 | 0 | 0 | 0 | 0 | 0 | 0 | 0 | 1 | 1 | 0 | .000 |
| Mar 19 | KENTUCKY | *p | 0 | 0 | 0 | 0 | 0 | 0 | 0 | 0 | 0 | 0 | 0 | 0 | 0 | 0 | 0 | 0 | 1 | 0 | .000 |
| Mar 26 | at Mizzou | *p | 0 | 0 | 0 | 0 | 0 | 0 | 0 | 0 | 0 | 0 | 0 | 0 | 0 | 0 | 0 | 0 | 1 | 0 | .000 |
| Apr 08 | at Florida | *p | 0 | 0 | 0 | 0 | 0 | 0 | 0 | 0 | 0 | 0 | 0 | 0 | 0 | 0 | 0 | 1 | 0 | 0 | .000 |
| Totals | | 6gs | 0 | 0 | 0 | 0 | 0 | 0 | 0 | 0 | 0 | 0 | 0 | 0 | 0 | 0 | 0 | 2 | 6 | 0 | .000 |

On base pct. .000 • Slugging pct. .000

#33 Hagen Smith - 9 appearances (All games)

| Date | Opponent | GS | IP | H | R | ER | BB | SO | 2B | 3B | HR | WP | BK | HBP | IBB | Score | W-L | Sv | ERA | NP |
|--------|-----------------|----|------|----|----|----|----|----|----|----|----|----|----|-----|-----|-------|-----|----|------|-----|
| Feb 19 | ILLINOIS STATE | * | 6.0 | 5 | 0 | 0 | 1 | 5 | 0 | 0 | 0 | 0 | 0 | 0 | 0 | 5-1 | 1-0 | 0 | 0.00 | 77 |
| Feb 27 | vs Stanford | * | 2.1 | 6 | 3 | 3 | 2 | 3 | 0 | 0 | 1 | 0 | 0 | 1 | 0 | 0-5 | 1-1 | 0 | 3.24 | 58 |
| Mar 05 | SOUTHEASTERN- | * | 7.0 | 2 | 2 | 2 | 3 | 9 | 0 | 0 | 1 | 1 | 0 | 1 | 0 | 4-2 | 2-1 | 0 | 2.93 | 97 |
| Mar 12 | UIC | * | 5.0 | 4 | 1 | 1 | 3 | 8 | 0 | 0 | 1 | 0 | 0 | 0 | 0 | 10-1 | 3-1 | 0 | 2.66 | 100 |
| Mar 19 | KENTUCKY | * | 6.0 | 5 | 3 | 3 | 3 | 7 | 0 | 0 | 1 | 0 | 0 | 0 | 0 | 9-3 | 4-1 | 0 | 3.08 | 92 |
| Mar 26 | at Mizzou | * | 5.0 | 6 | 3 | 3 | 3 | 5 | 2 | 0 | 0 | 0 | 0 | 1 | 0 | 5-7 | 4-1 | 0 | 3.45 | 96 |
| Apr 02 | MISSISSIPPI STA | * | 6.0 | 3 | 3 | 3 | 3 | 7 | 0 | 1 | 1 | 0 | 0 | 0 | 0 | 12-5 | 5-1 | 0 | 3.62 | 87 |
| Apr 08 | at Florida | * | 4.1 | 7 | 7 | 6 | 2 | 1 | 2 | 0 | 2 | 0 | 0 | 0 | 0 | 2-7 | 5-2 | 0 | 4.54 | 77 |
| Apr 15 | LSU | * | 7.0 | 2 | 0 | 0 | 1 | 7 | 0 | 0 | 0 | 0 | 0 | 0 | 0 | 4-0 | 6-2 | 0 | 3.88 | 98 |
| Totals | | 9 | 48.2 | 40 | 22 | 21 | 21 | 52 | 4 | 1 | 7 | 1 | 0 | 3 | 0 | 51-31 | 6-2 | 0 | 3.88 | - |

#44 Max Soliz Jr. - 5 games (All games)

| Date | Opponent | Pos | AB | R | H | RBI | 2B | 3B | HR | BB | SB | CS | HBP | SAC | SF | GDP | K | PO | A | E | Avg |
|--------|-----------------|-------|----|---|---|-----|----|----|----|----|----|----|-----|-----|----|-----|---|----|---|---|------|
| Mar 02 | OMAHA | ph/d | 2 | 0 | 1 | 1 | 1 | 0 | 0 | 0 | 0 | 0 | 0 | 0 | 0 | 0 | 0 | 0 | 0 | 0 | .500 |
| Mar 12 | UIC | *dh | 4 | 1 | 1 | 0 | 0 | 0 | 0 | 0 | 0 | 0 | 0 | 0 | 0 | 0 | 2 | 0 | 0 | 0 | .333 |
| Apr 01 | MISSISSIPPI STA | ph/d | 1 | 0 | 0 | 0 | 0 | 0 | 0 | 1 | 0 | 0 | 0 | 0 | 0 | 0 | 1 | 0 | 0 | 0 | .286 |
| Apr 05 | CENTRAL ARKAN | ph/of | 1 | 0 | 0 | 0 | 0 | 0 | 0 | 0 | 0 | 0 | 0 | 0 | 0 | 0 | 0 | 0 | 0 | 0 | .250 |
| Apr 12 | UAPB-1 | pr/of | 1 | 1 | 0 | 0 | 0 | 0 | 0 | 0 | 0 | 0 | 0 | 0 | 0 | 0 | 1 | 2 | 0 | 0 | .222 |
| Totals | | 1gs | 9 | 2 | 2 | 1 | 1 | 0 | 0 | 1 | 0 | 0 | 0 | 0 | 0 | 0 | 4 | 2 | 0 | 0 | .222 |

On base pct. .300 • Slugging pct. .333

#55 Gabriel Starks - 3 games (All games)

| Date | Opponent | Pos | AB | R | H | RBI | 2B | 3B | HR | BB | SB | CS | HBP | SAC | SF | GDP | K | PO | A | E | Avg |
|--------|----------------|-----|----|---|---|-----|----|----|----|----|----|----|-----|-----|----|-----|---|----|---|---|------|
| Feb 18 | ILLINOIS STATE | p | 0 | 0 | 0 | 0 | 0 | 0 | 0 | 0 | 0 | 0 | 0 | 0 | 0 | 0 | 0 | 1 | 0 | 0 | .000 |
| Mar 02 | OMAHA | p | 0 | 0 | 0 | 0 | 0 | 0 | 0 | 0 | 0 | 0 | 0 | 0 | 0 | 0 | 0 | 0 | 1 | 0 | .000 |
| Apr 08 | at Florida | p | 0 | 0 | 0 | 0 | 0 | 0 | 0 | 0 | 0 | 0 | 0 | 0 | 0 | 0 | 0 | 1 | 0 | 0 | .000 |
| Totals | | 0gs | 0 | 0 | 0 | 0 | 0 | 0 | 0 | 0 | 0 | 0 | 0 | 0 | 0 | 0 | 0 | 2 | 1 | 0 | .000 |

On base pct. .000 • Slugging pct. .000

#55 Gabriel Starks - 8 appearances (All games)

| Date | Opponent | GS | IP | H | R | ER | BB | SO | 2B | 3B | HR | WP | BK | HBP | IBB | Score | W-L | Sv | ERA | NP |
|--------|-----------------|----|-----|---|---|----|----|----|----|----|----|----|----|-----|-----|-------|-----|----|------|----|
| Feb 18 | ILLINOIS STATE | | 0.2 | 0 | 0 | 0 | 0 | 1 | 0 | 0 | 0 | 1 | 0 | 0 | 0 | 2-3 | 0-0 | 0 | 0.00 | 8 |
| Mar 02 | OMAHA | | 1.0 | 2 | 1 | 1 | 2 | 1 | 0 | 0 | 0 | 0 | 0 | 0 | 0 | 15-3 | 0-0 | 0 | 5.40 | 32 |
| Mar 15 | GRAMBLING | | 2.0 | 0 | 0 | 0 | 0 | 4 | 0 | 0 | 0 | 0 | 0 | 1 | 0 | 14-1 | 0-0 | 0 | 2.45 | 26 |
| Mar 26 | at Mizzou | | 1.0 | 0 | 0 | 0 | 0 | 1 | 0 | 0 | 0 | 0 | 0 | 0 | 0 | 5-7 | 0-0 | 0 | 1.93 | 13 |
| Mar 29 | LITTLE ROCK | | 1.0 | 1 | 0 | 0 | 1 | 3 | 0 | 0 | 0 | 1 | 0 | 0 | 0 | 16-8 | 0-0 | 0 | 1.59 | 25 |
| Apr 02 | MISSISSIPPI STA | | 2.0 | 2 | 2 | 0 | 1 | 2 | 0 | 0 | 0 | 0 | 0 | 0 | 0 | 12-5 | 0-0 | 0 | 1.17 | 34 |
| Apr 08 | at Florida | | 0.2 | 1 | 0 | 0 | 1 | 0 | 1 | 0 | 0 | 1 | 0 | 0 | 0 | 2-7 | 0-0 | 0 | 1.08 | 19 |
| Apr 12 | UAPB-2 | | 1.0 | 0 | 0 | 0 | 0 | 3 | 0 | 0 | 0 | 0 | 0 | 0 | 0 | 6-0 | 0-0 | 0 | 0.96 | 14 |
| Totals | | 0 | 9.1 | 6 | 3 | 1 | 5 | 15 | 1 | 0 | 0 | 3 | 0 | 1 | 0 | 72-34 | 0-0 | 0 | 0.96 | - |

#10 Peyton Stovall - 32 games (All games)

| Date | Opponent | Pos | AB | R | H | RBI | 2B | 3B | HR | BB | SB | CS | HBP | SAC | SF | GDP | K | PO | A | E | Avg |
|--------|-----------------|------|-----|----|----|-----|----|----|----|----|----|----|-----|-----|----|-----|----|-----|----|---|------|
| Feb 18 | ILLINOIS STATE | *1b | 4 | 0 | 0 | 0 | 0 | 0 | 0 | 0 | 0 | 0 | 0 | 0 | 0 | 0 | 1 | 12 | 0 | 0 | .000 |
| Feb 19 | ILLINOIS STATE | *1b | 4 | 0 | 0 | 0 | 0 | 0 | 0 | 1 | 0 | 0 | 0 | 0 | 0 | 0 | 0 | 7 | 0 | 0 | .000 |
| Feb 20 | ILLINOIS STATE | *1b | 5 | 1 | 2 | 0 | 1 | 0 | 0 | 0 | 0 | 0 | 0 | 0 | 0 | 0 | 0 | 10 | 0 | 0 | .154 |
| Feb 25 | vs Indiana | *1b | 5 | 0 | 1 | 0 | 0 | 0 | 0 | 0 | 0 | 0 | 0 | 0 | 0 | 0 | 0 | 6 | 1 | 0 | .167 |
| Feb 27 | vs Stanford | *1b | 4 | 0 | 0 | 0 | 0 | 0 | 0 | 0 | 0 | 0 | 0 | 0 | 0 | 0 | 3 | 6 | 0 | 0 | .136 |
| Mar 02 | OMAHA | *1b | 4 | 2 | 1 | 2 | 0 | 0 | 1 | 1 | 0 | 0 | 0 | 0 | 0 | 0 | 1 | 5 | 1 | 0 | .154 |
| Mar 04 | SOUTHEASTERN | *1b | 4 | 0 | 1 | 1 | 0 | 0 | 0 | 1 | 0 | 0 | 0 | 0 | 0 | 0 | 2 | 11 | 0 | 0 | .167 |
| Mar 05 | SOUTHEASTERN- | *1b | 3 | 0 | 1 | 1 | 0 | 0 | 0 | 0 | 0 | 0 | 0 | 0 | 0 | 0 | 0 | 6 | 1 | 0 | .182 |
| Mar 10 | UIC-1 | *1b | 4 | 1 | 1 | 0 | 0 | 0 | 0 | 0 | 0 | 0 | 0 | 0 | 0 | 0 | 2 | 10 | 1 | 0 | .189 |
| Mar 10 | UIC-2 | ph/1 | 3 | 1 | 2 | 2 | 0 | 0 | 0 | 0 | 0 | 0 | 0 | 0 | 0 | 1 | 0 | 7 | 2 | 0 | .225 |
| Mar 12 | UIC | *1b | 3 | 1 | 2 | 0 | 0 | 0 | 0 | 1 | 0 | 0 | 0 | 0 | 0 | 0 | 0 | 3 | 1 | 0 | .256 |
| Mar 13 | UIC | *1b | 4 | 1 | 2 | 0 | 1 | 0 | 0 | 0 | 0 | 0 | 0 | 0 | 0 | 0 | 0 | 9 | 0 | 1 | .277 |
| Mar 15 | GRAMBLING | *2b | 4 | 2 | 3 | 2 | 1 | 0 | 0 | 1 | 0 | 0 | 0 | 0 | 0 | 0 | 0 | 0 | 5 | 0 | .314 |
| Mar 16 | GRAMBLING | *2b | 5 | 1 | 3 | 0 | 0 | 0 | 0 | 1 | 0 | 0 | 0 | 0 | 0 | 0 | 1 | 2 | 2 | 0 | .339 |
| Mar 18 | KENTUCKY | *1b | 3 | 0 | 1 | 0 | 0 | 0 | 0 | 1 | 0 | 0 | 1 | 0 | 0 | 0 | 1 | 11 | 0 | 0 | .339 |
| Mar 19 | KENTUCKY | *1b | 5 | 1 | 1 | 2 | 0 | 0 | 1 | 0 | 0 | 0 | 0 | 0 | 0 | 0 | 1 | 6 | 1 | 0 | .328 |
| Mar 20 | KENTUCKY | *1b | 3 | 0 | 0 | 0 | 0 | 0 | 0 | 1 | 0 | 0 | 0 | 0 | 0 | 0 | 1 | 4 | 0 | 0 | .313 |
| Mar 25 | at Mizzou | *1b | 4 | 0 | 1 | 0 | 0 | 0 | 0 | 1 | 0 | 0 | 0 | 0 | 0 | 0 | 0 | 6 | 1 | 0 | .310 |
| Mar 26 | at Mizzou | *1b | 4 | 0 | 0 | 0 | 0 | 0 | 0 | 1 | 0 | 0 | 0 | 0 | 0 | 0 | 2 | 10 | 0 | 0 | .293 |
| Mar 27 | at Mizzou | *1b | 5 | 1 | 1 | 0 | 0 | 0 | 0 | 0 | 0 | 0 | 0 | 0 | 0 | 0 | 0 | 7 | 0 | 0 | .287 |
| Apr 01 | MISSISSIPPI STA | *1b | 3 | 1 | 0 | 0 | 0 | 0 | 0 | 2 | 0 | 0 | 0 | 0 | 0 | 0 | 1 | 11 | 1 | 0 | .277 |
| Apr 02 | MISSISSIPPI STA | *1b | 4 | 0 | 0 | 0 | 0 | 0 | 0 | 0 | 0 | 0 | 1 | 0 | 0 | 0 | 1 | 10 | 0 | 0 | .264 |
| Apr 03 | MISSISSIPPI STA | *1b | 6 | 0 | 0 | 0 | 0 | 0 | 0 | 0 | 0 | 0 | 0 | 0 | 0 | 0 | 4 | 9 | 0 | 0 | .247 |
| Apr 05 | CENTRAL ARKAN | *1b | 3 | 4 | 2 | 1 | 0 | 0 | 1 | 0 | 0 | 0 | 2 | 0 | 0 | 0 | 0 | 7 | 1 | 0 | .260 |
| Apr 07 | at Florida | *1b | 4 | 1 | 2 | 1 | 0 | 0 | 0 | 0 | 0 | 0 | 1 | 0 | 0 | 0 | 0 | 12 | 0 | 0 | .270 |
| Apr 08 | at Florida | *1b | 4 | 0 | 2 | 0 | 0 | 0 | 0 | 0 | 0 | 0 | 0 | 0 | 0 | 0 | 0 | 11 | 1 | 1 | .279 |
| Apr 09 | at Florida | *1b | 3 | 2 | 0 | 0 | 0 | 0 | 0 | 1 | 0 | 0 | 0 | 0 | 0 | 0 | 1 | 4 | 0 | 0 | .271 |
| Apr 12 | UAPB-2 | *2b | 3 | 0 | 0 | 0 | 0 | 0 | 0 | 0 | 0 | 0 | 0 | 0 | 0 | 0 | 1 | 0 | 0 | 0 | .264 |
| Apr 14 | LSU | *1b | 4 | 0 | 1 | 0 | 0 | 0 | 0 | 0 | 1 | 0 | 0 | 0 | 0 | 0 | 1 | 9 | 0 | 0 | .263 |
| Apr 15 | LSU | *1b | 3 | 0 | 0 | 0 | 0 | 0 | 0 | 0 | 0 | 0 | 0 | 0 | 0 | 0 | 0 | 6 | 0 | 0 | .256 |
| Apr 16 | LSU | *1b | 3 | 2 | 1 | 1 | 1 | 0 | 0 | 0 | 0 | 0 | 0 | 0 | 0 | 0 | 0 | 7 | 0 | 0 | .258 |
| Apr 19 | ARKANSAS STAT | *1b | 2 | 1 | 0 | 1 | 0 | 0 | 0 | 2 | 0 | 0 | 0 | 0 | 0 | 0 | 0 | 8 | 1 | 0 | .254 |
| Totals | | 31qs | 122 | 23 | 31 | 14 | 4 | 0 | 3 | 15 | 1 | 0 | 5 | 0 | 0 | 1 | 24 | 232 | 20 | 2 | .255 |

On base pct. .359 • Slugging pct. .361

#39 Evan Taylor - 3 games (All games)

| Date | Opponent | Pos | AB | R | H | RBI | 2B | 3B | HR | BB | SB | CS | HBP | SAC | SF | GDP | K | PO | A | E | Avg |
|--------|-------------|-----|----|---|---|-----|----|----|----|----|----|----|-----|-----|----|-----|---|----|---|---|------|
| Mar 02 | OMAHA | p | 0 | 0 | 0 | 0 | 0 | 0 | 0 | 0 | 0 | 0 | 0 | 0 | 0 | 0 | 0 | 1 | 0 | 0 | .000 |
| Mar 25 | at Mizzou | p | 0 | 0 | 0 | 0 | 0 | 0 | 0 | 0 | 0 | 0 | 0 | 0 | 0 | 0 | 0 | 0 | 1 | 0 | .000 |
| Mar 29 | LITTLE ROCK | p | 0 | 0 | 0 | 0 | 0 | 0 | 0 | 0 | 0 | 0 | 0 | 0 | 0 | 0 | 0 | 0 | 2 | 0 | .000 |
| Totals | | 0gs | 0 | 0 | 0 | 0 | 0 | 0 | 0 | 0 | 0 | 0 | 0 | 0 | 0 | 0 | 0 | 1 | 3 | 0 | .000 |

On base pct. .000 • Slugging pct. .000

#39 Evan Taylor - 13 appearances (All games)

| Date | Opponent | GS | IP | H | R | ER | BB | SO | 2B | 3B | HR | WP | BK | HBP | IBB | Score | W-L | Sv | ERA | NP |
|--------|-----------------|----|------|---|---|----|----|----|----|----|----|----|----|-----|-----|--------|-----|----|------|----|
| Feb 19 | ILLINOIS STATE | | 0.1 | 0 | 0 | 0 | 0 | 1 | 0 | 0 | 0 | 0 | 0 | 0 | 0 | 5-1 | 0-0 | 0 | 0.00 | 5 |
| Mar 02 | OMAHA | | 2.0 | 0 | 0 | 0 | 0 | 2 | 0 | 0 | 0 | 0 | 0 | 0 | 0 | 15-3 | 1-0 | 0 | 0.00 | 23 |
| Mar 05 | SOUTHEASTERN- | | 0.2 | 0 | 0 | 0 | 0 | 1 | 0 | 0 | 0 | 0 | 0 | 1 | 0 | 11-1 | 1-0 | 0 | 0.00 | 14 |
| Mar 10 | UIC-1 | | 1.1 | 0 | 1 | 1 | 2 | 2 | 0 | 0 | 0 | 0 | 0 | 0 | 0 | 12-4 | 1-0 | 0 | 2.08 | 25 |
| Mar 13 | UIC | | 0.2 | 0 | 0 | 0 | 0 | 1 | 0 | 0 | 0 | 0 | 0 | 0 | 0 | 10-8 | 1-0 | 0 | 1.80 | 10 |
| Mar 18 | KENTUCKY | | 1.2 | 0 | 0 | 0 | 0 | 1 | 0 | 0 | 0 | 0 | 0 | 0 | 0 | 6-2 | 1-0 | 0 | 1.35 | 17 |
| Mar 20 | KENTUCKY | | 1.0 | 2 | 1 | 1 | 0 | 1 | 1 | 0 | 1 | 0 | 0 | 0 | 0 | 3-1 | 1-0 | 0 | 2.35 | 17 |
| Mar 25 | at Mizzou | | 1.1 | 3 | 1 | 1 | 0 | 2 | 0 | 0 | 0 | 0 | 0 | 1 | 0 | 7-5 | 1-0 | 0 | 3.00 | 31 |
| Mar 29 | LITTLE ROCK | | 2.0 | 1 | 0 | 0 | 0 | 2 | 0 | 0 | 0 | 1 | 0 | 0 | 0 | 16-8 | 2-0 | 0 | 2.45 | 23 |
| Apr 03 | MISSISSIPPI STA | | 1.0 | 1 | 1 | 1 | 0 | 2 | 0 | 0 | 1 | 0 | 0 | 1 | 0 | 3-5 | 2-0 | 0 | 3.00 | 19 |
| Apr 09 | at Florida | | 1.0 | 1 | 0 | 0 | 0 | 1 | 0 | 0 | 0 | 0 | 0 | 0 | 0 | 7-9 | 2-0 | 0 | 2.77 | 17 |
| Apr 14 | LSU | | 1.0 | 0 | 1 | 0 | 0 | 3 | 0 | 0 | 0 | 0 | 0 | 0 | 0 | 5-4 | 3-0 | 0 | 2.57 | 18 |
| Apr 15 | LSU | | 1.1 | 0 | 0 | 0 | 1 | 1 | 0 | 0 | 0 | 0 | 0 | 0 | 0 | 4-0 | 3-0 | 1 | 2.35 | 17 |
| Totals | | 0 | 15.1 | 8 | 5 | 4 | 3 | 20 | 1 | 0 | 2 | 1 | 0 | 3 | 0 | 104-51 | 3-0 | 1 | 2.35 | |

#48 Heston Tole - 6 appearances (All games)

| Date | Opponent | GS | IP | H | R | ER | BB | SO | 2B | 3B | HR | WP | BK | HBP | IBB | Score | W-L | Sv | ERA | NP |
|--------|----------------|----|-----|----|---|----|----|----|----|----|----|----|----|-----|-----|-------|-----|----|------|----|
| Feb 19 | ILLINOIS STATE | | 1.1 | 1 | 1 | 1 | 1 | 2 | 0 | 0 | 0 | 0 | 0 | 0 | 0 | 5-1 | 0-0 | 1 | 6.75 | 20 |
| Feb 27 | vs Stanford | | 3.0 | 5 | 1 | 0 | 0 | 2 | 0 | 0 | 0 | 0 | 0 | 0 | 0 | 0-5 | 0-0 | 1 | 2.08 | 43 |
| Mar 02 | OMAHA | | 1.1 | 2 | 1 | 1 | 0 | 2 | 1 | 0 | 0 | 0 | 0 | 0 | 0 | 15-3 | 0-0 | 1 | 3.18 | 31 |
| Mar 10 | UIC-2 | | 0.2 | 2 | 1 | 1 | 0 | 1 | 2 | 0 | 0 | 1 | 0 | 0 | 0 | 5-4 | 0-0 | 1 | 4.26 | 16 |
| Mar 16 | GRAMBLING | | 2.0 | 3 | 0 | 0 | 0 | 4 | 0 | 0 | 0 | 1 | 0 | 0 | 0 | 13-3 | 0-0 | 1 | 3.24 | 34 |
| Apr 05 | CENTRAL ARKAN | | 1.1 | 2 | 0 | 0 | 1 | 2 | 0 | 0 | 0 | 0 | 0 | 0 | 0 | 21-9 | 0-0 | 1 | 2.79 | 29 |
| Totals | | 0 | 9.2 | 15 | 4 | 3 | 2 | 13 | 3 | 0 | 0 | 2 | 0 | 0 | 0 | 59-25 | 0-0 | 1 | 2.79 | - |

#20 Elijah Trest - 2 games (All games)

| Date | Opponent | Pos | AB | R | H | RBI | 2B | 3B | HR | BB | SB | CS | HBP | SAC | SF | GDP | K | PO | A | E | Avg |
|--------|---------------|-----|----|---|---|-----|----|----|----|----|----|----|-----|-----|----|-----|---|----|---|---|------|
| Apr 05 | CENTRAL ARKAN | p | 0 | 0 | 0 | 0 | 0 | 0 | 0 | 0 | 0 | 0 | 0 | 0 | 0 | 0 | 0 | 1 | 0 | 0 | .000 |
| Apr 19 | ARKANSAS STAT | p | 0 | 0 | 0 | 0 | 0 | 0 | 0 | 0 | 0 | 0 | 0 | 0 | 0 | 0 | 0 | 1 | 0 | 0 | .000 |
| Totals | | 0gs | 0 | 0 | 0 | 0 | 0 | 0 | 0 | 0 | 0 | 0 | 0 | 0 | 0 | 0 | 0 | 2 | 0 | 0 | .000 |

On base pct. .000 • Slugging pct. .000

#20 Elijah Trest - 8 appearances (All games)

| Date | Opponent | GS | IP | H | R | ER | BB | SO | 2B | 3B | HR | WP | BK | HBP | IBB | Score | W-L | Sv | ERA | NP |
|--------|-----------------|----|-----|---|---|----|----|----|----|----|----|----|----|-----|-----|-------|-----|----|------|----|
| Feb 27 | vs Stanford | | 1.1 | 1 | 1 | 1 | 1 | 1 | 1 | 0 | 0 | 0 | 0 | 0 | 0 | 0-5 | 0-0 | 0 | 6.75 | 34 |
| Mar 12 | UIC | | 1.0 | 0 | 0 | 0 | 0 | 1 | 0 | 0 | 0 | 0 | 0 | 1 | 0 | 10-1 | 0-0 | 0 | 3.86 | 14 |
| Mar 15 | GRAMBLING | | 1.0 | 0 | 0 | 0 | 0 | 2 | 0 | 0 | 0 | 0 | 0 | 0 | 0 | 14-1 | 0-0 | 0 | 2.70 | 10 |
| Mar 26 | at Mizzou | | 0.1 | 2 | 2 | 2 | 0 | 0 | 0 | 0 | 0 | 1 | 0 | 0 | 0 | 5-7 | 0-1 | 0 | 7.36 | 15 |
| Apr 02 | MISSISSIPPI STA | | 1.0 | 0 | 0 | 0 | 0 | 0 | 0 | 0 | 0 | 0 | 0 | 0 | 0 | 12-5 | 0-1 | 0 | 5.79 | 7 |
| Apr 05 | CENTRAL ARKAN | | 1.0 | 0 | 0 | 0 | 0 | 2 | 0 | 0 | 0 | 0 | 0 | 0 | 0 | 21-9 | 0-1 | 0 | 4.76 | 14 |
| Apr 12 | UAPB-1 | | 2.0 | 0 | 0 | 0 | 1 | 3 | 0 | 0 | 0 | 0 | 0 | 0 | 0 | 15-0 | 0-1 | 0 | 3.52 | 32 |
| Apr 19 | ARKANSAS STAT | | 1.2 | 1 | 0 | 0 | 3 | 2 | 1 | 0 | 0 | 0 | 0 | 0 | 0 | 10-1 | 0-1 | 0 | 2.89 | 39 |
| Totals | | 0 | 9.1 | 4 | 3 | 3 | 5 | 11 | 2 | 0 | 0 | 1 | 0 | 1 | 0 | 87-29 | 0-1 | 0 | 2.89 | - |



III INDIVIDUAL GAME-BY-GAME

#12 Michael Turner - 34 games (All games)

| Date | Opponent | Pos | AB | R | H | RBI | 2B | 3B | HR | BB | SB | CS | HBP | SAC | SF | GDP | K | PO | A | E | Avg |
|--------|-----------------|-------|-----|----|----|-----|----|----|----|----|----|----|-----|-----|----|-----|----|-----|----|---|------|
| Feb 18 | ILLINOIS STATE | *c | 3 | 0 | 0 | 0 | 0 | 0 | 0 | 0 | 0 | 0 | 1 | 0 | 0 | 0 | 2 | 6 | 3 | 0 | .000 |
| Feb 19 | ILLINOIS STATE | *c | 4 | 0 | 2 | 1 | 1 | 0 | 0 | 0 | 0 | 0 | 0 | 0 | 0 | 0 | 0 | 10 | 0 | 0 | .286 |
| Feb 20 | ILLINOIS STATE | *c | 1 | 0 | 0 | 0 | 0 | 0 | 0 | 0 | 0 | 0 | 0 | 0 | 0 | 0 | 1 | 3 | 0 | 0 | .250 |
| Feb 25 | vs Indiana | *c | 4 | 0 | 1 | 1 | 0 | 1 | 0 | 0 | 0 | 0 | 0 | 0 | 0 | 0 | 0 | 15 | 1 | 0 | .250 |
| Feb 27 | vs Stanford | *c | 3 | 0 | 1 | 0 | 0 | 0 | 0 | 1 | 0 | 0 | 0 | 0 | 0 | 0 | 1 | 8 | 2 | 0 | .267 |
| Feb 27 | vs Louisiana | *1b | 3 | 0 | 1 | 1 | 0 | 0 | 0 | 2 | 0 | 0 | 0 | 0 | 0 | 0 | 1 | 7 | 0 | 0 | .278 |
| Mar 02 | OMAHA | *c | 3 | 2 | 3 | 3 | 0 | 0 | 1 | 0 | 0 | 0 | 0 | 0 | 0 | 1 | 0 | 4 | 0 | 0 | .381 |
| Mar 04 | SOUTHEASTERN | *c | 4 | 0 | 0 | 0 | 0 | 0 | 0 | 0 | 0 | 0 | 0 | 0 | 0 | 0 | 0 | 10 | 3 | 0 | .320 |
| Mar 05 | SOUTHEASTERN- | *c | 4 | 1 | 2 | 3 | 1 | 0 | 1 | 0 | 0 | 0 | 0 | 0 | 0 | 0 | 0 | 11 | 0 | 0 | .345 |
| Mar 05 | SOUTHEASTERN- | *1b/c | 3 | 3 | 1 | 1 | 0 | 0 | 0 | 2 | 0 | 0 | 0 | 0 | 0 | 0 | 0 | 11 | 1 | 0 | .344 |
| Mar 10 | UIC-1 | *c | 4 | 1 | 2 | 3 | 0 | 0 | 0 | 0 | 0 | 0 | 0 | 0 | 0 | 0 | 1 | 15 | 2 | 0 | .361 |
| Mar 10 | UIC-2 | *1b/c | 3 | 0 | 1 | 1 | 0 | 0 | 0 | 2 | 0 | 0 | 0 | 0 | 0 | 1 | 0 | 7 | 4 | 0 | .359 |
| Mar 12 | UIC | *c | 4 | 2 | 4 | 2 | 0 | 0 | 1 | 1 | 0 | 0 | 0 | 0 | 0 | 0 | 0 | 11 | 2 | 0 | .419 |
| Mar 13 | UIC | *c | 4 | 1 | 1 | 1 | 1 | 0 | 0 | 0 | 0 | 0 | 0 | 0 | 1 | 0 | 1 | 10 | 0 | 0 | .404 |
| Mar 15 | GRAMBLING | *dh | 4 | 1 | 1 | 3 | 0 | 0 | 1 | 0 | 0 | 0 | 0 | 0 | 1 | 0 | 1 | 0 | 0 | 0 | .392 |
| Mar 16 | GRAMBLING | *1b | 4 | 1 | 0 | 0 | 0 | 0 | 0 | 1 | 0 | 0 | 0 | 0 | 0 | 0 | 1 | 7 | 0 | 0 | .364 |
| Mar 18 | KENTUCKY | *c | 4 | 1 | 1 | 0 | 1 | 0 | 0 | 1 | 0 | 0 | 0 | 0 | 0 | 0 | 2 | 10 | 0 | 0 | .356 |
| Mar 19 | KENTUCKY | *c | 4 | 3 | 2 | 0 | 1 | 0 | 0 | 1 | 0 | 0 | 0 | 0 | 0 | 0 | 1 | 12 | 0 | 0 | .365 |
| Mar 20 | KENTUCKY | *c | 2 | 0 | 1 | 0 | 0 | 0 | 0 | 2 | 0 | 0 | 0 | 0 | 0 | 0 | 1 | 10 | 0 | 0 | .369 |
| Mar 25 | at Mizzou | *c | 5 | 1 | 2 | 3 | 1 | 0 | 0 | 0 | 0 | 0 | 0 | 0 | 0 | 0 | 2 | 17 | 1 | 0 | .371 |
| Mar 26 | at Mizzou | *c | 4 | 0 | 0 | 0 | 0 | 0 | 0 | 0 | 0 | 0 | 0 | 0 | 0 | 0 | 0 | 9 | 2 | 0 | .351 |
| Mar 27 | at Mizzou | *c | 5 | 1 | 2 | 1 | 0 | 0 | 0 | 0 | 0 | 0 | 0 | 0 | 0 | 2 | 0 | 10 | 0 | 0 | .354 |
| Mar 29 | LITTLE ROCK | *1b | 5 | 2 | 3 | 1 | 2 | 0 | 0 | 1 | 0 | 0 | 0 | 0 | 0 | 0 | 1 | 8 | 0 | 0 | .369 |
| Apr 01 | MISSISSIPPI STA | *c | 4 | 1 | 1 | 2 | 0 | 0 | 0 | 0 | 0 | 0 | 0 | 0 | 1 | 0 | 0 | 8 | 0 | 0 | .364 |
| Apr 02 | MISSISSIPPI STA | *c | 4 | 0 | 0 | 0 | 0 | 0 | 0 | 1 | 0 | 0 | 0 | 0 | 0 | 0 | 0 | 9 | 0 | 0 | .348 |
| Apr 03 | MISSISSIPPI STA | *c | 6 | 0 | 1 | 0 | 0 | 0 | 0 | 0 | 0 | 0 | 0 | 0 | 0 | 0 | 3 | 15 | 0 | 0 | .337 |
| Apr 07 | at Florida | *c | 5 | 1 | 3 | 2 | 1 | 0 | 0 | 0 | 0 | 0 | 0 | 0 | 0 | 1 | 1 | 7 | 3 | 0 | .350 |
| Apr 08 | at Florida | *c | 3 | 0 | 1 | 0 | 0 | 0 | 0 | 1 | 0 | 0 | 0 | 0 | 0 | 0 | 0 | 3 | 1 | 0 | .349 |
| Apr 09 | at Florida | *c | 5 | 1 | 1 | 0 | 0 | 0 | 0 | 0 | 0 | 0 | 0 | 0 | 0 | 0 | 0 | 10 | 1 | 0 | .342 |
| Apr 12 | UAPB-2 | *dh | 3 | 0 | 0 | 0 | 0 | 0 | 0 | 0 | 0 | 0 | 1 | 0 | 0 | 1 | 1 | 0 | 0 | 0 | .333 |
| Apr 14 | LSU | *c | 3 | 1 | 1 | 1 | 0 | 0 | 0 | 1 | 0 | 0 | 0 | 0 | 0 | 0 | 1 | 11 | 0 | 1 | .333 |
| Apr 15 | LSU | *c | 4 | 1 | 3 | 2 | 1 | 0 | 1 | 0 | 0 | 0 | 0 | 0 | 0 | 0 | 0 | 8 | 0 | 0 | .347 |
| Apr 16 | LSU | *c | 4 | 0 | 1 | 0 | 0 | 0 | 0 | 0 | 0 | 0 | 0 | 0 | 0 | 0 | 0 | 13 | 0 | 0 | .344 |
| Apr 19 | ARKANSAS STAT | *dh | 4 | 1 | 1 | 0 | 0 | 0 | 0 | 1 | 0 | 0 | 0 | 0 | 0 | 0 | 0 | 0 | 0 | 0 | .341 |
| Totals | | 33gs | 129 | 26 | 44 | 32 | 10 | 1 | 5 | 18 | 0 | 0 | 2 | 0 | 4 | 5 | 22 | 295 | 26 | 1 | .341 |

On base pct. .418 • Slugging pct. .550

#25 Brady Tygart - 3 games (All games)

| Date | Opponent | Pos | AB | R | H | RBI | 2B | 3B | HR | BB | SB | CS | HBP | SAC | SF | GDP | K | PO | A | E | Avg |
|--------|-----------------|-----|----|---|---|-----|----|----|----|----|----|----|-----|-----|----|-----|---|----|---|---|------|
| Apr 03 | MISSISSIPPI STA | p | 0 | 0 | 0 | 0 | 0 | 0 | 0 | 0 | 0 | 0 | 0 | 0 | 0 | 0 | 0 | 0 | 1 | 0 | .000 |
| Apr 09 | at Florida | p | 0 | 0 | 0 | 0 | 0 | 0 | 0 | 0 | 0 | 0 | 0 | 0 | 0 | 0 | 0 | 0 | 0 | 1 | .000 |
| Apr 14 | LSU | p | 0 | 0 | 0 | 0 | 0 | 0 | 0 | 0 | 0 | 0 | 0 | 0 | 0 | 0 | 0 | 0 | 1 | 0 | .000 |
| Totals | | 0gs | 0 | 0 | 0 | 0 | 0 | 0 | 0 | 0 | 0 | 0 | 0 | 0 | 0 | 0 | 0 | 0 | 2 | 1 | .000 |

On base pct. .000 • Slugging pct. .000

#25 Brady Tygart - 11 appearances (All games)

| Date | Opponent | GS | IP | H | R | ER | BB | SO | 2B | 3B | HR | WP | BK | HBP | IBB | Score | W-L | Sv | ERA | NP |
|--------|-----------------|----|------|----|---|----|----|----|----|----|----|----|----|-----|-----|-------|-----|----|------|----|
| Mar 02 | OMAHA | | 1.0 | 2 | 0 | 0 | 0 | 2 | 0 | 0 | 0 | 0 | 0 | 0 | 0 | 15-3 | 0-0 | 0 | 0.00 | 16 |
| Mar 05 | SOUTHEASTERN- | | 1.0 | 1 | 0 | 0 | 0 | 1 | 0 | 0 | 0 | 0 | 0 | 0 | 0 | 4-2 | 0-0 | 1 | 0.00 | 8 |
| Mar 10 | UIC-2 | | 1.1 | 0 | 0 | 0 | 1 | 2 | 0 | 0 | 0 | 0 | 0 | 1 | 0 | 5-4 | 1-0 | 1 | 0.00 | 24 |
| Mar 13 | UIC | | 2.1 | 4 | 2 | 2 | 1 | 2 | 0 | 0 | 0 | 0 | 0 | 0 | 0 | 10-8 | 1-0 | 1 | 3.18 | 36 |
| Mar 20 | KENTUCKY | | 2.0 | 1 | 0 | 0 | 0 | 1 | 0 | 0 | 0 | 0 | 0 | 1 | 0 | 3-1 | 1-0 | 2 | 2.35 | 31 |
| Mar 25 | at Mizzou | | 2.0 | 2 | 0 | 0 | 0 | 5 | 0 | 0 | 0 | 0 | 0 | 0 | 0 | 7-5 | 1-0 | 3 | 1.86 | 37 |
| Mar 27 | at Mizzou | | 1.2 | 0 | 0 | 0 | 0 | 2 | 0 | 0 | 0 | 0 | 0 | 1 | 0 | 6-4 | 1-0 | 4 | 1.59 | 23 |
| Apr 03 | MISSISSIPPI STA | | 3.2 | 1 | 0 | 0 | 1 | 7 | 0 | 0 | 0 | 0 | 0 | 1 | 0 | 3-5 | 1-0 | 4 | 1.20 | 59 |
| Apr 09 | at Florida | | 2.2 | 2 | 2 | 2 | 2 | 4 | 1 | 0 | 0 | 0 | 0 | 0 | 0 | 7-9 | 1-1 | 4 | 2.04 | 52 |
| Apr 14 | LSU | | 2.0 | 3 | 0 | 0 | 1 | 1 | 0 | 0 | 0 | 0 | 0 | 0 | 0 | 5-4 | 1-1 | 5 | 1.83 | 43 |
| Apr 16 | LSU | | 1.0 | 0 | 0 | 0 | 1 | 1 | 0 | 0 | 0 | 0 | 0 | 0 | 0 | 6-2 | 1-1 | 5 | 1.74 | 19 |
| Totals | | 0 | 20.2 | 16 | 4 | 4 | 7 | 28 | 1 | 0 | 0 | 0 | 0 | 4 | 0 | 71-47 | 1-1 | 5 | 1.74 | - |

#9 Drake Varnado - 12 games (All games)

| Date | Opponent | Pos | AB | R | H | RBI | 2B | 3B | HR | BB | SB | CS | HBP | SAC | SF | GDP | K | PO | A | E | Avg |
|--------|-----------------|--------|----|---|---|-----|----|----|----|----|----|----|-----|-----|----|-----|---|----|---|---|------|
| Feb 19 | ILLINOIS STATE | pr | 0 | 1 | 0 | 0 | 0 | 0 | 0 | 0 | 0 | 0 | 0 | 0 | 0 | 0 | 0 | 0 | 0 | 0 | .000 |
| Feb 27 | vs Stanford | pr | 0 | 0 | 0 | 0 | 0 | 0 | 0 | 0 | 0 | 0 | 0 | 0 | 0 | 0 | 0 | 0 | 0 | 0 | .000 |
| Mar 02 | OMAHA | ph/2 | 2 | 0 | 0 | 0 | 0 | 0 | 0 | 0 | 0 | 0 | 0 | 0 | 0 | 0 | 2 | 0 | 1 | 0 | .000 |
| Mar 12 | UIC | pr/2b | 0 | 0 | 0 | 0 | 0 | 0 | 0 | 0 | 0 | 0 | 0 | 0 | 0 | 0 | 0 | 0 | 0 | 0 | .000 |
| Mar 13 | UIC | pr/of | 0 | 1 | 0 | 0 | 0 | 0 | 0 | 0 | 0 | 0 | 0 | 0 | 0 | 0 | 0 | 0 | 0 | 0 | .000 |
| Mar 16 | GRAMBLING | *of | 4 | 1 | 2 | 1 | 1 | 0 | 0 | 1 | 1 | 0 | 0 | 0 | 0 | 0 | 1 | 0 | 0 | 0 | .333 |
| Mar 29 | LITTLE ROCK | *of | 2 | 1 | 1 | 2 | 0 | 0 | 0 | 1 | 0 | 0 | 1 | 0 | 1 | 0 | 0 | 1 | 0 | 0 | .375 |
| Apr 03 | MISSISSIPPI STA | pr | 0 | 0 | 0 | 0 | 0 | 0 | 0 | 0 | 0 | 0 | 0 | 0 | 0 | 0 | 0 | 0 | 0 | 0 | .375 |
| Apr 05 | CENTRAL ARKAN | of | 2 | 0 | 0 | 0 | 0 | 0 | 0 | 0 | 0 | 0 | 0 | 0 | 0 | 0 | 0 | 0 | 0 | 0 | .300 |
| Apr 07 | at Florida | pr/dh | 1 | 0 | 0 | 0 | 0 | 0 | 0 | 0 | 0 | 0 | 0 | 0 | 0 | 0 | 1 | 0 | 0 | 0 | .273 |
| Apr 12 | UAPB-1 | *of/3b | 2 | 1 | 1 | 1 | 0 | 0 | 0 | 2 | 0 | 0 | 0 | 0 | 0 | 0 | 0 | 0 | 0 | 0 | .308 |
| Apr 14 | LSU | ph/of | 2 | 0 | 0 | 0 | 0 | 0 | 0 | 0 | 0 | 0 | 0 | 0 | 0 | 0 | 1 | 0 | 0 | 0 | .267 |
| Totals | | 3gs | 15 | 5 | 4 | 4 | 1 | 0 | 0 | 4 | 1 | 0 | 1 | 0 | 1 | 0 | 5 | 1 | 1 | 0 | .267 |

On base pct. .429 • Slugging pct. .333

#88 Zebulon Vermillion - 1 game (All games)

| Date | Opponent | Pos | AB | R | H | RBI | 2B | 3B | HR | BB | SB | CS | HBP | SAC | SF | GDP | K | PO | A | E | Avg |
|--------|----------|-----|----|---|---|-----|----|----|----|----|----|----|-----|-----|----|-----|---|----|---|---|------|
| Mar 19 | KENTUCKY | p | 0 | 0 | 0 | 0 | 0 | 0 | 0 | 0 | 0 | 0 | 0 | 0 | 0 | 0 | 0 | 1 | 0 | 0 | .000 |
| Totals | | 0gs | 0 | 0 | 0 | 0 | 0 | 0 | 0 | 0 | 0 | 0 | 0 | 0 | 0 | 0 | 0 | 1 | 0 | 0 | .000 |

On base pct. .000 • Slugging pct. .000

#88 Zebulon Vermillion - 13 appearances (All games)

| Date | Opponent | GS | IP | H | R | ER | BB | SO | 2B | 3B | HR | WP | BK | HBP | IBB | Score | W-L | Sv | ERA | NP |
|--------|-----------------|----|------|----|---|----|----|----|----|----|----|----|----|-----|-----|-------|-----|----|------|----|
| Feb 18 | ILLINOIS STATE | | 1.0 | 0 | 0 | 0 | 2 | 1 | 0 | 0 | 0 | 0 | 0 | 0 | 0 | 2-3 | 0-0 | 0 | 0.00 | 22 |
| Feb 27 | vs Louisiana | | 1.0 | 0 | 0 | 0 | 1 | 2 | 0 | 0 | 0 | 0 | 0 | 0 | 0 | 6-4 | 1-0 | 0 | 0.00 | 16 |
| Mar 05 | SOUTHEASTERN- | | 1.0 | 0 | 0 | 0 | 1 | 1 | 0 | 0 | 0 | 0 | 0 | 0 | 0 | 4-2 | 1-0 | 0 | 0.00 | 13 |
| Mar 12 | UIC | | 2.0 | 0 | 0 | 0 | 1 | 3 | 0 | 0 | 0 | 0 | 0 | 1 | 0 | 10-1 | 1-0 | 0 | 0.00 | 37 |
| Mar 15 | GRAMBLING | | 1.0 | 0 | 0 | 0 | 0 | 1 | 0 | 0 | 0 | 0 | 0 | 0 | 0 | 14-1 | 1-0 | 0 | 0.00 | 14 |
| Mar 19 | KENTUCKY | | 3.0 | 0 | 0 | 0 | 1 | 5 | 0 | 0 | 0 | 0 | 0 | 0 | 0 | 9-3 | 1-0 | 1 | 0.00 | 44 |
| Mar 25 | at Mizzou | | 0.2 | 3 | 1 | 1 | 0 | 1 | 0 | 0 | 0 | 0 | 0 | 0 | 0 | 7-5 | 2-0 | 1 | 0.93 | 15 |
| Mar 29 | LITTLE ROCK | | 1.0 | 2 | 1 | 1 | 0 | 3 | 2 | 0 | 0 | 0 | 0 | 0 | 0 | 16-8 | 2-0 | 1 | 1.69 | 25 |
| Apr 01 | MISSISSIPPI STA | | 1.0 | 0 | 0 | 0 | 0 | 1 | 0 | 0 | 0 | 0 | 0 | 0 | 0 | 8-1 | 2-0 | 1 | 1.54 | 14 |
| Apr 03 | MISSISSIPPI STA | | 1.0 | 1 | 0 | 0 | 0 | 0 | 0 | 0 | 0 | 0 | 0 | 0 | 0 | 3-5 | 2-0 | 1 | 1.42 | 7 |
| Apr 07 | at Florida | | 2.0 | 2 | 1 | 1 | 1 | 2 | 1 | 0 | 0 | 0 | 1 | 0 | 0 | 8-1 | 2-0 | 2 | 1.84 | 37 |
| Apr 09 | at Florida | | 0.1 | 1 | 0 | 0 | 0 | 0 | 0 | 0 | 0 | 0 | 0 | 0 | 0 | 7-9 | 2-0 | 2 | 1.80 | 3 |
| Apr 15 | LSU | | 0.2 | 1 | 0 | 0 | 1 | 0 | 0 | 0 | 0 | 0 | 0 | 0 | 0 | 4-0 | 2-0 | 2 | 1.72 | 19 |
| Totals | | 0 | 15.2 | 10 | 3 | 3 | 8 | 20 | 3 | 0 | 0 | 0 | 1 | 1 | 0 | 98-43 | 2-0 | 2 | 1.72 | - |

#7 Cayden Wallace - 36 games (All games)

| Date | Opponent | Pos | AB | R | H | RBI | 2B | 3B | HR | BB | SB | CS | HBP | SAC | SF | GDP | K | PO | A | E | Avg |
|--------|-----------------|------|-----|----|----|-----|----|----|----|----|----|----|-----|-----|----|-----|----|----|----|---|------|
| Feb 18 | ILLINOIS STATE | *3b | 4 | 0 | 0 | 0 | 2 | 0 | 0 | 0 | 0 | 0 | 0 | 0 | 0 | 0 | 1 | 1 | 3 | 0 | .000 |
| Feb 19 | ILLINOIS STATE | *3b | 4 | 1 | 2 | 1 | 1 | 0 | 0 | 0 | 0 | 0 | 0 | 0 | 0 | 0 | 0 | 0 | 2 | 0 | .250 |
| Feb 20 | ILLINOIS STATE | *3b | 4 | 0 | 1 | 0 | 0 | 1 | 0 | 1 | 0 | 0 | 0 | 0 | 0 | 0 | 0 | 1 | 2 | 0 | .250 |
| Feb 25 | vs Indiana | *3b | 4 | 2 | 4 | 1 | 2 | 0 | 0 | 1 | 1 | 0 | 0 | 0 | 0 | 0 | 0 | 0 | 1 | 1 | .438 |
| Feb 27 | vs Stanford | *3b | 4 | 0 | 0 | 0 | 0 | 0 | 0 | 0 | 0 | 0 | 0 | 0 | 0 | 0 | 1 | 1 | 2 | 2 | .350 |
| Feb 27 | vs Louisiana | *3b | 4 | 0 | 1 | 0 | 0 | 0 | 0 | 1 | 1 | 0 | 0 | 0 | 0 | 0 | 1 | 0 | 1 | 0 | .333 |
| Mar 02 | OMAHA | *3b | 5 | 3 | 1 | 1 | 0 | 0 | 0 | 1 | 0 | 0 | 0 | 0 | 0 | 0 | 1 | 0 | 1 | 0 | .310 |
| Mar 04 | SOUTHEASTERN | *3b | 3 | 0 | 1 | 2 | 0 | 0 | 0 | 0 | 0 | 0 | 0 | 0 | 1 | 0 | 0 | 0 | 4 | 0 | .312 |
| Mar 05 | SOUTHEASTERN- | *3b | 1 | 1 | 0 | 0 | 0 | 0 | 0 | 2 | 0 | 1 | 1 | 0 | 0 | 0 | 0 | 0 | 2 | 0 | .303 |
| Mar 05 | SOUTHEASTERN- | *3b | 5 | 2 | 3 | 0 | 0 | 0 | 0 | 0 | 0 | 0 | 0 | 0 | 0 | 0 | 1 | 0 | 1 | 0 | .342 |
| Mar 10 | UIC-1 | *3b | 5 | 3 | 3 | 3 | 0 | 0 | 1 | 0 | 1 | 0 | 0 | 0 | 0 | 0 | 1 | 0 | 0 | 0 | .372 |
| Mar 10 | UIC-2 | *3b | 4 | 0 | 1 | 0 | 0 | 0 | 0 | 1 | 0 | 0 | 0 | 0 | 0 | 0 | 0 | 0 | 2 | 0 | .362 |
| Mar 12 | UIC | *3b | 5 | 2 | 1 | 4 | 0 | 0 | 1 | 0 | 1 | 0 | 0 | 0 | 0 | 0 | 0 | 1 | 0 | 0 | .346 |
| Mar 13 | UIC | *3b | 4 | 1 | 1 | 6 | 0 | 0 | 1 | 0 | 0 | 0 | 0 | 0 | 1 | 0 | 0 | 0 | 2 | 0 | .339 |
| Mar 15 | GRAMBLING | *3b | 2 | 2 | 0 | 1 | 0 | 0 | 0 | 2 | 0 | 0 | 0 | 0 | 1 | 0 | 0 | 0 | 0 | 0 | .328 |
| Mar 16 | GRAMBLING | *3b | 2 | 3 | 1 | 1 | 0 | 0 | 0 | 3 | 1 | 0 | 0 | 0 | 1 | 0 | 1 | 0 | 1 | 0 | .333 |
| Mar 18 | KENTUCKY | *3b | 5 | 1 | 0 | 0 | 0 | 0 | 0 | 0 | 0 | 0 | 0 | 0 | 0 | 0 | 3 | 1 | 1 | 0 | .308 |
| Mar 19 | KENTUCKY | *3b | 5 | 1 | 1 | 0 | 0 | 0 | 0 | 0 | 0 | 0 | 0 | 0 | 0 | 0 | 1 | 1 | 1 | 0 | .300 |
| Mar 20 | KENTUCKY | *3b | 4 | 0 | 0 | 0 | 0 | 0 | 0 | 0 | 0 | 0 | 0 | 0 | 0 | 0 | 2 | 0 | 0 | 0 | .284 |
| Mar 25 | at Mizzou | *3b | 5 | 2 | 3 | 0 | 0 | 0 | 0 | 0 | 0 | 0 | 0 | 0 | 0 | 0 | 1 | 0 | 1 | 1 | .304 |
| Mar 26 | at Mizzou | *3b | 3 | 1 | 1 | 3 | 1 | 0 | 0 | 2 | 0 | 0 | 0 | 0 | 0 | 0 | 1 | 0 | 3 | 0 | .305 |
| Mar 27 | at Mizzou | *3b | 4 | 1 | 1 | 0 | 0 | 0 | 0 | 1 | 0 | 0 | 0 | 0 | 0 | 0 | 1 | 0 | 4 | 0 | .302 |
| Mar 29 | LITTLE ROCK | *3b | 6 | 2 | 2 | 1 | 0 | 0 | 1 | 0 | 0 | 0 | 0 | 0 | 0 | 0 | 1 | 1 | 1 | 0 | .304 |
| Apr 01 | MISSISSIPPI STA | *3b | 5 | 2 | 2 | 0 | 1 | 0 | 0 | 0 | 1 | 0 | 0 | 0 | 0 | 0 | 0 | 0 | 2 | 0 | .309 |
| Apr 02 | MISSISSIPPI STA | *3b | 5 | 0 | 2 | 4 | 1 | 0 | 0 | 0 | 0 | 0 | 0 | 0 | 0 | 0 | 1 | 0 | 2 | 1 | .314 |
| Apr 03 | MISSISSIPPI STA | *3b | 3 | 0 | 1 | 0 | 0 | 0 | 0 | 3 | 0 | 0 | 0 | 0 | 0 | 0 | 1 | 1 | 4 | 0 | .314 |
| Apr 05 | CENTRAL ARKAN | *3b | 3 | 3 | 1 | 1 | 0 | 0 | 0 | 2 | 2 | 0 | 1 | 0 | 0 | 0 | 0 | 0 | 3 | 0 | .315 |
| Apr 07 | at Florida | *3b | 4 | 2 | 2 | 2 | 0 | 0 | 1 | 0 | 1 | 0 | 1 | 0 | 0 | 0 | 0 | 1 | 1 | 0 | .321 |
| Apr 08 | at Florida | *3b | 5 | 0 | 2 | 0 | 0 | 0 | 0 | 0 | 0 | 0 | 0 | 0 | 0 | 0 | 1 | 0 | 1 | 0 | .325 |
| Apr 09 | at Florida | *3b | 5 | 0 | 1 | 0 | 1 | 0 | 0 | 0 | 0 | 0 | 0 | 0 | 0 | 0 | 0 | 1 | 3 | 0 | .320 |
| Apr 12 | UAPB-1 | *3b | 2 | 1 | 1 | 1 | 1 | 0 | 0 | 2 | 1 | 0 | 0 | 0 | 0 | 0 | 1 | 0 | 1 | 0 | .323 |
| Apr 12 | UAPB-2 | *3b | 3 | 1 | 0 | 0 | 0 | 0 | 0 | 1 | 0 | 0 | 0 | 0 | 0 | 0 | 1 | 0 | 0 | 0 | .315 |
| Apr 14 | LSU | *3b | 5 | 2 | 2 | 0 | 0 | 0 | 0 | 0 | 0 | 0 | 0 | 0 | 0 | 0 | 0 | 0 | 0 | 0 | .318 |
| Apr 15 | LSU | *3b | 4 | 0 | 2 | 0 | 2 | 0 | 0 | 0 | 0 | 0 | 0 | 0 | 0 | 0 | 0 | 2 | 3 | 0 | .324 |
| Apr 16 | LSU | *3b | 4 | 0 | 1 | 2 | 0 | 0 | 0 | 0 | 0 | 0 | 0 | 0 | 0 | 0 | 0 | 0 | 5 | 0 | .321 |
| Apr 19 | ARKANSAS STAT | *3b | 5 | 0 | 0 | 0 | 0 | 0 | 0 | 0 | 0 | 0 | 0 | 0 | 0 | 0 | 2 | 1 | 1 | 0 | .310 |
| Totals | | 36gs | 145 | 39 | 45 | 34 | 10 | 1 | 5 | 23 | 10 | 1 | 3 | 0 | 4 | 0 | 24 | 13 | 61 | 5 | .310 |

On base pct. .406 • Slugging pct. .497



#24 Braydon Webb - 31 games (All games)

| Date | Opponent | Pos | AB | R | H | RBI | 2B | 3B | HR | BB | SB | CS | HBP | SAC | SF | GDP | K | PO | A | E | Avg |
|--------|-----------------|-------|----|----|----|-----|----|----|----|----|----|----|-----|-----|----|-----|----|----|---|---|------|
| Feb 19 | ILLINOIS STATE | *of | 3 | 1 | 0 | 0 | 0 | 0 | 0 | 1 | 0 | 0 | 0 | 0 | 0 | 0 | 2 | 1 | 0 | 0 | .000 |
| Feb 20 | ILLINOIS STATE | *of | 3 | 0 | 0 | 0 | 0 | 0 | 0 | 1 | 0 | 0 | 0 | 0 | 0 | 1 | 2 | 1 | 0 | 0 | .000 |
| Feb 27 | vs Stanford | *of | 2 | 0 | 0 | 0 | 0 | 0 | 0 | 2 | 0 | 0 | 0 | 0 | 0 | 0 | 1 | 0 | 0 | 0 | .000 |
| Feb 27 | vs Louisiana | pr/of | 1 | 1 | 0 | 0 | 0 | 0 | 0 | 0 | 0 | 0 | 0 | 0 | 0 | 0 | 0 | 0 | 0 | 0 | .000 |
| Mar 02 | OMAHA | *of | 5 | 0 | 0 | 0 | 0 | 0 | 0 | 0 | 0 | 0 | 1 | 0 | 0 | 0 | 2 | 3 | 0 | 0 | .000 |
| Mar 05 | SOUTHEASTERN- | of | 0 | 0 | 0 | 0 | 0 | 0 | 0 | 0 | 0 | 0 | 0 | 0 | 0 | 0 | 0 | 0 | 0 | 0 | .000 |
| Mar 05 | SOUTHEASTERN- | of | 0 | 0 | 0 | 0 | 0 | 0 | 0 | 1 | 0 | 0 | 0 | 0 | 0 | 0 | 0 | 0 | 0 | 0 | .000 |
| Mar 10 | UIC-1 | *of | 4 | 0 | 0 | 0 | 0 | 0 | 0 | 0 | 0 | 0 | 0 | 0 | 0 | 0 | 1 | 1 | 0 | 0 | .000 |
| Mar 10 | UIC-2 | of | 0 | 0 | 0 | 0 | 0 | 0 | 0 | 0 | 0 | 0 | 0 | 0 | 0 | 0 | 0 | 0 | 0 | 0 | .000 |
| Mar 13 | UIC | *of | 2 | 2 | 0 | 0 | 0 | 0 | 0 | 1 | 0 | 0 | 0 | 0 | 0 | 0 | 0 | 2 | 0 | 0 | .000 |
| Mar 15 | GRAMBLING | *of | 4 | 2 | 1 | 4 | 0 | 0 | 1 | 1 | 0 | 0 | 0 | 0 | 0 | 0 | 2 | 1 | 0 | 0 | .042 |
| Mar 16 | GRAMBLING | *of | 4 | 1 | 2 | 1 | 0 | 0 | 0 | 2 | 0 | 0 | 0 | 0 | 0 | 0 | 0 | 3 | 0 | 0 | .107 |
| Mar 18 | KENTUCKY | *of | 4 | 1 | 1 | 0 | 0 | 0 | 0 | 0 | 1 | 0 | 0 | 0 | 0 | 0 | 2 | 1 | 0 | 0 | .125 |
| Mar 19 | KENTUCKY | *of | 4 | 1 | 1 | 1 | 0 | 0 | 1 | 0 | 0 | 0 | 0 | 0 | 0 | 0 | 1 | 3 | 0 | 0 | .139 |
| Mar 20 | KENTUCKY | *of | 4 | 1 | 2 | 2 | 0 | 0 | 1 | 0 | 0 | 0 | 0 | 0 | 0 | 0 | 0 | 3 | 0 | 0 | .175 |
| Mar 25 | at Mizzou | *of | 4 | 2 | 2 | 2 | 0 | 0 | 1 | 0 | 0 | 0 | 0 | 0 | 0 | 0 | 1 | 0 | 0 | 0 | .205 |
| Mar 26 | at Mizzou | *of | 3 | 1 | 0 | 0 | 0 | 0 | 0 | 0 | 0 | 0 | 1 | 0 | 0 | 0 | 2 | 2 | 0 | 0 | .191 |
| Mar 27 | at Mizzou | *of | 2 | 0 | 1 | 2 | 1 | 0 | 0 | 1 | 0 | 0 | 0 | 1 | 0 | 0 | 1 | 3 | 0 | 0 | .204 |
| Mar 29 | LITTLE ROCK | *of | 5 | 3 | 3 | 2 | 0 | 0 | 1 | 1 | 2 | 0 | 0 | 0 | 0 | 0 | 1 | 1 | 0 | 1 | .241 |
| Apr 01 | MISSISSIPPI STA | *of | 1 | 1 | 0 | 0 | 0 | 0 | 0 | 4 | 1 | 0 | 0 | 0 | 0 | 0 | 1 | 2 | 0 | 0 | .236 |
| Apr 02 | MISSISSIPPI STA | *of | 3 | 1 | 0 | 0 | 0 | 0 | 0 | 1 | 1 | 0 | 1 | 0 | 0 | 1 | 0 | 3 | 0 | 0 | .224 |
| Apr 03 | MISSISSIPPI STA | *of | 3 | 1 | 2 | 1 | 0 | 0 | 1 | 1 | 0 | 0 | 0 | 1 | 0 | 0 | 1 | 4 | 0 | 0 | .246 |
| Apr 05 | CENTRAL ARKAN | *of | 3 | 3 | 2 | 4 | 0 | 0 | 1 | 1 | 0 | 0 | 0 | 0 | 0 | 0 | 1 | 0 | 0 | 0 | .266 |
| Apr 07 | at Florida | *of | 5 | 1 | 2 | 1 | 0 | 0 | 1 | 0 | 1 | 0 | 0 | 0 | 0 | 0 | 3 | 1 | 0 | 0 | .275 |
| Apr 08 | at Florida | *of | 4 | 1 | 1 | 0 | 0 | 0 | 0 | 0 | 0 | 0 | 0 | 0 | 0 | 1 | 1 | 4 | 0 | 0 | .274 |
| Apr 09 | at Florida | *of | 4 | 0 | 0 | 0 | 0 | 0 | 0 | 1 | 0 | 0 | 0 | 0 | 0 | 0 | 1 | 3 | 0 | 0 | .260 |
| Apr 12 | UAPB-1 | *of | 4 | 2 | 3 | 1 | 0 | 0 | 1 | 1 | 1 | 0 | 0 | 0 | 0 | 0 | 0 | 1 | 0 | 0 | .284 |
| Apr 12 | UAPB-2 | *of | 3 | 0 | 0 | 0 | 0 | 0 | 0 | 0 | 0 | 0 | 0 | 0 | 0 | 0 | 1 | 0 | 0 | 0 | .274 |
| Apr 14 | LSU | *of | 3 | 1 | 1 | 2 | 0 | 0 | 0 | 1 | 0 | 0 | 0 | 0 | 0 | 0 | 0 | 3 | 0 | 0 | .276 |
| Apr 15 | LSU | *of | 4 | 0 | 0 | 0 | 0 | 0 | 0 | 0 | 0 | 0 | 0 | 0 | 0 | 0 | 0 | 4 | 0 | 0 | .264 |
| Apr 16 | LSU | *of | 3 | 1 | 0 | 0 | 0 | 0 | 0 | 1 | 0 | 0 | 0 | 0 | 0 | 1 | 1 | 1 | 0 | 0 | .255 |
| Totals | | 27gs | 94 | 28 | 24 | 23 | 1 | 0 | 9 | 22 | 7 | 0 | 3 | 2 | 0 | 4 | 28 | 51 | 0 | 1 | .255 |

On base pct. .412 • Slugging pct. .553

#22 Jaxon Wiggins - 4 games (All games)

| Date | Opponent | Pos | AB | R | H | RBI | 2B | 3B | HR | BB | SB | CS | HBP | SAC | SF | GDP | K | PO | A | E | Avg |
|--------|---------------|-----|-----|---|---|-----|----|----|----|----|----|----|-----|-----|----|-----|---|----|---|---|------|
| Feb 27 | vs Louisiana | *p | 0 | 0 | 0 | 0 | 0 | 0 | 0 | 0 | 0 | 0 | 0 | 0 | 0 | 0 | 0 | 0 | 2 | 0 | .000 |
| Mar 05 | SOUTHEASTERN- | *p | 0 | 0 | 0 | 0 | 0 | 0 | 0 | 0 | 0 | 0 | 0 | 0 | 0 | 0 | 0 | 0 | 1 | 0 | .000 |
| Mar 13 | UIC | *p | 0 | 0 | 0 | 0 | 0 | 0 | 0 | 0 | 0 | 0 | 0 | 0 | 0 | 0 | 0 | 0 | 1 | 0 | .000 |
| Mar 27 | at Mizzou | *p | 0 | 0 | 0 | 0 | 0 | 0 | 0 | 0 | 0 | 0 | 0 | 0 | 0 | 0 | 0 | 0 | 1 | 0 | .000 |
| Totals | | | 4gs | 0 | 0 | 0 | 0 | 0 | 0 | 0 | 0 | 0 | 0 | 0 | 0 | 0 | 0 | 0 | 5 | 0 | .000 |

On base pct. .000 • Slugging pct. .000

#22 Jaxon Wiggins - 9 appearances (All games)

| Date | Opponent | GS | IP | H | R | ER | BB | SO | 2B | 3B | HR | WP | BK | HBP | IBB | Score | W-L | Sv | ERA | NP |
|--------|-----------------|----|-----|------|----|----|----|----|----|----|----|----|----|-----|-----|-------|-----|----|------|-----|
| Feb 20 | ILLINOIS STATE | * | 5.0 | 5 | 1 | 1 | 2 | 5 | 2 | 0 | 0 | 1 | 1 | 0 | 0 | 4-2 | 1-0 | 0 | 1.80 | 77 |
| Feb 27 | vs Louisiana | * | 6.0 | 3 | 3 | 3 | 2 | 4 | 1 | 0 | 0 | 1 | 0 | 1 | 0 | 6-4 | 1-0 | 0 | 3.27 | 91 |
| Mar 05 | SOUTHEASTERN- | * | 6.1 | 2 | 1 | 1 | 4 | 7 | 0 | 0 | 1 | 1 | 0 | 0 | 0 | 11-1 | 2-0 | 0 | 2.60 | 96 |
| Mar 13 | UIC | * | 3.1 | 1 | 5 | 5 | 4 | 5 | 0 | 0 | 0 | 2 | 0 | 2 | 0 | 10-8 | 2-0 | 0 | 4.35 | 67 |
| Mar 20 | KENTUCKY | * | 6.0 | 4 | 0 | 0 | 4 | 8 | 1 | 0 | 0 | 1 | 0 | 0 | 0 | 3-1 | 3-0 | 0 | 3.38 | 96 |
| Mar 27 | at Mizzou | * | 7.1 | 4 | 4 | 4 | 3 | 8 | 1 | 0 | 1 | 0 | 0 | 2 | 0 | 6-4 | 4-0 | 0 | 3.71 | 109 |
| Apr 03 | MISSISSIPPI STA | * | 5.0 | 4 | 2 | 2 | 1 | 5 | 0 | 0 | 2 | 0 | 0 | 1 | 0 | 3-5 | 4-0 | 0 | 3.69 | 80 |
| Apr 09 | at Florida | * | 4.0 | 9 | 7 | 7 | 2 | 5 | 0 | 0 | 2 | 1 | 0 | 0 | 0 | 7-9 | 4-0 | 0 | 4.81 | 80 |
| Apr 16 | LSU | * | 5.1 | 9 | 2 | 2 | 3 | 9 | 2 | 0 | 0 | 0 | 0 | 0 | 0 | 6-2 | 5-0 | 0 | 4.66 | 101 |
| Totals | | | 9 | 48.1 | 41 | 25 | 25 | 56 | 7 | 0 | 6 | 7 | 1 | 6 | 0 | 56-36 | 5-0 | 0 | 4.66 | - |



||| 2022 SCHEDULE / RESULTS

| | Opponent | Score | Winning Pitcher | Losing Pitcher | Save | Attendance | Time |
|-------------|-------------------|--------|------------------|----------------|-----------------|------------|------|
| FEB. | | | | | | | |
| 18 | Illinois State | L, 3-2 | Hart (1-0) | Ramage (0-1) | Kubiatowicz (1) | 10,116 | 3:00 |
| 19 | Illinois State | W, 5-1 | Smith (1-0) | Sinisko (0-1) | Tole (1) | 10,906 | 2:48 |
| 20 | Illinois State | W, 4-2 | Wiggins (1-0) | Salata (0-1) | Ramage (1) | 10,434 | 3:00 |
| 25 | vs. Indiana ^ | W, 5-2 | Noland (1-0) | Modugno (0-2) | Ramage (2) | 1,973 | 3:02 |
| 27 | vs. #6 Stanford ^ | L, 5-0 | Mathews (1-1) | Smith (1-1) | | 3,453 | 3:32 |
| 27 | vs. Louisiana ^ | W, 6-4 | Vermillion (1-0) | Theut (1-1) | Ramage (3) | 2,037 | 3:29 |

MARCH

| | | | | | | | |
|----|---------------------|-------------|------------------|------------------|----------------|--------|------|
| 2 | Omaha | W, 15-3 | Taylor (1-0) | Gordon (0-1) | | 10,326 | 4:02 |
| 4 | Southeastern | L, 7-3 | Kinzeler (2-0) | Noland (1-1) | Trahan (2) | 9,273 | 3:12 |
| 5 | Southeastern [DH-1] | W, 4-2 | Smith (2-1) | Harrington (0-2) | Tygart (1) | 10,321 | 2:33 |
| 5 | Southeastern [DH-2] | W, 11-1 (8) | Wiggins (2-0) | O'Toole (0-2) | | 10,444 | 2:41 |
| 10 | UIC [DH-1] | W, 12-4 | Noland (2-1) | Peterson (1-2) | | 10,420 | 2:55 |
| 10 | UIC [DH-2] | W, 5-4 | Tygart (1-0) | Shears (1-1) | | 10,599 | 3:17 |
| 12 | UIC | W, 10-1 | Smith (3-1) | Lopez (1-1) | | 10,221 | 3:06 |
| 13 | UIC | W, 10-8 | Adamiak (1-0) | Shears (1-2) | | 10,101 | 3:29 |
| 15 | Grambling | W, 14-1 (8) | Adamiak (2-0) | Reguero (1-1) | | 9,381 | 2:55 |
| 16 | Grambling | W, 13-3 (8) | Morris (1-0) | Boudreaux (0-2) | | 9,496 | 3:28 |
| 18 | Kentucky * | W, 6-2 | Noland (3-1) | Stupp (2-1) | | 9,993 | 3:12 |
| 19 | Kentucky * | W, 9-3 | Smith (4-1) | Cottom (1-1) | Vermillion (1) | 10,300 | 2:48 |
| 20 | Kentucky * | W, 3-1 | Wiggins (3-0) | Bosma (2-1) | Tygart (2) | 10,317 | 2:53 |
| 23 | vs. Omaha & | Canceled | | | | | |
| 25 | at Missouri * | W, 7-5 | Vermillion (2-0) | Landry (1-2) | Tygart (3) | 852 | 3:47 |
| 26 | at Missouri * | L, 7-5 | Lohse (1-1) | Trest (0-1) | | 907 | 3:18 |
| 27 | at Missouri * | W, 6-4 | Wiggins (4-0) | Wall (0-2) | Tygart (4) | 1,127 | 2:58 |
| 29 | Little Rock | W, 16-8 | Taylor (2-0) | Davis (0-3) | | 9,502 | 3:52 |
| 30 | Little Rock | Canceled | | | | | |

APRIL

| | | | | | | | |
|----|---------------------|-------------|----------------|----------------|----------------|--------|------|
| 1 | Mississippi State * | W, 8-1 | Noland (4-1) | Johnson (2-2) | | 11,548 | 2:48 |
| 2 | Mississippi State * | W, 12-5 | Smith (5-1) | Stinnett (3-1) | | 11,522 | 2:43 |
| 3 | Mississippi State * | L, 5-3 (12) | Fristoe (3-2) | Ramage (0-2) | | 11,415 | 3:56 |
| 5 | UCA | W, 21-9 | Morris (2-0) | Fenton (0-2) | | 9,614 | 4:02 |
| 7 | at Florida * | W, 8-1 | Noland (5-1) | Barco (5-2) | Vermillion (2) | 4,643 | 2:59 |
| 8 | at Florida * | L, 7-2 | Sproat (4-3) | Smith (5-2) | Purnell (3) | 5,795 | 2:40 |
| 9 | at Florida * | L, 9-7 | Purnell (3-2) | Tygart (1-1) | | 5,806 | 3:12 |
| 12 | UAPB [DH-1] | W, 15-0 (7) | Ramage (1-2) | Elarton (2-5) | | 8,959 | 2:19 |
| 12 | UAPB [DH-2] | W, 6-0 (7) | McEntire (1-0) | Little (1-2) | | 8,973 | 2:09 |
| 14 | #15 LSU * | W, 5-4 | Taylor (3-0) | Cooper (2-2) | Tygart (5) | 10,270 | 3:39 |
| 15 | #15 LSU * | W, 4-0 | Smith (6-2) | Money (2-3) | Taylor (1) | 10,811 | 2:40 |
| 16 | #15 LSU * | W, 6-2 | Wiggins (5-0) | Taylor (4-1) | | 11,049 | 3:04 |
| 19 | Arkansas State | W, 10-1 | Ramage (2-2) | Holt (0-2) | | 9,286 | 3:28 |
| 20 | Arkansas State | | | | | | |
| 22 | at Texas A&M * | | | | | | |
| 23 | at Texas A&M * | | | | | | |
| 24 | at Texas A&M * | | | | | | |
| 26 | vs. UCA % | | | | | | |
| 29 | Ole Miss * | | | | | | |
| 30 | Ole Miss * | | | | | | |

MAY

| | | | | | | | |
|----|----------------|--|--|--|--|--|--|
| 1 | Ole Miss * | | | | | | |
| 3 | Missouri State | | | | | | |
| 6 | at Auburn * | | | | | | |
| 7 | at Auburn * | | | | | | |
| 8 | at Auburn * | | | | | | |
| 13 | Vanderbilt * | | | | | | |
| 14 | Vanderbilt * | | | | | | |
| 15 | Vanderbilt * | | | | | | |
| 19 | at Alabama * | | | | | | |
| 20 | at Alabama * | | | | | | |
| 21 | at Alabama * | | | | | | |

* SEC opponent

^ Karbach Round Rock Classic (Dell Diamond in Round Rock, Texas)

& Game played at Kauffman Stadium in Kansas City, Mo.

% Game played at Dickey-Stephens Stadium in North Little Rock, Ark.