



ILLINOIS STATE

BASEBALL - 2022 GAME NOTES - UPDATED PRIOR TO GAME ON 2/18

ATHLETICS COMMUNICATIONS

Scott Beaton, Athletics Communications Graduate Assistant
C: (248) 880-6115 | O: (309) 438-1044
Email: sdbeato@ilstu.edu | Website: GoRedbirds.com

Date Opponent Result/Central Time

FEBRUARY (0 - 0)		
2/18	at 2 Arkansas	3:00 PM
2/19	at 2 Arkansas	12:00 PM
2/20	at 2 Arkansas	1:00 PM
2/25	at Western Carolina	3:00 PM
2/26	at Western Carolina	1:00 PM
2/27	at Western Carolina	12:00 PM

MARCH

3/4	at Arkansas State	4:00 PM
3/5	at Arkansas State	2:00 PM
3/6	at Arkansas State	1:00 PM
3/8	at Tennessee-Martin	5:00 PM
3/11	at Murray State	3:00 PM
3/12	at Murray State	2:00 PM
3/13	at Murray State	1:00 PM
3/17	PURDUE	5:00 PM
3/18	PURDUE	2:00 PM
3/19	at Purdue	12:00 PM
3/20	at Purdue	12:00 PM
3/23	ILLINOIS-CHICAGO	5:00 PM
3/25	SAINT LOUIS	5:00 PM
3/26	SAINT LOUIS	3:00 PM
3/27	SAINT LOUIS	1:00 PM
3/29	IOWA	5:00 PM
3/30	at Eastern Illinois	3:00 PM

APRIL

4/1	at Indiana State*	5:30 PM
4/2	at Indiana State*	1:00 PM
4/3	at Indiana State*	12:00 PM
4/5	ILLINOIS	5:00 PM
4/6	at Western Illinois	3:00 PM
4/9	at Kansas	6:00 PM
4/10	at Kansas*	2:00 PM
4/11	at Kansas*	1:00 PM
4/15	VALPARAISO*	5:00 PM
4/16	VALPARAISO*	3:00 PM
4/17	VALPARAISO*	1:00 PM
4/19	at Milwaukee	4:00 PM
4/22	BRADLEY*	5:00 PM
4/23	BRADLEY*	3:00 PM
4/24	BRADLEY*	1:00 PM
4/26	at SIUE	5:00 PM
4/27	INDIANA	5:00 PM
4/29	22 DALLAS BAPTIST*	7:00 PM
4/30	22 DALLAS BAPTIST*	3:00 PM

MAY

5/1	22 DALLAS BAPTIST*	1:00 PM
5/3	at Iowa	6:00 PM
5/6	at Evansville*	6:00 PM
5/7	at Evansville*	2:00 PM
5/8	at Evansville*	1:00 PM
5/10	SAINT THOMAS	5:00 PM
5/13	at Missouri State*	11:00 AM
5/14	at Missouri State*	11:00 AM
5/15	at Missouri State*	11:00 AM
5/17	at Indiana	5:00 PM
5/19	SOUTHERN ILLINOIS*	5:00 PM
5/20	SOUTHERN ILLINOIS*	3:00 PM
5/21	SOUTHERN ILLINOIS*	1:00 PM
5/25-29	at MVC Tournament (at Missouri State)	TBD

SCHEDULE KEY

* Missouri Valley Conference Game
Home games in **BOLD CAPS**
All times are CT

Dates, opponents, times all subject to change

GAMES 1 THROUGH 3: ILLINOIS STATE AT #2 ARKANSAS

SERIES HISTORY

Overall	-----ARK, 7-3
First Meeting	-----1950
Last Meeting	-----3/3/2020, ISU, 8-7



ILLINOIS STATE (23-34, 12-15 MVC) RPI: 172

RUNS SCORED / GAME	-----5.1
RUNS ALLOWED / GAME	-----5.6
BATTING AVERAGE	-----.273
ON-BASE PERCENTAGE	-----.358
SLUGGING PERCENTAGE	-----.400
HOME RUNS	-----40
EXTRA BASE HITS	-----143
K:BB (Team Hitting)	-----413:218 (1.89)
FIELDING PERCENTAGE	-----.965
LEADER IN ASSISTS	-----Huggins, 95
ERA (min. 40 innings)	-----Johnson, 3.32
K:BB (Team Pitching)	-----409:191 (2.14)
HEAD COACH	-----Steve Holm (4th season)
ISU/CAREER RECORD	-----66-69 (.489)

ARKANSAS (50-13, 22-8 SEC) RPI: 1

RUNS SCORED / GAME	-----7.6
RUNS ALLOWED / GAME	-----4.1
BATTING AVERAGE	-----.267
ON-BASE PERCENTAGE	-----.387
SLUGGING PERCENTAGE	-----.482
HOME RUNS	-----109
EXTRA BASE HITS	-----220
K:BB (Team Hitting)	-----567:360 (1.58)
FIELDING PERCENTAGE	-----.980
LEADER IN ASSISTS	-----Battles, 160
ERA (min. 40 innings)	-----Kopps, 0.90
K:BB (Team Pitching)	-----657:218 (3.01)
HEAD COACH	-----Dave Van Horn (20th season)
CAREER RECORD	-----1070-561 (.656)

QUICK HITS ON THE REDBIRDS

GIANT SLAYER

- Illinois State is no stranger to the national stage, upending **#1 Vanderbilt** and **#7 Louisville** in **2019** as the team made the program's first NCAA Regional final.
- Likewise, ISU is no stranger to success in Fayetteville as the 2020 team knocked off the 13th-ranked Razorbacks, 8-7 (more on pg. 3)

NEW AND NOT-SO-NEW FACES

- Illinois State adds 17 players (5 freshmen, 12 transfers to its roster for the 2022 season)
- Key contributors are expected to be Charlotte transfer RHP **Kolton Scherbenske**, Cabrillo College transfer C **Adrian Flores**, Sacramento City College transfer SS **Greg Nichols**, among others.
- Perhaps the big additions, though, come from the 2021 roster. RHP **Mason Burns** (shoulder),

LHP **Trey Krause** (Ewing's Sarcoma), RHP **Connor Peplow** (shoulder), and RF **Jonathan Sabotnik** (redshirt) are all expected to have roles in 2022.

2021 SUMMARY

- The Redbirds finished 23-34 overall and 12-15 in the MVC in a disappointing 2021 season, as the team was picked second in the MVC entering the season.
- 2021 was not all bad, though, as ISU had eight All-MVC players, its most since 2013, the team's most recent unshared MVC title.
- Third-year sophomore **Ryan Cermak** was named Freshman All-American by Collegiate Baseball Newspaper and was the MVC's Defensive Player of the Year while fifth-year junior **Jake McCaw** hit .417 during MVC-play to earn First-Team All-MVC honors.
- The team had a win against #25 Indiana State and Missouri.

GAME INFORMATION

February 18-20 at Arkansas / Baum-Walker Stadium

TV: SEC Network+

(Friday at 3:00 P.M.) ... (Saturday at 12:00 P.M.) ... (Sunday at 1:00 P.M.)

Live Stats: Stat Broadcast

Links: Available on ISU website

FOLLOW US ONLINE

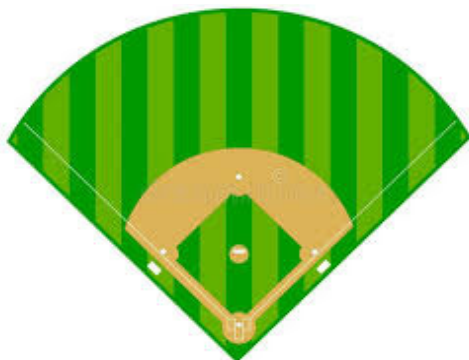
Twitter: @RedbirdBaseball

Instagram: @isuredbirdbaseball

Facebook: Illinois State Baseball

Website: GoRedbirds.com

PROJECTED STARTERS N/A



STARTERS LOST FROM 2021

- RF, Jack Butler
- UTIL, Joe Butler
- C, Tyson Hays
- DH, Jordan Libman

POTENTIAL TO START N/A

NOTABLE ARMS LOST FROM 2021

- #1 Colton Johnson, #4 Jack Anderson

PROJECTED STARTING PITCHERS N/A

LIKELY RELIEF OPTIONS N/A

Shorter Relief

Longer Relief

2022 ILLINOIS STATE BASEBALL ROSTER

No.	Name	Ht.	Wt.	Pos.	Class	Elig.	Pre-2022	B/T	Hometown/Last School
1	Kyle Soberano	5-8	160	INF	6 - Sr.	1 year		L/R	Daly City, Calif./College of the Canyons
2	JP Gauthier	6-2	180	INF	1 - Fr.	4 years		R/R	De Pere, Wis./De Pere HS
3	Daniel Laughery	5-11	175	OF	2 - So.	3 years		R/R	Round Lake, Ill./Grant Community HS
4	Adrian Flores	5-9	185	C	3 - So.	3 years		R/R	Santa Cruz, Calif. / Cabrillo College
5	Luke Cheng	6-0	180	INF	2 - So.	3 years		R/R	Olney, Md./Sherwood HS
6	Aidan Huggins	5-11	195	OF/INF	6 - Sr.	1 year		R/R	Edmonton, Alberta/Cloud County CC
8	Matt Darr	6-1	205	OF	3 - So.	3 years		R/R	Norco, Calif./Fullerton College
10	Josh Blount	5-11	195	OF	1 - Fr.	4 years		L/L	West De Pere HS/West De Pere HS
11	JT Sokolove	5-11	175	INF	1 - Fr.	4 years		R/R	Hudsonville, Mich./Hudsonville HS
14	Kayden Beauregard	6-1	200	C	3 - So.	3 years		R/R	Abbotsford, B.C./Cloud County CC
15	Connor Olson	6-0	205	OF	4 - Jr.	2 years		L/R	Wheaton, Ill. / Wabash JC
17	Greg Nichols	6-2	185	INF	3 - So.	3 years		S/R	Roseville, Calif. / Sacramento City College
18	Jonathan Sabotnik	6-1	206	OF	2 - So.	3 years		L/R	Crown Point, Ind./Crown Point HS
19	Tyler Woltman	5-9	165	C	2 - Fr.	4 years		R/R	Wheaton, Ill./Wheaton North HS
21	Ryan Cermak	6-1	205	OF/RHP	3 - So.	3 years		R/R	Riverside, Ill./Riverside-Brookfield HS
22	Justin Schubert	6-2	195	RHP	4 - So.	3 years		R/R	Redlands, Calif./Fullerton College
23	Nick Gile	6-0	210	INF	5 - Sr.	1 year		R/R	Menomonee Falls, Wis./Creighton
24	Chase Gockel	6-1	195	RHP	4 - Jr.	2 years		R/R	Worden, Ill./Charleston Southern
25	Nate Davis	5-9	185	LHP	4 - Jr.	2 years		L/L	Manhattan, Ill./UIC
26	Zach Holcomb	5-10	180	LHP	2 - Fr.	4 years		L/L	Oviedo, Fla./Pittsburgh
27	Jake McCaw	6-3	192	1B	5 - Jr.	2 years		L/R	Bloomington, Ill./Normal Community HS
28	Jordan Lussier	6-2	200	RHP	3 - So.	3 years		R/R	Winnipeg, Manitoba/Chandler-Gilbert CC
29	Graham Brunner	6-2	225	LHP	4 - Jr.	2 years		L/L	Sherwood Park, Alberta/Barton CC
30	Garrett Witcher	6-4	215	RHP	4 - Jr.	2 years		R/R	Lampasas, Texas/Southeast CC
31	Keegan Gagliardo	5-10	185	LHP	3 - So.	3 years		L/L	Coal City, Ill./Lincoln Trail JC
32	Trey Krause	6-0	185	LHP	3 - Fr.	4 years		L/L	Burlington, Wis./Burlington HS
33	Cameron Mabee	6-3	225	RHP	3 - So.	3 years		R/R	Temecula, Calif./Cal Poly Pomona
34	Jared Hart	6-0	185	LHP	4 - Jr.	2 years		L/L	Cedar Park, Texas/Wabash Valley College
35	Colin Wyman	6-3	215	RHP	5 - Sr.	1 year		R/R	Pflugerville, Texas/Navarro College
36	Connor Peplow	6-1	166	RHP	5 - Sr.	1 year		R/R	Plainfield, Ill./Plainfield North HS
37	Justin Foy	6-4	210	RHP	4 - Jr.	2 years		R/R	Taylor Ridge, Ill./Western Illinois
38	Mason Burns	6-3	203	RHP	2 - So.	3 years		R/R	Bloomington, Ill./Normal Community HS
39	Will Roguske	6-1	195	RHP	3 - Fr.	4 years		R/R	Belgrade, Minn./New London-Spicer HS
40	Erik Kubiawicz	6-3	225	RHP	3 - So.	3 years		R/R	Oakdale, Minn./North HS
41	Kolton Scherbenske	6-2	210	RHP	4 - Jr.	2 years		R/R	Rapid City, S.D./Charlotte
42	MacCallan Conklin	6-1	190	RHP	1 - Fr.	4 years		R/R	Normal, Ill. / University HS
43	Sean Sinisko	6-5	230	LHP	4 - So.	3 years		L/L	Geneva, Ill./Geneva HS
45	Chase Florendine	6-2	195	RHP	3 - Fr.	4 years		R/R	Lethbridge, Alberta / Vauxhall Academy
50	Ryan Weaver	6-2	195	LHP	1 - Fr.	4 years		L/R	Cary, Ill. / Cary-Grove Ill.
51	Derek Salata	6-3	210	RHP	4 - Jr.	2 years		R/R	Westchester, Ill./Nazareth Academy

ALPHABETICAL ROSTER + ROSTER BREAKDOWN (40 PLAYERS)

			BY STATE/ PROVINCE	BY POSITION	BY ELIGIBILITY (PRE-2022)
14 Kayden Beauregard	23 Nick Gile	36 Connor Peplow	Illinois -----15	Pitcher-----23	1 year -----5
10 Josh Blount	24 Chase Gockel	39 Will Roguske	California-----6	Infielder -----7	2 years -----10
29 Graham Brunner	34 Jared Hart	18 Jonathan Sabotnik	Wisconsin -----4	Outfielder-----7	3 years -----15
38 Mason Burns	26 Zach Holcomb	51 Derek Salata	Texas-----3	Catcher-----3	4 years -----10
21 Ryan Cermak	6 Aidan Huggins	41 Kolton Scherbenske	Alberta -----3		
5 Luke Cheng	32 Trey Krause	22 Justin Schubert	Minnesota-----2		
42 MacCallan Conklin	40 Erik Kubiawicz	43 Sean Sinisko	British Columbia-----1		
8 Matt Darr	3 Daniel Laughery	1 Kyle Soberano	Florida-----1		
25 Nate Davis	28 Jordan Lussier	11 JT Sokolove	Indiana-----1		
45 Chase Florendine	33 Cameron Mabee	50 Ryan Weaver	Manitoba-----1		
4 Adrian Flores	27 Jake McCaw	30 Garrett Witcher	Maryland-----1		
37 Justin Foy	17 Greg Nichols	19 Tyler Woltman	Michigan-----1		
31 Keegan Gagliardo	15 Connor Olson	35 Colin Wyman	South Dakota-----1		
2 JP Gauthier					
				BY HAND	BY SCHOOL
				Right-Handed Pitcher--15	Transfer -----21
				Left-Handed Pitcher---8	Non-Transfer-----19
				Ambidextrous Pitcher --0	
				Right-Handed Hitter ---11	
				Left-Handed Hitter-----5	
				Switch Hitter-----1	

OPPONENT INFORMATION

3

ILLINOIS STATE INFORMATION

Location ----- Normal, Ill.
 Founded / Enrollment ----- 1857 / 21,039
 Nickname / Colors ----- Redbirds / Red and White
 Conference ----- Missouri Valley
 Home Field ----- Duffy Bass Field
 President ----- Dr. Larry Dietz (Southern Illinois '70)
 Director of Athletics ----- Kyle Brennan (Calvin, '99)
 Head Coach ----- Steve Holm (Oral Roberts, '01)

2020 SEASON

2020 Record ----- 7-9
 2020 MVC Record ----- 0-0
 Home Record ----- 0-0
 Away Record ----- 6-9
 Neutral Site Record ----- 1-0
 Regular Season Finish ----- N/A
 MVC Tournament Finish ----- N/A
 Postseason ----- N/A

PROGRAM HISTORY

First Year of Baseball (Seasons) ----- 1890 (2022 is 121st)
 All-Time Overall Record ----- 1,842-1,767-20
 MVC Regular Season Titles ----- 3 (2019, 2013, 2010)
 MVC Tournament Titles ----- 2 (2010, 1994)
 NCAA Tournament Appearances ----- 4
 ----- (2019, 2010, 1994, 1976)
 All-Americans ----- 15
 MVC Coach of the Year ----- 3
 MVC Player of the Year ----- 2
 MVC Pitcher of the Year ----- 2
 MVC Newcomer of the Year ----- 1

COACHING STAFF

Head Coach ----- **Steve Holm (4th Season)**
 Record at ISU ----- 66-69 (.489)
 Head Coaching Record ----- 66-69 (.489)
 Alma Mater ----- Oral Roberts, '01
Asst. Head Coach/Recruiting Co. --Wally Crancer (4th Season)
 Alma Mater ----- Georgia Tech, '07
Assistant Coach ----- **RD Spiehs (1st Season)**
 Alma Mater ----- Nebraska, '09
Assistant Coach ----- **Derek Parola (2nd Season)**
 Alma Mater ----- Illinois State, '18
Director of Baseball Operations ----- **Ryan Henry**

ATHLETICS COMMUNICATIONS

Athletics Communications Grad. Ast. ----- Scott Beaton
 Office Phone ----- 309-438-1044
 Media Relations Fax ----- 309-438-5634
 Work Email ----- sdbeato@ilstu.edu
 Website ----- GoRedbirds.com
 Mailing Address ----- 203A Horton Field House
 ----- Campus Box 7130
 ----- Normal, IL 61790-7130

LAST TIME VS ARKANSAS



2020 Arkansas Baseball
Illinois State at #13 Arkansas
 Mar 03, 2020 at Fayetteville, Ark. (Baum-Walker Stadium)



Illinois State 8 (4-7)

Player	ab	r	h	rbi	bb	so	po	a	lob	avg
Blackford, Braedon 1b	4	2	1	0	1	1	3	0	0	.222
Huggins, Aidan ss	4	1	1	0	1	0	1	1	0	.290
Libman, Jordan dh	4	1	2	2	0	1	0	0	0	.250
Butler, Joe rf	5	1	2	3	0	2	3	0	2	.310
Peterson, Gunner lf	3	1	2	0	1	0	4	0	0	.357
Peterson, Tanner ph	1	0	0	0	1	0	0	0	0	.000
Cermak, Ryan 3b	5	0	2	2	0	1	1	2	2	.207
Hays, Tyson c	5	1	1	0	0	4	7	1	1	.200
Gaines, Jeremy cf	1	1	0	0	1	1	4	0	0	.333
Soberano, Kyle 2b	2	0	0	0	0	1	1	0	3	.182
McCaw, Jake ph	1	0	0	1	0	1	2	1	0	.143
Anderson, Jack p	0	0	0	0	0	0	0	0	0	-
Wyman, Colin p	0	0	0	0	0	0	0	0	0	-
Huffman, Brady p	0	0	0	0	0	0	0	0	0	-
Peplow, Connor p	0	0	0	0	0	0	0	0	0	-
Salata, Derek p	0	0	0	0	0	0	0	0	0	-
Kubiatowicz, Erik p	0	0	0	0	0	0	1	0	0	-
Johnson, Colton p	0	0	0	0	0	0	0	0	0	-
Totals	35	8	11	8	4	13	27	5	8	

Arkansas 7 (7-4)

Player	ab	r	h	rbi	bb	so	po	a	lob	avg
Braydon Webb lf	4	1	1	0	2	1	2	0	1	.289
Robert Moore 2b	5	1	2	0	0	0	0	2	2	.350
Heston Kjerstad 1b	5	1	2	1	0	0	6	0	0	.435
Matt Goodheart dh	4	1	1	0	1	0	0	0	2	.239
Christian Franklin cf	4	2	3	1	0	0	2	0	0	.390
Casey Martin ss	5	1	4	3	0	1	0	3	0	.263
Dominic Tamez c	3	0	1	0	0	0	6	1	3	.375
Casey Opitz c	2	0	0	0	0	2	6	1	0	.297
Jacob Nesbit 3b	5	0	1	1	0	1	2	0	2	.300
Curtis Washington Jr rf	2	0	0	0	0	0	1	0	2	.000
Cole Austin 1b	2	0	0	0	0	2	2	0	0	.194
Blake Adams p	0	0	0	0	0	0	0	0	0	-
Kevin Kopps p	0	0	0	0	0	0	0	1	0	-
Caden Monke p	0	0	0	0	0	0	0	0	0	-
Elijah Trest p	0	0	0	0	0	0	0	0	0	-
Zack Morris p	0	0	0	0	0	0	0	0	0	-
Jacob Burton p	0	0	0	0	0	0	0	0	0	-
Zebulon Vermillion p	0	0	0	0	0	0	0	0	0	-
Totals	41	7	15	6	3	7	27	8	12	

Score by Innings	1	2	3	4	5	6	7	8	9	R	H	E
Illinois State	0	0	3	0	0	1	2	2	0	8	11	0
Arkansas	0	0	0	2	2	0	1	0	2	7	15	0

LOB - Illinois St 8; Arkansas 12. 2B - C. Martin(2); J. Nesbit(5). HR - Butler, Joe(3). HBP - Libman; Gaines; C. Franklin; C Washington. SH - Gaines(2). SF - McCaw(3). SB - Peterson, G(2); C. Martin(4). CS - Cermak(1); C. Franklin(1).

Illinois State	ip	h	r	er	bb	so	ab	bf	np	era
Anderson, Jack	3.1	2	2	2	1	0	11	14	53	6.75
Wyman, Colin	0.2	2	0	0	0	0	4	4	17	1.50
Huffman, Brady	0.1	2	2	2	1	0	3	4	15	6.75
Peplow, Connor	1.2	4	1	1	1	1	9	10	38	2.70
Salata, Derek	1.1	2	0	0	0	3	6	6	37	0.00
Kubiatowicz, Erik	0.2	2	2	2	0	0	4	4	19	4.50
Johnson, Colton	1.0	1	0	0	0	3	4	4	18	2.70

Arkansas	ip	h	r	er	bb	so	ab	bf	np	era
Blake Adams	2.0	2	2	2	3	2	8	11	49	11.81
Kevin Kopps	3.1	5	2	1	0	5	14	15	50	4.15
Caden Monke	1.1	1	2	2	0	1	4	6	23	3.52
Elijah Trest	1.0	1	1	1	0	2	3	4	14	3.18
Zack Morris	0.0	1	1	1	0	0	1	1	5	5.40
Jacob Burton	0.0	0	0	0	1	0	0	1	7	0.00
Zebulon Vermillion	1.1	1	0	0	0	3	5	5	19	0.00

Win - Peplow (1-0). Loss - C. Monke (1-1). Save - Johnson (1).
 WP - Johnson(2); K. Kopps(1). HBP - by Anderson (C Washington); by Anderson (C. Franklin); by C. Monke (Libman); by E. Trest (Gaines). PB - D. Tamez 3(3). Inherited runners/scored: Wyman 2/2; Peplow 2/1; Salata 2/0; Kubiatowicz 2/0; Johnson 2/2; K. Kopps 2/2; C. Monke 1/1; E. Trest 2/2; Z. Morris 1/0; J. Burton 2/0; Z. Vermillion 3/2.
 Pitches/strikes: Anderson 53/30; Wyman 17/12; Huffman 15/7; Peplow 38/22; Salata 37/26; Kubiatowicz 19/13; Johnson 18/13; B. Adams 49/26; K. Kopps 50/36; C. Monke 23/15; E. Trest 14/8; Z. Morris 5/3; J. Burton 7/3; Z. Vermillion 19/14.

Umpires - HP: Greg Harmon 1B: Tim Cordill 2B: Mark Hutchison 3B: Joshua Nolen
 Start: 3:02 pm Time: 3:52 Attendance: 7874
 Weather: 63, partly cloudy, WNW 2 mph

OPPONENT NOTES

SCOUTING THE RAZORBACKS

- Arkansas went 50-13 in 2022, winning the SEC and going 30-8 at home. The Razorbacks fell in the Super Regional to NCST.
- Common opponents for Arkansas and Illinois State in 2022 are Indiana, UIC, and Arkansas State.

SERIES HISTORY

- The Redbirds and Razorbacks have met 10 times in a series history with Arkansas leading, 7-3. The first game of the series was played in 1950.

TOUGH TO BEAT

- Arkansas has not lost a series to a mid-major since South Alabama in 2014 (in Fayetteville) and has not been swept by a mid-major since Long Beach State in 2000 (in Fayetteville).

LAST MEETING

- The 3/3/2020 meeting saw Illinois State win 8-7 over 13th-ranked Arkansas.
- Current Redbirds **Ryan Cermak, Aidan Huggins, Kyle Soberano, and Jake McCaw** combined to go 3-for-12 in the contest with two RBIs and a run scored while current Redbirds **Colin Wyman, Connor Peplow, Derek Salata, and Erik Kubiatowicz** went 4.1 innings, allowing 10 hits and three earned runs
- Oakland Athletics 16th-round draftee **Colton Johnson** came out of the pen to record three strikeouts and get the save.
- ISU won 1/3 in Fayetteville in 2007.

#1 6-YR SR Kyle Soberano, 2B (5'8, 170)

- Transfer from College of the Canyons (2nd) and University of the Pacific (1st) - first year at ISU in 2020.
- 31-for-109 (.284), 2 HR, 16 RBI, 19 R, 2 errors in 2021
- 1 error at 2B in Illinois State career (165 chances)
- Black belt in karate
- **Honorable Mention All-MVC in 2021**

#2 1-YR FR JP Gauthier, INF (6'2, 180)

- From De Pere HS in De Pere, Wis.
- Batted .373 as HS senior, earning 1st Team All-Conference
- 3-year HS starter, winning Team Defensive MVP as SR.
- Highly talented FR that may see time at 3B

#3 2-YR FR Dan Laughery, OF (5'11, 175)

- From Grant Community HS in Round Lake, Ill.
- Redshirted 2021 due to injury.
- 2-year HS starter ... team captain/all-conference as JR.
- In competition for OF time ... good range defensively

#4 3-YR SO Adrian Flores, C (5'9, 185)

- Transfer from Cabrillo College - first year at ISU in 2022.
- In 2 seasons at Cabrillo: 43-for-143 (.301), .471 OBP (.37 BB, 22 K), 2 HR (10 XBH), 23 RBI, 38 runs, 8 SB
- Competition for catching position ... will DH some

#5 2-YR SO Luke Cheng, INF (6'0, 180)

- From Sherwood HS and Olney, Md.
- Arguably team's best defender (primary SS)
- 10-for-54 (.185) in 2021 ... hamstring injury on 4/16/21 derailed season
- Presidential Scholar (full ride for academics - BIZ major)

#6 6-YR SR Aidan Huggins, UTIL (5'11, 195)

- Transfer from Cloud County CC in Kansas (2nd) and Cisco CC in Texas (1st, RS) - first year at ISU in 2019.
- One of five Canadians on 2022 roster (from Alberta)
- 54-for-198 (.273), 5 HR, 20 RBI, 34 runs ... team-high 14 errors.
- Expected to transition to LF from INF in 2022

#8 3-YR SO Matt Darr, OF (6'1, 205)

- Transfer from Fullerton College (2nd) and Riverside City College (1st) - first year at ISU in 2022.
- At RCC in 2020: 29-for-90 (.322), 27 RBI, 6 2B, 12 K, 3 BB
- At Fullerton in 2021: 27-for-77 (.351), 17 RBI, 3 HR (10 XBH), 21 runs.
- Father, Mike, played for San Diego Padres ('99-01)...grandpa Mike played for Toronto Blue Jays ('77)...uncle Ryan minors for STL Cards ('97-00)

#10 1-YR FR Josh Blount, OF (5'11, 195)

- From West De Pere HS and De Pere, Wisc.
- Four-year QB, accumulating more than 7,000 total yards and 94 TD's...throws football right-handed and baseball left-handed.
- 4x conference champ in baseball and football375 avg as SR
- Part of National Honor Society in HS...ISU Honors Program
- Likely the first OF defensive replacement off the bench

#11 1-YR FR JT Sokolove, INF (5'11, 175)

- From Hudsonville HS and Hudsonville, Mich.
- All-State in baseball and football as a senior, named baseball Team MVP

#14 3-YR SO Kayden Beauregard, C (6'1, 200)

- Transfer from Iowa Western CC (1st) and Cloud County (2nd) - first year at ISU in 2022.
- At Cloud County in 2021: 38-for-124 (.306), 6 HR, 35 RBI, 20 R
- One of five Canadians on the team (#6, 28, 29, 45)

#15 4-YR JR Connor Olson, OF (6'0, 205)

- Transfer from Wabash Valley JC (3rd), Elgin CC (2nd), and Illinois Wesleyan (1st) - first year at ISU in 2022.
- At IWU (2019): 10-for-31 (.323), 6 RBI, 7 runs, 2B, 2 SB
- At Wabash Valley (2021): 37-for-98 (.378), 4 HR (18 XBH), 38 RBI, 38 runs

#17 3-YR SO Greg Nichols, INF (6'2, 185)

- Transfer from Sacramento City College - first year at ISU in 2022.
- Career at SCC: 14-for-44 (.318), 2 HR, 4 2B, 14 RBI, 10 runs
- Team's only switch hitter

#18 2-YR FR Jonathan Sabotnik, OF (6'1, 205)

- From Crown Point HS in Crown Point, Ind.
- Traditional redshirt in 2021 ... good power at plate
- #6 MVC 2023 Draft Prospect (D1Baseball)
- #6 MVC Impact Freshman (D1Baseball)

#19 2-YR FR Tyler Woltman, C (5'9, 165)

- From Wheaton North HS in Wheaton, Ill.
- Redshirted 2021 due to torn ACL
- Expected to have first shot at starting catcher job

#21 3-YR SO, Ryan Germak CF/RHP (6'1, 205)

- From Riverside-Brookfield HS in Riverside, Ill.
- 54-for-190 (.284) in 2021 with team-highs in RBI (40), XBH (25), HR (11), among other categories.
- Moved to CF from 3B (2021 was first ever season playing OF)
- Played SS/P in HS ... threw 59 scoreless innings with 91 K as JR
- #4 MVC 2022 MLB Draft Prospect (D1Baseball)
- **MVC DPOY in 2021**, 2nd in ISU history (SS Brett Kay, 2013)
- **1st Team All-MVC and FR All-American in 2021**

#22 4-YR SO, Justin Schubert RHP (6'2, 195)

- Transfer from Fullerton College (3rd), Riverside City College (2nd), and New Mexico State (1st) - first year at ISU in 2022.
- Fullerton (2021): 7 starts, 39 IP, 5.54 ERA, 38 K, 20 BB

#23 5-YR SR Nick Gile, INF (6'0, 210)

- Transfer from Creighton (2nd) and Madison College (1st) - first year at ISU in 2021.
- **1st-Team NJCAA All-American** at Madison College in 2019. Set school records in RBI (11) and 2B (34).
- 32-for-155 (.206) with 10 2B and 10 RBI in 2021
- Team's hardest working player.

#24 4-YR JR Chase Gockel, RHP (6'1, 195)

- Transfer from Charleston Southern (2nd) and Parkland College (1st) - first year at ISU in 2022.
- Parkland ('19 + '20): 46 IP, 5-0, 2.74 ERA, 72 K
- CSU (2021): 6 app, 4 IP, 13.50 ERA, 8 K, 9 BB
- Parents are ISU alumni: dad, Kevin, played baseball ('87-'91)
- Great grandfather, Gus, played in minors for 10 years.
- Born January 1, 2000 (first day of millenium)

#25 4-YR JR Nate Davis, LHP (5'9, 185)

- Transfer from Illinois-Chicago (2nd) and Triton College (1st) - first year at ISU in 2022.
- Triton (2019): 10 app, 27 IP, 3.33 ERA, 29 K, 18 BB
- UIC (2021): 9 app, 12 IP, 8.25 ERA, 11 K, 8 BB

#26 3-YR FR Zach Holcomb, LHP (5'10, 180)

- Transfer from Pittsburgh (redshirt + COVID) - first year at ISU in 2022
- From Oviedo, Fla. and Trinity Prep HS

#27 5-YR JR Jake McCaw, 1B (6'2, 210)

- From Normal Community HS and Bloomington, Ill.
- 66-for-180 (.367) with 27 RBI in 2021 ... 42-for-90 to end 2021
- **MVC-high 43 hits in MVC-play (43-103417 AVG, ranks 1st)**
- **1st Team All-MVC in 2021 ... preseason All-MVC in 2022**
- **MVC's Dr. Charlotte West Award (highest academic honor) in 2021**
- #18 MVC 2022 Draft Prospect (D1Baseball)

#28 2-YR FR Jordan Lussier, RHP (6'2, 200)

- Transferred from Chandler-Gilbert CC - first year at ISU in 2021.
- Chandler-Gilbert CC (2020): 27 IP, 1.67 ERA, 41 K
- 2021: 14 starts (15 app) 6-3, 74.1 IP, 4.36 ERA, 67 K
- One of five Canadians on team (#6, 14, 29, 45)
- Teammates with #29 Graham Brunner at Oktoks Academy in Alberta
- **Honorable Mention All-MVC in 2021** (3.49 ERA in MVC)

#29 4-YR JR Graham Brunner, LHP (6'2, 225)

- Transfer from Barton CC (2nd) and Crowder College (1st) - first year at ISU in 2022.
- Crowder (2019): 5 app, 8.1 IP, 25.92 ERA, 8 K, 13 BB
- Barton CC (2020): 19 app, 93.2 IP, 3.17 ERA, 112 K, 43 BB
- One of five Canadians on team (#6, 14, 28, 45)
- Teammates with #28 Jordan Lussier at Oktoks Academy in Alberta

#30 5-YR JR Garrett Witcher, RHP (6'4, 215)

- Transfer from Southeast CC (3rd), Cisco CC (2nd), and Texas Rio Grande Valley (1st) - first year at ISU in 2021.
- SCC (2020): 5 starts, 14.2 IP, 4.91 ERA
- 2021: 11 app., 12.2 IP, 9.24 ERA, 10 K

#31 3-YR SO Keegan Gagliardo, LHP (5'10, 185)

- Transfer from Lincoln Trail College - first year at ISU in 2022.
- Lincoln Trail (2021): 13 app., 61 IP, 4.87 ERA, 77 K, 15 BB
- Coal City HS: 0.56 ERA as SR, 0.97 ERA as JR

#32 3-YR FR Trey Krause, LHP (6'0, 185)

- From Burlington HS in Burlington, Wis.
- Diagnosed with Ewing's Sarcoma (cancer) in Feb. 2020, cancer-free in Jan. 2021, returned to bullpen mound on Sept. 30, 2021
- Potential to join starting rotation but team will proceed with caution.

#33 3-YR SO Cameron Mabey, RHP (6'3, 225)

- Transfer from Cal Poly Pomona - first year at ISU in 2021.
- 2021: 5 starts (13 app), 27.1 IP, 9.22 ERA, 19 K

#34 5-YR JR Jared Hart, LHP (6'0, 185)

- Transfer from Wabash Valley College (2nd) and Temple College (1st) - first year at ISU in 2021.
- 2021: 14 app (1 start), 19.2 IP, 21 K, 8.69 ERA, 14 BB, 25 H

#35 5-YR SR Colin Wyman, RHP (6'3, 215)

- Transfer from Navarro College - first year at ISU in 2020.
- 2021: 19 app (2 start), 45 IP, 5.60 ERA, **39 K, 6 BB**
- Two outings of 5 scoreless innings in 2021

#36 5-YR SR Connor Peplow, RHP (6'1, 165)

- From Plainfield North HS in Plainfield, Ill.
- Medical redshirt in 2021 due to torn rotator cuff

#37 4-YR JR Justin Foy, RHP (6'4, 210)

- Transfer from Western Illinois - first year at ISU in 2022
- Three seasons at WIU: 26 app, 44 IP, 7.16 ERA, 54 K, 64 BB

#38 2-YR SO Mason Burns, RHP (6'3, 205)

- From Normal Community HS and Bloomington, Ill.
- 2021: 4 app, 3.2 IP, 9.82 ERA, 8 K, 6 BB
- Talented arm that dealt with injury in 2021
- #2 MVC 2023 Draft Prospect (D1Baseball)

#39 3-YR FR Will Roguske, RHP (6'1, 195)

- From New London-Spicer HS in Belgrade, Minn.
- Missed 2020 season due to injury ... traditional redshirt in 2021

#40 3-YR SO Erik Kubiawicz, RHP (6'3, 240)

- From North HS in Oakdale, Minn.
- 2021: 23 app, 25.1 IP, 28 K, 6.75 ERA, 3 SV

#41 4-YR JR Kolton Scherbenske, RHP (6'2, 210)

- Transfer from UNC-Charlotte (2nd) and Des Moines Area CC (1st) - first year at ISU in 2022.
- 2 seasons at DMACC: 7 app, 26.1 IP, 4.78 ERA, 28 K, 12 BB
- NJCAA All-Academic 1st Team
- Charlotte (2021): 12 app, 12 IP, 9.75 ERA, 16 K, 12 BB
- #16 MVC 2022 Draft Prospect (D1Baseball)

#42 1-YR FR MacCallan Conklin, RHP (6'1, 190)

- From University HS and Normal, Ill.
- University HS was 3rd in state of Illinois
- Uncle, Jim Crews, played basketball at Indiana

#43 4-YR SO Sean Sinisko, LHP (6'5, 230)

- From Geneva HS in Geneva, Ill.
- Tommy John (2019) and COVID (2020) redshirt
- 2021: 13 starts, 71 IP, 4.44 ERA, 52 K
- #17 MVC 2022 Draft Prospect (D1Baseball)
- **Honorable Mention All-MVC in 2021** (2.59 ERA in MVC-play)

#45 3-YR FR Chase Florendine, RHP (6'2, 195)

- From Vauxhall Academy and Lethbridge, Alberta.
- Missed 2020 season due to injury ... traditional redshirt in 2021
- One of five Canadians on team (#6, 14, 28, 29)

#50 1-YR FR Ryan Weaver, LHP (6'2, 195)

- From Cary-Grove HS and Cary, Ill.
- Mother, Laura, played softball at Northeastern

#51 3-YR SO Derek Salata, RHP (6'3, 210)

- From Nazareth Academy and Westchester, Ill.
- 2021: 25 app, 34 IP, 5.03 ERA, 11 BB, 30 K, 6 SV

COACHES**#20 Steve Holm - Head Coach**

- 4th-year (66-69 overall)
- Appeared in three seasons in the MLB for the SF Giants and MIN Twins from 2008-2011 as a catcher.
- All-American SS at Oral Roberts in 2001.
- Assistant coach most recently at Purdue (2017-2018) and also assisted at Sacramento State (2013-2016).

#7 Wally Crancer - Ast. + Recruiting

- 4th-year assistant head coach, and recruiting coordinator
- Played in minors with the Balt. Orioles from 2007-10 (C, 1B, OF)
- Standout at Georgia Tech
- Assistant coach most recently at Purdue (2014-17) and also assisted at GA Tech (2012-13).

#44 RD Spiehs - Assistant Coach (Pitching)

- Most recently spent 3 seasons at UALR (1st season at ISU)
- Was in Giants organization with Coach Holm after posting a 21-6 record on the mound at Nebraska (played under Arkansas HC Dave Van Horn)

#16 Derek Parola - Assistant Coach

- 2nd-year assistant coach, Illinois State Alum
- Batted .265 in his career, adding 14 HR, 110 RBI, 106 runs scored, and 373 assists.

Joe Aeilts - Undergrad Assistant Coach

- 1st-year assistant coach, Illinois State Alum
- Played 2 seasons in COL Rockies organization, hitting .263 with six HR, 50 RBI, 50 runs, 14 SB
- 2019 MVC Player of the Year after hitting .346

Andrew Benning - Athletic Trainer

PLAYER GAME NOTES

PRE-SEASON ALL-MVC

- 5th-year junior **Jake McCaw** and 3rd-year sophomore **Ryan Cermak** were both named Pre-season All-Missouri Valley Conference.
- Both players were First-Team All-MVC in 2021 as McCaw hit an MVC-best .417 in conference play and Cermak was named Defensive Player of the Year.
- **McCaw 2021 stats:** .367, 3 HR, 27 RBI, 30 runs
- **Cermak 2021 stats:** .284, 11 HR, 40 RBI, 37 runs

ALL-MVC RETURNEES

- In addition to McCaw and Cermak, the Redbirds also return three of the other six All-MVC honorees from 2021.
- Fourth-year sophomore **Sean Sinisko** and third-year sophomore **Jordan Lussier** are expected to anchor the Redbird rotation while sixth-year senior **Kyle Soberano** will be a critical bat at the top or bottom of the ISU lineup while playing a sure-handed second base.
- **Sinisko 2021 stats:** 71 IP, 4.44 ERA, 52 K, 21 BB
- **Lussier 2021 stats:** 74.1 IP, 4.36 ERA, 67 K, 30 BB
- **Soberano 2021 stats:** .284, 6 XBH, 2 errors
- Eight All-MVC players in the most for ISU since 2013 (also **Colton Johnson**, **Tyson Hays**, and **Jordan Libman**)

KRAUSE RETURNS FROM CANCER

- 2nd-year freshman **Trey Krause** is expected to make his Illinois State debut in the 2022 season after an 11-month battle with Ewing's Sarcoma.
- Krause was **diagnosed in February 2020** and was deemed **cancer-free in January 2021** and was able to return to the **bullpen mound in October 2021**.

BOUNCE-BACK BULLPEN

- The Illinois State bullpen will look to bounce-back after a lack-luster 2021 campaign.
- Returnees: fourth-year junior **Derek Salata** (4.95 ERA in 36.1 IP), fifth-year senior **Colin Wyman** (5.60 ERA in 45 IP), third-year sophomore **Erik Kubiatiowicz** (6.75 ERA in 25.1 IP), fourth-year junior **Jared Hart** (8.69 ERA in 19.2 IP), and third-year sophomore **Cameron Mabae** (9.22 ERA in 27.1 IP) are expected to have big roles in 2022.
- Fifth-year senior **Connor Pelpow** is expected to have improved health after pitching just three times in 2021 due to injury.
- Fourth-year junior **Kolton Scherbenske** (9.75 ERA in 12 IP at UNC-Charlotte) and fourth-year junior **Chase Gockel** (13.50 ERA in 4 IP at Charleston Southern) are also expected to have bullpen roles in 2022.

DYNAMIC CATCHING DUO GONE

- 2021 starting catcher **Tyson Hays** and Cincinnati Reds signee **Hayden Jones** are gone, leaving the catching position open in 2022.
- Hays was expected to ride the bench in 2021 but won the starting job, hitting .310 and earning Honorable Mention All-MVC honors.
- Jones started the season in the ISU three-

hole but never quite got into a groove and found himself on the bench by the end of the year. Jones hit .230 while adding 13 XBH.

- Second-year freshman **Tyler Woltman** is expected to get the first crack at the starting job. Woltman is an **elite receiver** behind the plate whose offensive production is unclear after he **redshirted the 2021 season due to a torn ACL**.
- Third-year sophomore **Adrian Flores** is expected to see some time behind the plate, in addition to time as the designated hitter. Flores is considered a consistent hitter.

BURNS IS BACK

- 2nd-year sophomore **Mason Burns** is expected to return at improved health for the 2022 season after recording just 3.2 innings pitched in 2021.
- Burns was expected to have a significant role in 2021 but was unable to stay healthy.
- Burns, a potential future #1 starter for ISU, showed his potential in 2021, striking out eight batters and giving up just two hits in 3.2 innings. However, Burns walked six and ended with a 9.82 ERA.
- Burns' role for 2022 is unclear but a healthy Mason Burns could prove pivotal to a successful season for the Redbirds.

TWO-WAY IN 2022

- 3rd-year sophomore **Ryan Cermak** and first-year freshman **MacCallan Conklin** may see time both as position player and pitcher in 2022.
- Cermak was the MVC's Defensive Player of the Year in 2022 and may see a short relief role after pitching in the fall of 2021.
- Conklin was brought in as a pitcher but excelled at the plate and in center field during the fall, potentially serving as a pinch-hit or defensive replacement option.
- No Redbirds have had more than 2.1 innings pitched while serving as a position player during head coach **Steve Holm**'s first three seasons at ISU.

SIXTH-YEAR POSITION CHANGE

- 6th-year senior **Aidan Huggins** is expected to be converted to a left fielder for the 2022 season.
- Huggins, who has 129 games played at ISU, has played nothing but infield, primarily serving as the Redbird shortstop.
- With the addition of third-year sophomore **Greg Nichols** (Sacramento City College transfer) and progression of two-year sophomore **Luke Cheng**, the Redbird coaching staff decided to move Huggins to the outfield after he recorded 14 errors and a .919 fielding percentage in 2022.
- Huggins is expected to have a big role in 2022, hitting .272 with five home runs in 2021.

STATISTICAL ODDITIES FROM 2021

EIGHT-RBI WINNERS

- Since 2000, **Illinois State improved to 2-1 when allowing an opposing player to record at least 8 RBIs**.
- Southern Illinois' JT Weber had 8 RBIs but Illinois State recorded a 14-11 win.
- The Redbirds allowed 8 RBIs to Memphis' Bill Moss in 2007, winning 15-13.
- Indiana State's Brady Shoemaker posted 10 RBIs against the 'Birds in 2008, but Illinois State fell, 12-8.

HOLD 'EM TO THREE

- The over/under 3.5 runs allowed line proved to be critical for the Redbirds in 2021.
- Illinois State was **18-7 (.720) when opponents scored 3 runs or less** while finishing **5-27 (.156) when allowing 4 runs or more**.
- ISU's O1 record when allowing 3 runs or less **743-142-1 (.839)** and allowing 4 runs or more **530-1079 (.331)**.

COME FROM BEHIND

- Illinois State was a dismal **0-26 when trailing at the conclusion of the 6th inning**.
- The Redbirds were also **0-22 when trailing at the end of the 7th and 8th innings**, respectively.

TO THE RIGHT, TO THE RIGHT, TO THE RIGHT, TO THE LEFT

- Illinois State found some success against **right-handed starters**, going **19-19** in such games.
- Conversely, ISU was **4-15 when lefties started**.
- After facing a **left-handed starter in 16 of their first 32 games**, the Redbirds had **20-straight games against a right-handed starter**.

TEAM GAME NOTES

RISING MID-MAJOR POWER

- Illinois State is one of just three (East Carolina and UC Santa Barbara) mid-majors to finish in the **top 25 in the RPI rankings in at least two of the last three seasons**
- 2019 (23rd) and 2020 (25th).
- Illinois State had its lowest-ever RPI in 2017 (268th) before reaching its highest-ever RPI in 2019 (23rd).
- Illinois State also earned a **top-10 2022 mid-major recruiting class ranking**, according to Prep Baseball Report.

GIANT SLAYERS

- Illinois State has not been a stranger to the national stage in recent years.
- ISU knocked off **top-ranked Vanderbilt** in 2019, **7th-ranked Louisville** in its 2019 Regional, in addition to notable wins over **13th-ranked Arkansas** and **23rd-ranked Oklahoma** in 2020.
- ISU did not win a game in six tries against 17th-ranked OKST and 7th-ranked East Carolina in 2021 but was walked-off in two of the games and led in two additional contests.

PICKED TO FINISH THIRD (KINDA)

- Illinois State was picked to finish in a tie for third in the MVC with Southern Illinois behind reigning MVC champion Dallas Baptist and NCAA Tournament qualifier Indiana State.

TOUGH TESTS IN 2022

- Illinois State is scheduled to play **six games against ranked opponents** (three at No. 2 Arkansas, three vs No. 22 Dallas Baptist).
- Illinois State is also scheduled to play a **program-record 16 games against Power Five schools**, including 10 contests against the Big Ten.
- 2022 marks the **first time ISU has opened against a Power Five since 2004** (win at L'Ville)
- 2022 marks the **first time ISU has ever opened against a ranked opponent**.

BIG HOME OPENER ON MARCH 17

- Illinois State is set to open its home schedule on March 17 against Purdue.
- The 'Birds haven't opened at home against a Power Five school since 1991 (Wisconsin).
- The unique home opener comes after the 'Birds had their earliest home opener in school history in 2021 (March 9 vs Western Illinois).

GONE FROM 2021

- The Redbirds lost some notable pieces from 2021, losing four starters (DH **Jordan Libman**, UTIL **Joe Butler**, RF **Jack Butler**, C **Tyson Hays**), as well as ace **Colton Johnson** and #4 **Jack Anderson**.
- Johnson was drafted by the Oakland Athletics while reserve catcher **Hayden Jones** was signed by the Cincinnati Reds.
- In all, Illinois State returns 258 hits (51.1%), 139 RBIs (53.9%), 22 home runs (55%), and 12 stolen bases (40%).
- The pitching side returns 316.2 innings pitched (67.7%), 18 wins (78.3%), all nine saves, and 276 strikeouts (67.5%).

FAMILIAR FACES

- Illinois State returns five players who elected to use their fifth season of eligibility, following the NCAA's decision to allow student-athletes to have an additional year because of the COVID-19 pandemic.
- **Kyle Soberano**, **Aidan Huggins**, **Nick Gile**, **Colin Wyman**, and **Connor Peplow** all elected to return to ISU.

FRESH FACES

- Illinois State brings in 17 new players.
- The five freshman include **JP Gauthier** (Wis.), **Josh Blount** (Wis.), **JT Sokolove** (Mich.), **Ryan Weaver** (Ill.), and **MacCallan Conklin** (Ill.).
- The team also added 12 transfers, which include **Adrian Flores** (Cabrillo College), **Matt Darr** (Fullerton College), **Kayden Beauregard** (Cloud County CC), **Connor Olson** (Wabash CC), **Greg Nichols** (Sacramento City College), **Justin Schubert** (Fullerton College), **Chase Gockel** (Charleston Southern), **Graham Brunner** (Barton CC), **Keegan Gagliardo** (Lincoln Trail JC), **Justin Foy** (Western Illinois), **Kolton Scherbenske** (Charlotte), **Zach Holcomb** (Pittsburgh), **Nate Davis** (UIC).

TRANSFER U

- Illinois State's roster has 40 players
- 21 of the 40 players have transferred at least once with 13 players transferring twice and three players transferring three times.
- Six players come from four-year schools while the other 15 come from the JUCO level
- In total, the 21 transfers have combined to transfer 37 times.

CALIFORNIA CONNECTION

- Illinois State has **six players from the state of California** on its 2022 roster.
- ISU has **NEVER had more than five players from a state other than Illinois on its roster**
- Both head coach **Steve Holm** and assistant head coach **Wally Crancer** hail **from California**.
- Prior to Holm, ISU **NEVER had even 4 players from a state other than Illinois**

STATE	PLAYERS	YEAR
California	6	2022
Wisconsin	5	2021
Wisconsin	4	2022
Indiana	4	2020
Wisconsin	4	2020

CANADIAN CONNECTION

- Illinois State and head coach **Steve Holm** have continued to find success in recruiting Canada with a program-record five players from the country on the 2022 roster.
- Only three teams have more Canadians than Illinois State.
- The Redbirds are tied with **Sacramento State**, where Holm was an assistant coach from 2013-2016.

SCHOOL	PLAYERS
Niagara	16
Canisius	11
VCU	6
Illinois State	5
Sacramento State	5

COACHING STAFF ADDS

- ISU adds two new assistant coaches for the 2022 season.
- Pitching coach **RD Spiehs** comes from Arkansas Little-Rock and was drafted to the San Francisco Giants the same year as head coach **Steve Holm**.
- Undergraduate assistant coach **Joe Aeilts** returns to the Redbirds after earning the MVC's Conference Player of the Year honors in 2019. Aeilts left for the MLB Draft and retired after two season with the Colorado Rockies.

REDBIRD ALUMNI

- The most notable ISU baseball alum is St. Louis Cardinals All-Star shortstop **Paul DeJong**. Despite being a Gold Glove finalist at the position in 2019, DeJong started just one game at shortstop in college. He was primarily a catcher and second baseman, but also saw time at right field and third base.
- Redbird alum **Owen Miller** made his Major League debut with the Cleveland Indians (now the Guardians) in 2021, making starts at all four infield spots. Miller hit .204 with four home runs over 191 at-bats after getting off to a slow start.
- ISU alum and the Los Angeles Dodgers' **Brock Stewart** missed the 2021 season due to injury.
- Other notable current Redbirds in the pros include Kansas City Royals prospect **John Rave**, Miami Marlins prospect **Jeff Lindgren**, Minnesota Twins prospect **Brent Headrick**, Detroit Tigers prospect **Matt Walker**, Oakland Athletics prospect **Colton Johnson**, Cincinnati Reds prospect **Hayden Jones**, among others.

A COMMON LOSS

- Arkansas and Illinois State baseball share a common loss with the January 2022 passing of Tampa Bay Rays bullpen catcher **Jean Ramirez**.
- Ramirez, who died at 28, was drafted in 28th-round out of ISU and played for the Redbirds in 2015 and 2016.
- Ramirez was part of the 2012 CWS Arkansas squad.

HEAD COACH STEVE HOLM



Steve Holm (4th Season)
Record at ISU -----66-69
Head Coaching Record --66-69
Alma Mater --- Oral Roberts, '01

Year	Record	MVC
2019	36-26	14-7
2020	7-9	0-0
2021	23-34	12-15

Head coach Steve Holm is entering his fourth season with the Redbird baseball program in the 2021-22 academic year. Through the 2021 season, his overall mark is 66-69, a winning percentage of .489. Holm is 26-22 in Missouri Valley play, a winning percentage of .542.

Holm and the Redbirds posted a 36-26 (14-7 MVC) record and earned a share of the Missouri Valley Conference regular season title in 2019, his debut season as head coach. The 36 wins was a 14-win improvement than the year prior and the most wins for an Illinois State team since winning 39 in 2013. It was also the most wins for a first-year Redbird baseball head coach in program history.

The 'Birds earned an at-large NCAA Tournament berth in 2019 and were placed in the Louisville regional, defeating both Big Ten regular season champions Indiana and No. 7 Louisville, before ultimately falling to Louisville in the Illinois State's first-ever appearance in a regional final. Louisville advanced to the Final Four of the College World Series where they were defeated by eventual champions No. 1 Vanderbilt, who ISU had also beaten earlier in the year in Nashville.

Holm was named MVC Coach of the Year for the 2019 season and the apparent turn-around of the Illinois State program. The Redbirds also collected the MVC Player of the Year (Joe Aeilts) and MVC Pitcher of the Year (Brent Headrick) awards.

At the conclusion of the 2019 season, five Redbirds heard their names called in the draft, including John Rave (Royals, 5th Round), Brent Headrick (Twins, 9th Round), Matt Walker (Tigers, 13th Round), Joe Aeilts (Rockies, 14th Round) and Jeff Lindgren (Marlins, 24th Round). Colton Johnson (Athletics, 16th Round) and Hayden Jones (Reds, Free Agent) received professional opportunities following the 2021 campaign.

During the shortened 2020 season, Holm and the Redbirds recorded road victories at No. 23 Oklahoma and No. 13 Arkansas en route to a 7-9 record.

Under Holm's lead, the Redbirds have defeated four different ranked opponents (#1 Vanderbilt in 2019, #7 Louisville in 2019, #23 Oklahoma in 2020, #13 Arkansas in 2020, #25 Indiana State in 2021). The Redbirds have also been ranked in the NCAA's RPI Top 25 two seasons (25 in 2020, 23 in 2019). The Redbirds were one of just 11 total programs and three Mid-Majors to be ranked in the RPI Top 25 in both 2019 and 2020.

Prior to taking over the ISU program, Holm was a pitching coach at Purdue and an integral part of the staff that helped the Boilermakers improve by 28 wins over a two-year period and become a NCAA Regional participant in 2018.

Relief pitcher and former ISU assistant coach Ross Learnard was named a Third-Team All-American under Holm's tutelage in 2018, as the Boilermakers posted a 38-21 overall record (17-6 Big Ten) to finish second in the regular-season conference standings. Right-handed starter Tanner Andrews (Marlins, 10th Round) and catcher Nick Dalesandro (Diamondbacks, 10th Round) were both drafted following the season and six Boilermakers earned All-Big Ten honors.

In Holm's first season at Purdue in 2017, Learnard (NCBWA Second Team All-American) and Gareth Stroh (Third Team All-Big Ten) both garnered postseason honors while helping lead the Boilermakers to a 19-win improvement. Learnard (0.58) eclipsed the team's minimum 30 innings ERA record that had stood since 1965 after having a consecutive scoreless innings streak of 35 2/3. Stroh (90 1/3 IP, 1.30 WHIP) teamed with Andrews (8-4, .258 B/Avg) to give Purdue its most consistent weekend rotation since 2012.

Holm joined the Sacramento State coaching staff for the 2013 season and was promoted to associate head coach the following year. He helped the Hornets win 40 games and a pair of Western Athletic Conference titles in 2014. Under Holm's guidance, the Hornets' team ERA dropped from 5.25 in 2012 to 3.63 during his first season and remained below 4.00 for three straight years. Sacramento State won at least 30 games in each of Holm's four seasons as an assistant coach, good for a combined mark of 137-103 (67-41 WAC).

Holm also worked with the catchers and infielders while providing hitting instruction. The Hornets' 2016 MLB draft picks included pitchers Tyler Beardsley and Sam Long as well as catcher Gunner Pollman. Numerous other Sacramento State players developed into MLB draftees after excelling under Holm's tutelage.

The Sacramento native was selected by the Los Angeles Dodgers in the 1997 MLB First-Year Player Draft after his senior season at McClatchy High School, but passed on that opportunity to start his collegiate career at American River Junior College. After two seasons, Holm made his way to Oral Roberts and became an All-American at shortstop, winning Mid-Continent Conference Player and Newcomer of the Year honors in 2000 after batting a school-record .437. He was then drafted by the Giants in 2001 and made the transition to catcher in pro ball, where he played in over 700 games during his 12 pro seasons. He was part of the Giants' 2008 opening-day roster and also played in the big leagues in 2009 (Giants) and 2011 (Twins).

Holm graduated in 2001 with a bachelor's degree in recreation administration and was later inducted into the ORU Hall of Fame in 2014. In the fall of 2016, he was part of McClatchy High School's Hall of Fame class. He and his wife, Lindsey, were married in the summer of 2013 and are the parents of two daughters, Annika and Hanna.

HOLM'S HOME RUN

- Holm's first and only Major League home run came on Mother's Day of 2008 for the San Francisco Giants.
- Holm replaced Benji Molina, who had been pinch-run for, behind the plate before facing JC Romero, who had only allowed one home run in his previous 61 appearances.
- Holm's parents saw the home run to left-center field, but his grandparents had not known that he entered the game and were getting ice cream.

HOLM HOTBEDS

- Holm has had success recruiting outside of IL.
- The California native has six California guys on the 2022 roster (see pg. 6)
- Holm has also established connections in Canada, bringing in six Canadian players since 2020 (see pg. 6)

2021 INDIVIDUAL GAME- HIGHS

Hits -----	4
----- Jake McCaw vs Evansville (4/24), at Valparaiso (5/1)	
Runs Batted In -----	5
----- Ryan Cermak at SIUE (2/23)	
Runs Scored -----	3
----- Seven different players	
Extra Base Hits -----	3
- Ryan Cermak at SIUE (2/23), Hayden Jones vs Indiana St (4/10)	
Total Bases -----	6
- Hayden Jones vs Indiana St (4/10), Ryan Cermak at SIUE (2/23)	
Assists -----	6
----- Nick Gile vs Missouri (3/9/21)	
Putouts -----	15
----- Tyson Hays at ECU (3/19)	
Innings Pitched -----	9
----- Sean Sinisko vs Missouri State (5/15)	
Strikeouts -----	12
----- Colton Johnson vs Missouri (3/12)	
Strikeouts by a Relief Pitcher -----	9
----- Jared Hart at Valparaiso (5/1)	

2021 TEAM GAME- HIGHS

Hits -----	17
----- at Valparaiso (5/1)	
Runs Scored -----	14
----- at Southern Illinois (4/4)	
Home Runs -----	4
----- at Valparaiso (5/1)	
Extra Base Hits -----	7
----- vs Eastern Illinois (3/24)	
Total Bases -----	31
----- at Valparaiso (5/1)	
Stolen Bases -----	3
----- vs Arkansas State (3/26)	
Walks Drawn -----	12
----- vs Missouri (3/14)	
Hit By Pitches Drawn -----	4
----- at Milwaukee (4/18), vs Evansville (4/25)	
Strikeouts Pitched -----	15
----- at ECU (3/19)	

ACTIVE CAREER LEADERS

GAMES PLAYED

Aidan Huggins -----	129 (T-84th)
Jake McCaw -----	83

HITS

Aidan Huggins -----	121 (T-69th)
Jake McCaw -----	89

HOME RUNS

Ryan Cermak -----	13 (T-39th)
Aidan Huggins -----	8 (T-72nd)

TOTAL BASES

Joe Butler -----	238 (T-43rd)
Jordan Libman -----	190 (65th)

RUNS BATTED IN

Aidan Huggins -----	54 (T-99th)
Ryan Cermak -----	47

RUNS SCORED

Aidan Huggins -----	82 (T-62nd)
Jake McCaw -----	43

STEALS

Aidan Huggins -----	8
Ryan Cermak -----	3

APPEARANCES

Derek Salata -----	37 (T-70th)
Connor Peplow -----	31 (T-87th)

INNINGS PITCHED

Sean Sinisko -----	92.1 (95th)
Jordan Lussier -----	74.1

WINS

Jordan Lussier -----	6 (T-89th)
Sean Sinisko -----	6 (T-89th)

SAVES

Derek Salata -----	7 (T-8th)
Erik Kubiakowicz -----	5 (T-16th)

STRIKEOUTS

Jordan Lussier -----	67 (T-94th)
Sean Sinisko -----	67 (T-94th)

Illinois State Baseball
Overall Statistics for Illinois State (as of May 27, 2021)
(All games Sorted by Batting avg)

Record: 23-34 Home: 12-10 Away: 10-22 Neutral: 1-2 MVC: 12-15

Player	avg	gp-gs	ab	r	h	2b	3b	hr	rbi	tb	slg%	bb	hp	so	gdp	ob%	sf	sh	sb-att	po	a	e	fld%
27 McCaw, Jake	.367	52-48	180	30	66	14	1	3	27	91	.506	16	5	43	3	.424	4	0	2-2	317	23	7	.980
8 Hays, Tyson	.310	49-44	158	27	49	6	2	3	14	68	.430	25	3	27	5	.412	1	3	5-7	280	25	8	.974
25 Libman, Jordan	.307	57-57	212	41	65	10	2	5	28	94	.443	32	3	26	3	.403	1	2	2-2	17	0	1	.944
17 Butler, Joe	.304	41-39	125	21	38	5	0	2	21	49	.392	25	2	33	1	.425	1	0	5-6	50	27	5	.939
1 Soberano, Kyle	.284	42-30	109	19	31	3	1	2	16	42	.385	16	1	16	3	.381	0	4	1-3	61	79	2	.986
21 Cermak, Ryan	.284	55-53	190	32	54	10	4	11	40	105	.553	18	3	54	5	.349	4	0	3-5	124	11	3	.978
6 Huggins, Aidan	.273	54-53	198	34	54	9	2	5	20	82	.414	25	3	53	3	.361	1	5	1-6	63	95	14	.919
10 Butler, Jack	.253	56-56	198	28	50	8	0	3	38	67	.338	23	2	47	2	.329	5	3	1-4	135	8	3	.979
24 Jones, Hayden	.230	38-31	122	15	28	6	2	5	19	53	.434	9	3	28	4	.296	1	1	0-0	182	21	2	.990
23 Gile, Nick	.206	48-44	155	19	32	10	0	1	10	45	.290	10	5	22	0	.276	0	1	2-3	40	85	11	.919

15 Peterson, Gunner	.210	32-19	81	8	17	5	0	0	13	22	.272	7	2	33	1	.280	3	0	4-4	32	3	0	1.000
5 Cheng, Luke	.185	26-22	54	5	10	1	0	0	7	11	.204	6	6	12	1	.324	2	3	3-4	49	47	7	.932
2 Gaines, Jeremy	.182	27-16	55	9	10	2	0	0	6	12	.218	5	3	14	0	.286	0	2	1-1	29	1	1	.968
11 Peterson, Tanner	.125	8-1	8	2	1	0	0	0	0	1	.125	1	0	2	0	.222	0	0	0-1	4	0	0	1.000
14 Hayes, Jesse	.000	5-0	4	0	0	0	0	0	0	0	.000	0	0	1	1	.000	0	0	0-0	0	0	0	.000
31 Wagner, Dylan	.000	3-0	3	1	0	0	0	0	0	0	.000	0	0	2	0	.000	0	0	0-0	0	0	1	.000
29 Sebby, Michael	.000	2-0	1	0	0	0	0	0	0	0	.000	0	0	0	0	.000	0	0	0-0	2	0	0	1.000
Totals	.273	57	1853	291	505	89	14	40	259	742	.400	218	41	413	32	.358	23	24	30-48	1403	472	68	.965
Opponents	.278	57	1822	318	507	93	14	63	287	817	.448	191	45	409	39	.358	16	30	58-78	1430	517	57	.972

LOB - Team (443), Opp (390). DPs turned - Team (44), Opp (42). CI - Team (2), Hays 2. IBB - Team (8), Libman 3, McCaw 2, Butler, Joe 1, Peterson, G 1, Butler, Jack 1, Opp (5). Picked off - Huggins 3, Gaines 1, McCaw 1, Butler, Joe 1, Libman 1, Soberano 1.

(All games Sorted by Earned run avg)

Player	era	w-l	app	gs	cg	sho	sv	ip	h	r	er	bb	so	2b	3b	hr	b/avg	wp	hp	bks	sfa	sha
37 Johnson, Colton	3.32	3-5	14	14	1	0/0	0	86.2	88	39	32	24	86	10	0	8	.267	1	8	0	1	5
28 Lussier, Jordan	4.36	6-3	15	14	1	0/1	0	74.1	71	38	36	30	67	10	3	10	.253	5	5	1	4	4
43 Sinisko, Sean	4.44	5-5	13	13	2	0/0	0	71.0	79	44	35	21	52	19	4	7	.281	5	3	0	2	2
35 Wyman, Colin	5.60	1-3	19	2	0	0/0	0	45.0	47	28	28	6	39	10	2	7	.267	2	4	0	0	3

44 Anderson, Jack	4.06	2-4	11	8	1	1/0	0	37.2	35	19	17	11	23	4	0	5	.252	5	5	0	1	1
42 Gilmore, Jacob	4.32	0-2	8	0	0	0/0	0	8.1	9	6	4	6	4	1	0	1	.281	2	2	0	1	2
51 Salata, Derek	4.95	2-4	26	0	0	0/1	6	36.1	39	26	20	11	31	7	1	4	.283	2	5	1	1	7
32 Dima, Josh	6.48	0-0	7	0	0	0/0	0	8.1	6	7	6	15	13	1	0	0	.214	4	1	0	0	1
40 Kubiawicz, Erik	6.75	1-3	23	0	0	0/0	3	25.1	30	25	19	16	28	7	1	3	.294	5	2	0	1	2
34 Hart, Jared	8.69	1-1	14	1	0	0/0	0	19.2	27	19	19	14	21	4	1	9	.307	2	2	0	0	0
41 Bronke, Jackson	9.00	0-0	7	0	0	0/0	0	9.0	9	11	9	6	7	2	1	3	.257	1	1	1	2	0
29 Sebby, Michael	9.00	0-0	2	0	0	0/0	0	1.0	2	1	1	0	0	1	0	0	.500	0	1	0	1	0
33 Mabee, Cameron	9.22	1-4	13	5	0	0/0	0	27.1	46	30	28	10	19	14	1	4	.383	0	0	0	1	1
30 Witcher, Garrett	9.24	0-0	11	0	0	0/0	0	12.2	15	16	13	10	10	3	0	2	.300	0	5	1	1	1
38 Burns, Mason	9.82	1-0	4	0	0	0/0	0	3.2	2	4	4	6	8	0	0	0	.154	1	0	1	0	0
36 Peplow, Connor	33.75	0-0	3	0	0	0/0	0	1.1	2	5	5	5	1	0	0	0	.400	1	1	0	0	1
Totals	5.31	23-34	57	57	5	2/1	9	467.2	507	318	276	191	409	93	14	63	.278	36	45	5	16	30
Opponents	4.57	34-23	57	57	3	4/3	15	476.2	505	291	242	218	413	89	14	40	.273	44	41	2	23	24

PB - Team (10), Hays 8, Jones, H. 2, Opp (18). Pickoffs - Team (11), Johnson 3, Jones, H. 3, Dima 2, Hays 1, Kubiawicz 1, Salata 1, Opp (8). SBA/ATT - Hays (44-51), Jones, H. (14-21), Lussier (16-18), Johnson (8-13), Anderson (8-11), Sinisko (8-10), Mabee (3-7), Wyman (5-6), Salata (3-4), Hart (3-3), Kubiawicz (2-2), Witcher (1-2), Peplow (1-1), Dima (0-1).

Illinois State Baseball
Conference statistics for Illinois State (as of May 22, 2021)
(MVC games only Sorted by Batting avg)

Record: 12-15 Home: 7-5 Away: 5-10 MVC: 12-15

Player	avg	gp-gs	ab	r	h	2b	3b	hr	rbi	tb	slg%	bb	hp	so	gdp	ob%	sf	sh	sb-att	po	a	e	fld%
27 McCaw, Jake	.417	27-26	103	20	43	10	1	2	16	61	.592	4	4	22	2	.455	1	0	1-1	141	10	4	.974
1 Soberano, Kyle	.358	23-20	67	12	24	2	1	2	12	34	.507	10	0	10	2	.442	0	2	1-3	39	52	1	.989
21 Cermak, Ryan	.326	25-25	86	17	28	5	2	6	18	55	.640	9	2	22	3	.394	2	0	2-2	77	4	1	.988
8 Hays, Tyson	.297	27-26	91	16	27	4	2	1	8	38	.418	11	3	16	2	.390	0	3	2-3	172	12	4	.979
25 Libman, Jordan	.288	27-27	104	18	30	6	1	2	11	44	.423	12	1	7	2	.368	0	0	1-1	14	0	1	.933
24 Jones, Hayden	.255	17-14	55	4	14	3	0	4	14	29	.527	1	0	11	2	.263	1	0	0-0	53	2	1	.982
10 Butler, Jack	.242	27-27	95	14	23	2	0	2	18	31	.326	10	1	19	1	.318	1	3	0-1	55	2	3	.950
17 Butler, Joe	.241	19-18	54	8	13	2	0	1	10	18	.333	11	1	16	0	.373	1	0	1-2	20	13	2	.943
6 Huggins, Aidan	.223	27-27	103	16	23	3	1	3	8	37	.359	4	2	26	2	.266	0	3	0-2	40	44	8	.913
23 Gile, Nick	.212	21-19	66	10	14	6	0	1	7	23	.348	4	2	7	0	.278	0	0	0-0	18	25	8	.843

5 Cheng, Luke	.250	7-6	16	1	4	1	0	0	1	5	.313	1	1	2	0	.333	0	2	1-2	11	14	1	.962
15 Peterson, Gunner	.167	10-4	18	2	3	1	0	0	1	4	.222	3	0	12	0	.286	0	0	1-1	6	0	0	1.000
2 Gaines, Jeremy	.067	8-4	15	0	1	0	0	0	0	1	.067	1	1	4	0	.176	0	0	0-0	7	1	0	1.000
14 Hayes, Jesse	.000	3-0	3	0	0	0	0	0	0	0	.000	0	0	1	1	.000	0	0	0-0	0	0	0	.000
29 Sebby, Michael	.000	1-0	1	0	0	0	0	0	0	0	.000	0	0	0	0	.000	0	0	0-0	1	0	0	1.000
31 Wagner, Dylan	.000	1-0	0	1	0	0	0	0	0	0	.000	0	0	0	0	.000	0	0	0-0	0	0	1	.000
Totals	.282	27	877	139	247	45	8	24	124	380	.433	81	18	175	17	.352	6	13	10-18	661	197	38	.958
Opponents	.286	27	887	153	254	44	8	36	138	422	.476	85	26	195	19	.363	8	10	28-36	669	255	26	.973

LOB - Team (192), Opp (208). DPs turned - Team (23), Opp (24). CI - Team (1), Hays 1. IBB - Team (3), Libman 1, Peterson, G 1, Butler, Jack 1, Opp (3). Picked off - Butler, Joe 1, McCaw 1, Gaines 1, Soberano 1.

(MVC games only Sorted by Earned run avg)

Player	era	w-l	app	gs	cg	sho	sv	ip	h	r	er	bb	so	2b	3b	hr	b/avg	wp	hp	bks	sfa	sha
43 Sinisko, Sean	2.59	3-2	6	6	1	0/0	0	41.2	37	15	12	7	31	8	2	3	.239	2	3	0	1	1
28 Lussier, Jordan	3.49	4-1	7	7	0	0/1	0	38.2	40	17	15	18	36	6	2	4	.265	3	2	1	1	3
37 Johnson, Colton	4.05	2-3	7	7	1	0/0	0	40.0	41	23	18	15	38	2	0	4	.261	0	5	0	1	2

32 Dima, Josh	0.00	0-0	2	0	0	0/0	0	1.2	1	1	0	5	3	0	0	0	.143	1	0	0	0	0
42 Gilmore, Jacob	2.25	0-1	3	0	0	0/0	0	4.0	4	3	1	1	3	1	0	1	.222	2	1	0	0	0
44 Anderson, Jack	4.26	0-2	3	3	0	0/0	0	12.2	14	6	6	3	10	1	0	1	.292	1	3	0	0	0
51 Salata, Derek	5.82	1-1	11	0	0	0/1	3	17.0	18	13	11	6	16	4	1	4	.281	1	2	0	1	3
40 Kubiawicz, Erik	7.20	0-1	10	0	0	0/0	2	10.0	12	11	8	7	9	2	0	2	.293	2	1	0	0	1
35 Wyman, Colin	7.23	1-2	9	2	0	0/0	0	18.2	24	15	15	1	17	8	1	5	.296	1	4	0	0	0
41 Bronke, Jackson	8.44	0-0	3	0	0	0/0	0	5.1	5	7	5	5	3	0	0	2	.238	0	0	1	1	0
33 Mabee, Cameron	9.45	0-1	7	1	0	0/0	0	13.1	25	15	14	6	12	6	1	2	.410	0	0	0	1	0
30 Witcher, Garrett	10.38	0-0	4	0	0	0/0	0	4.1	6	5	5	3	3	2	0	0	.353	0	2	0	1	0
34 Hart, Jared	12.75	1-1	6	1	0	0/0	0	12.0	23	17	17	6	13	3	1	8	.383	1	2	0	0	0
29 Sebby, Michael	13.50	0-0	1	0	0	0/0	0	0.2	2	1	1	0	0	1	0	0	.667	0	1	0	1	0
38 Burns, Mason	99.00	0-0	1	0	0	0/0	0	0.1	2	4	4	2	1	0	0	0	.667	1	0	1	0	0
Totals	5.39	12-15	27	27	2	1/1	5	220.1	254	153	132	85	195	44	8	36	.286	15	26	3	8	10
Opponents	4.60	15-12	27	27	1	2/1	7	223.0	247	139	114	81	175	45	8	24	.282	18	18	0	6	13

PB - Team (7), Hays 5, Jones, H. 2, Opp (3). Pickoffs - Team (2), Johnson 2, Opp (4). SBA/ATT - Hays (21-25), Johnson (6-9), Jones, H. (7-8), Anderson (5-7), Lussier (7-7), Mabee (3-6), Wyman (3-3), Sinisko (2-2), Salata (1-1), Hart (1-1).

10 2021 GAME-BY-GAME RESULTS

Illinois State Baseball Game Results for Illinois State (as of May 27, 2021) (All games)

Date	Opponent	Score	Inns	Overall	MVC	Pitcher of record	Attend	Time
2/23/2021	at SIUE-1	w 6-1	7	1-0-0	0-0-0	Mabee (W 1-0)	50	2:16
2/23/2021	at SIUE-2	w 9-1	7	2-0-0	0-0-0	Lussier (W 1-0)	50	2:28
Feb 26, 2021	at #17 Oklahoma State	L 2-3	9	2-1-0	0-0-0	Salata (L 0-1)	2412	3:14
Feb 27, 2021	at #17 Oklahoma State	L 2-8	9	2-2-0	0-0-0	Sinisko (L 0-1)	2507	2:58
Feb 28, 2021	at #17 Oklahoma State	L 0-6	9	2-3-0	0-0-0	Anderson (L 0-1)	2413	2:40
03-05-21	at Southeast Missouri	L 3-4	(10)	2-4-0	0-0-0	Salata (L 0-2)	225	3:28
03-06-21	at Southeast Missouri-1	L 1-5	7	2-5-0	0-0-0	Lussier (L 1-1)	467	1:55
03-06-21	at Southeast Missouri-2	w 13-1	7	3-5-0	0-0-0	Sinisko (W 1-1)	622	2:10
03-07-21	at Southeast Missouri	L 1-8	9	3-6-0	0-0-0	Mabee (L 1-1)	244	2:13
Mar 09, 2021	WESTERN ILLINOIS	w 2-1	(10)	4-6-0	0-0-0	Salata (W 1-2)	0	2:41
Mar 12, 2021	MISSOURI	L 0-7	9	4-7-0	0-0-0	Salata (L 1-3)	100	2:42
Mar 13, 2021	MISSOURI-1	w 10-1	7	5-7-0	0-0-0	Lussier (W 2-1)	175	2:07
Mar 13, 2021	MISSOURI-2	L 2-12	7	5-8-0	0-0-0	Sinisko (L 1-2)	175	2:58
Mar 14, 2021	MISSOURI	L 7-12	9	5-9-0	0-0-0	Mabee (L 1-2)	100	3:33
Mar 19, 2021	at #9 East Carolina	L 3-4	(11)	5-10-0	0-0-0	Wyman (L 0-1)	1058	3:13
Mar 20, 2021	at #9 East Carolina	L 5-11	9	5-11-0	0-0-0	Kubiatowicz (L 0-1)	1156	2:56
Mar 21, 2021	at #9 East Carolina	L 8-11	9	5-12-0	0-0-0	Sinisko (L 1-3)	1085	3:00
Mar 24, 2021	EASTERN ILLINOIS	L 7-9	9	5-13-0	0-0-0	Mabee (L 1-3)	0	3:23
Mar 26, 2021	ARKANSAS STATE	w 6-3	9	6-13-0	0-0-0	Johnson (W 1-0)	0	3:05
Mar 27, 2021	ARKANSAS STATE	w 10-9	9	7-13-0	0-0-0	Burns (W 1-0)	0	3:21
Mar 28, 2021	ARKANSAS STATE	L 6-13	9	7-14-0	0-0-0	Gilmore (L 0-1)	0	3:50
Mar 30, 2021	at Eastern Illinois	w 4-3	7	8-14-0	0-0-0	Anderson (W 1-1)	88	2:14
* Apr 02, 2021	at #28 SIU	w 11-3	9	9-14-0	1-0-0	Johnson (W 2-0)	0	3:28
* Apr 03, 2021	at #28 SIU-1	w 6-3	7	10-14-0	2-0-0	Lussier (W 3-1)	-	2:18
* Apr 03, 2021	at #28 SIU-2	L 4-8	9	10-15-0	2-1-0	Mabee (L 1-4)	-	2:56
* Apr 04, 2021	at #28 SIU	w 14-11	9	11-15-0	3-1-0	Sinisko (W 2-3)	0	3:07
* Apr 09, 2021	#25 INDIANA STATE-1	L 2-4	9	11-16-0	3-2-0	Johnson (L 2-1)	-	2:26
* Apr 09, 2021	#25 INDIANA STATE	L 1-6	7	11-17-0	3-3-0	Anderson (L 1-2)	0	2:29
* Apr 10, 2021	#25 INDIANA STATE	w 5-0	9	12-17-0	4-3-0	Lussier (W 4-1)	0	2:44
* Apr 11, 2021	INDIANA STATE	L 7-8	(10)	12-18-0	4-4-0	Kubiatowicz (L 0-2)	0	3:23
Apr 16, 2021	at Milwaukee	L 1-2	9	12-19-0	4-4-0	Johnson (L 2-2)	305	2:16
Apr 17, 2021	at Milwaukee-1	L 4-6	7	12-20-0	4-4-0	Lussier (L 4-2)	-	2:06
Apr 17, 2021	at Milwaukee-2	L 1-2	9	12-21-0	4-4-0	Anderson (L 1-3)	419	2:14
Apr 18, 2021	at Milwaukee	w 10-2	9	13-21-0	4-4-0	Sinisko (W 3-3)	376	2:38
* Apr 23, 2021	EVANSVILLE	L 0-12	7	13-22-0	4-5-0	Johnson (L 2-3)	0	2:24
* Apr 24, 2021	EVANSVILLE-1	w 6-3	7	14-22-0	5-5-0	Lussier (W 5-2)	-	2:01
* Apr 24, 2021	EVANSVILLE-2	w 8-7	9	15-22-0	6-5-0	Hart (W 1-0)	-	2:47
* Apr 25, 2021	EVANSVILLE	w 3-1	9	16-22-0	7-5-0	Sinisko (W 4-3)	0	2:33
Apr 27, 2021	SIUE	w 12-0	7	17-22-0	7-5-0	Anderson (W 2-3)	0	2:10
* 04-30-21	at Valparaiso	L 2-3	9	17-23-0	7-6-0	Johnson (L 2-4)	105	1:54
* 05-01-21	at Valparaiso-1	w 12-3	7	18-23-0	8-6-0	Lussier (W 6-2)	-	2:35
* 05-01-21	at Valparaiso-2	L 13-17	9	18-24-0	8-7-0	Wyman (L 0-2)	130	3:19
* 05-02-21	at Valparaiso	L 6-7	9	18-25-0	8-8-0	Sinisko (L 4-4)	111	2:33
* May 07, 2021	at DBU	L 7-18	7	18-26-0	8-9-0	Hart (L 1-1)	1002	2:39
* May 08, 2021	at DBU-1	L 7-11	9	18-27-0	8-10-0	Salata (L 1-4)	744	3:07
* May 08, 2021	at DBU-2	L 3-6	7	18-28-0	8-11-0	Wyman (L 0-3)	1044	2:43
* May 09, 2021	at DBU	L 0-3	9	18-29-0	8-12-0	Sinisko (L 4-5)	575	2:16
* May 14, 2021	MISSOURI STATE	w 4-2	9	19-29-0	9-12-0	Johnson (W 3-4)	0	2:44
* May 15, 2021	MISSOURI STATE-1	w 4-3	(8)	20-29-0	10-12-0	Wyman (W 1-3)	-	2:38
* May 15, 2021	MISSOURI STATE-2	w 3-1	9	21-29-0	11-12-0	Sinisko (W 5-5)	-	2:02
* May 16, 2021	MISSOURI STATE	L 1-2	9	21-30-0	11-13-0	Anderson (L 2-4)	0	2:31
* 05-20-2021	at Bradley	w 6-4	(10)	22-30-0	12-13-0	Salata (W 2-4)	157	2:58
* 05-21-2021	at Bradley	L 3-4	9	22-31-0	12-14-0	Lussier (L 6-3)	201	2:38
* 05-22-2021	at Bradley	L 1-3	9	22-32-0	12-15-0	Gilmore (L 0-2)	323	2:30
May 25, 2021	vs Evansville	w 10-9	(12)	23-32-0	12-15-0	Kubiatowicz (W 1-2)	154	4:26
May 26, 2021	vs Indiana State	L 2-5	9	23-33-0	12-15-0	Johnson (L 3-5)	241	2:22
May 27, 2021	vs Valparaiso	L 5-6	9	23-34-0	12-15-0	Kubiatowicz (L 1-3)	191	3:02

= Conference game

| extra inning game

Illinois State Baseball
Games Summary for Illinois State (as of May 27, 2021)
(All games)

Score by innings	1	2	3	4	5	6	7	8	9	EX	Total
Illinois State	50	25	34	27	37	54	30	13	12	9	291
Opponents	55	25	38	30	37	39	34	19	33	8	318

Record when ...

Overall	23-34	After 6 leading	19-2
Conference	12-15 trailing	0-26
Non-Conference	11-19 tied	4-6
Home games	12-10	After 7 leading	10-2
Away games	10-22 trailing	0-22
Neutral site	1-2 tied	3-3
Day games	19-29	After 8 leading	10-1
Night games	4-5 trailing	0-22
vs Left starter	4-15 tied	3-4
vs Right starter	19-19		
1-Run games	6-11	Hit 0 home runs	9-23
2-Run games	4-4	... 1 home run	8-8
5+Run games	9-11	... 2+ home runs	6-3
Extra innings	4-3		
Shutouts	2-4	Opponent 0 home runs	15-11
	 1 home run	5-9
	 2+ HRs	3-14
Scoring 0-2 runs	1-17		
..... 3-5 runs	6-8	Made 0 errors	10-9
..... 6-9 runs	7-8 1 error	8-14
..... 10+ runs	9-1 2+ errors	5-11
Opponent 0-2 runs	11-3		
..... 3-5 runs	8-10	Opp. made 0 errors	7-17
..... 6-9 runs	3-12 1 error	5-10
..... 10+ runs	1-9 2+ errors	11-7
Scored in 1st inning	12-13	Out-hit opponent	15-10
Opp. scored in 1st	5-19	Out-hit by opponent	5-18
Scores first	16-13	Hits are tied	3-6
Opp. scores first	7-21		

Record when team scores:

Runs	0	1	2	3	4	5	6	7	8	9	10+
W-L	0-4	0-7	1-6	2-4	3-2	1-2	5-2	0-5	1-1	1-0	9-1

Record when opponent scores:

Runs	0	1	2	3	4	5	6	7	8	9	10+
W-L	2-0	7-0	2-3	7-4	1-4	0-2	0-5	1-2	0-4	2-1	1-9

Record when leading after:

Inn.	1	2	3	4	5	6	7	8
W-L	9-8	15-9	17-8	18-7	19-4	19-2	10-2	10-1

Record when trailing after:

Inn.	1	2	3	4	5	6	7	8
W-L	2-17	1-19	1-22	0-24	1-23	0-26	0-22	0-22

Record when tied after:

Inn.	1	2	3	4	5	6	7	8
W-L	12-9	7-6	5-4	5-3	3-7	4-6	3-3	3-4

Current losing streak: 2
 Longest winning streak: 4
 Longest losing streak: 6

Home attendance : 550 (17 dates avg = 32)
 Away attendance : 18455 (31 dates avg = 595)
 Total attendance: 19005 (48 dates avg = 395)

2021 ILLINOIS STATE WHEN ...

All-Neutral Surface	0-6
Turf Infield-Only	2-4
All-Turf Surface	3-3
White jerseys	1-3
Red jerseys	2-4
Gray jerseys	2-6
Red hats	4-9
Black hats	2-4
In February	2-3
In March	3-10
In April	0-0
In May	0-0
In June	0-0
On a Monday	0-0
On a Tuesday	3-0
On a Wednesday	0-1
On a Thursday	0-0
On a Friday	0-4
On a Saturday	2-4
On a Sunday	0-4
Scoring 0-2 runs	1-7
Scoring 3-5 runs	0-3
Scoring 6-9 runs	2-2
Scoring 10+ runs	2-0
Temperature is 40 degrees or less	0-0
Temperature is 41-55 degrees	2-11
Temperature is 56-69 degrees	3-2
Temperature is 70+ degrees	0-0
Game is broadcasted (video)	1-8
Game is not broadcasted (video)	4-5
Facing ranked teams	0-6
Game is decided by 2 or less runs	1-4
Game is decided by 3+ runs	4-9
Recording more errors than opponent	0-6
Recording less errors than opponent	2-2
Recording equal errors as opponent	0-4
Recording 5 or less hits	1-3
Recording 6-9 hits	1-7
Recording 10+ hits	3-3
Not making an error	3-2
Making 1-2 errors	2-9
Making 3+ errors	0-2
Walking/hitting 0-2 batters	4-2
Walking/hitting 3-5 batters	1-6
Walking/hitting 6+ batters	0-5

12 LAST TIME AN ...

ILLINOIS STATE BATTER

Eight At-Bats	Derek Parola, at Belmont, 2/15/19
Seven At-Bats	John Rave, vs. Illinois, 4/9/19
Six Hits	Eric Aguilera, vs. Eastern Illinois, 3/23/13
Five Hits	John Rave, at SIU, 4/21/19
Five Runs	Brett Kay, at Tennessee Tech, 2/26/12
Four Runs	Joe Aeilts, at Valparaiso, 4/6/19
Three Doubles	Joe Aeilts, at Valparaiso, 4/6/19
Two Doubles	Hayden Jones, vs. Indiana State, 4/10/21
Two Triples	Chad Hinshaw, vs. Missouri State, 4/7/12
Grand Slam	Aidan Huggins, vs. Evansville, 5/17/19
Pinch-Hit Grand Slam	Jak Czeszewski, vs. Wichita State, 5/17/14
Three Home Runs	Paul DeJong, at Eastern Illinois, 3/31/15
Two Home Runs	Gunner Peterson, at SEMO, 3/12/19
Nine RBIs	Mike Prior, vs. UAB, 3/9/85
Eight RBIs	Scott Bialobreski, vs. Eastern Illinois, 4/1/03
Seven RBIs	John Rave, at Tennessee Tech, 2/25/18
Six RBIs	Joe Butler, at Morehead State, 3/3/18
Five RBIs	Ryan Cermak, at SIUE, 2/23/21
10+ Total Bases	Gunner Peterson (10), at SEMO, 3/12/19
Five Extra-Base Hits	Ryan Court, Wichita State, 5/1/10
Four Extra-Base Hits	Ryan Court (5), Wichita State, 5/1/10
Three Extra-Base Hits	Hayden Jones, vs. Indiana State, 4/10/21
Four+ Walks	Jordan Libman, vs. Arkansas State, 3/28/21
Three Stolen Bases	Sean Beesley, vs. Robert Morris-Springfield, 4/10/14
Four Stolen Bases	Chad Hinshaw, at Indiana State, 3/26/10
Walk-Off Hit	Jeremy Gaines, N Evansville, 5/25/2021
Run-Rule Walk-Off Hit	Single, Bryce Grimm, vs. Valparaiso, 5/12/18
Walk-Off Home Run	Ryan Court, vs. Wichita State, 5/1/10
Run-Rule Walk-Off Home Run	Logan Leverett, vs. Bradley, 3/21/14
Hit for the Cycle	Owen Miller, vs. Valparaiso, 5/13/18

ILLINOIS STATE PITCHER

Perfect Game	Never
No-Hitter	Paul Wagner, vs. Chicago State, 5/9/87
Combined No-Hitter	J. Olivieri, J. Roach, G. Neubauer, T. Hallam, vs. Valparaiso, 1976
Nine-Inning One-Hitter	Chris Razo, vs. Missouri State, 4/5/13
Seven-Inning One-Hitter	Jack Anderson, vs. SIUE, 4/27/21
Combined Seven-Inning One-Hitter	Lambert, Hecht, Verbeke, Claver, vs. Robert Morris, 4/10/14
Nine-Inning Complete Game	Sean Sinisko vs. Missouri State, 5/15/21
Seven-Inning Complete Game	Jordan Lussier, vs. Missouri, 3/13/21
Nine-Inning Complete Game Shutout	Brett Wicklund, vs. Eastern Illinois, 4/2/19
Seven-Inning Complete Game Shutout	ack Anderson, vs. SIUE, 4/27/21
20+ Strikeouts	20, Mike Rzadski, vs. Southern Illinois, 1949
11-19 Strikeouts	11, Jordan Lussier, vs. Valparaiso, 5/1/21
10 Strikeouts	10, Colton Johnson, at Louisiana-Monroe, 2/27/20

ILLINOIS STATE TEAM

Scored 30+ Runs	34, vs. Illinois Wesleyan, 4/26/83
Scored 25+ Runs	27, at Belmont, 2/15/19
Scored 20+ Runs	27, at Belmont, 2/15/19
Had 25+ Hits	25, at Belmont, 2/20/16
Had 20+ Hits	22, at SIUE, 3/13/19
Whole Lineup with 1+ Hit	vs. Indiana State, 4/11/21
Had 10+ Doubles	10, vs. Seton Hall, 3/10/98
Had 3+ Triples	4, vs. Xavier, 4/2/16
Had 5+ Home Runs	6, at SEMO, 3/12/19
Had 4 Home Runs	at Valparaiso, 5/1/21
Had 10+ Walks	12, vs. Missouri, 3/14/21
Stole 7+ Bases	7, at Southern Illinois, 5/14/17
Pitched a Shutout	5-0, vs. Indiana State, 4/10/21
Pitched a Shutout vs. MVC Opponent	5-0, vs. Indiana State, 4/10/21
Struck Out 15+ batters	16, at SIUE, 4/19/16
Was Shut Out - Overall	3-0, at Dallas Baptist, 5/9/21
Was Shut Out - At Home	12-0, vs. Evansville, 4/24/21
Was Shut Out - On the Road	3-0, at Dallas Baptist, 5/9/21
Committed 5+ errors	5, vs. Indiana State, 4/9/21
Played an Extra-Inning Game	12 innings, N Evansville, 5/25/21
Defeated a Ranked Opponent	8-7, at #13 Arkansas, 3/3/20
Lost on a Walk-Off Hit	4-3 at SEMO, 3/5/21
Won Walk-Off Hit	Jeremy Gaines single, 12 innings, N Evansville, 5/25/21

OPPONENT BATTER

Eight At-Bats	Two Players (vs Milwaukee), 3/20/16
Seven At-Bats	Ryan Humeniuk (at ULM), 2/29/20
Six Hits	Ryan Humeniuk (at ULM), 2/29/20
Five Hits	Two Players (at ULM), 2/29/20
Five Runs	Trace Henry (at ULM), 2/29/20
Four Runs	Three Players (at ULM), 2/29/20
Three Doubles	Jack Yalowitz (vs Illinois), 4/9/19
Two Doubles	Mark Shallenberger, (vs Evansville), 4/24/21
Two Triples	Furman (vs Bucknell), 3/9/14
Grand Slam	Andres Sosa (at Dallas Baptist), 5/8/21
Pinch-hit Grand Slam	Unknown
Three Home Runs	Two Players (at Tennessee Tech), 2/24/18
Two Home Runs	Austin Bell (at Dallas Baptist), 5/8/21
Nine RBIs	Brady Shoemaker (10 RBI at Indiana State), 5/17/08
Eight RBIs	JT Weber (8 RBI at Southern Illinois), 4/4/21
Seven RBIs	JT Weber (8 RBI at Southern Illinois), 4/4/21
Six RBIs	Riley Dent (at Valparaiso), 5/1/21
Five RBIs	Riley Dent (at Valparaiso), 5/1/21
10+ Total Bases	Two Players (at Valparaiso), 5/1/21
Five Extra-Base Hits	Not since at least 2000, unknown
Four Extra-Base Hits	Mark Shallenberger, (vs Evansville), 4/24/21
Three Extra-Base Hits	Two Players (at Valparaiso), 5/1/21
Four+ Walks	Adkins (at Belmont) 2/15/19
Three Stolen Bases	Luke Seidel (at Milwaukee), 4/17/21
Four Stolen Bases	Stitz (vs South Dakota State), 3/7/09

OPPONENT TEAM

Scored 30+ Runs	30, at Tennessee Tech, 2/24/18
Scored 25+ Runs	26, at Louisiana-Monroe, 2/29/20
Scored 20+ Runs	26, at Louisiana-Monroe, 2/29/20
Had 25+ Hits	Not since at least 2000, unknown
Had 20+ Hits	22, at Eastern Illinois, 3/31/15
Had 10+ Doubles	Not since at least 2000, unknown
Had 3+ Triples	3, at Missouri State, 5/20/16
Had 5+ Home Runs	at Dallas Baptist, 5/8/21
Had 4 Home Runs	5, at Dallas Baptist, 5/8/21
Had 10+ Walks	10, at Louisiana-Monroe, 2/29/20
Stole 7+ Bases	10, at Louisiana-Monroe, 2/29/20
Pitched a Shutout	6-0, at Arkansas Little-Rock, 2/14/20
Pitched a Shutout vs. MVC Opponent	5-0, at Southern Illinois, 5/13/17
Struck Out 15+ batters	15, at Missouri State, 4/12/19
Was Shut Out - Overall	8-0, at Central Arkansas, 2/24/19
Was Shut Out - At Home	8-0, at Central Arkansas, 2/24/19
Was Shut Out - On the Road	8-0, vs Valparaiso, 5/13/19
Committed 5+ errors	6, at Miami (OH), 3/4/17

INDIVIDUAL SINGLE-GAME RECORDS -BATTING (ALL-TIME)

At-Bats	8 by at least 2+ players (most recent Derek Parola at Belmont 2/15/19)
Hits	6 by 4 different players (Jim Pacanowski, Jason Sands, Ryan Anetsberger, Eric Aguilera - most recent)
Runs	5 by 5 different players (Brad James, Jeff Allen, Brad Bouris, Ryan Court, Brett Kay - most recent)
RBI	9 by Mike Prior (3/9/85 vs UAB)
Stolen Bases	4 by Chad Hinshaw (3/26/10)
Home Runs	3 by 8 different players (most recent - Paul DeJong (2015), Ryan Court, 2010)
Extra-Base Hits	5 by Ryan Court (5/1/10)

TEAM SINGLE-GAME RECORDS -BATTING (SINCE 2000)

At-Bats	57 [at Creighton on 4/17/04] - 53 at Belmont on 2/20/16 for 9-inning game
Hits	25 [at Belmont on 2/20/16]
Runs	29 [Neutral site - James Madison on 3/14/10]
Runs in an Inning	16 [11th inning at Belmont on 2/15/19]
RBI	28 [at Tennessee Tech on 2/26/12]
Walks Drawn	15 [at Belmont on 2/15/19]
HBP	8 vs Fairleigh Dickinson (3/13/05)
Most Left on Base	19 [at Missouri State on 5/19/16 and vs Southern Illinois on 3/24/00]
Fewest Left on Base	1, five times (most recent - at Indiana State 4/17/16)
Stolen Bases	8 [at Chicago State on 4/20/18]
Doubles	8, two times (most recent - at Valparaiso on 4/6/19)
Triples	5 [vs Creighton on 3/31/01]
Home Runs	7, two times (most recent - at Eastern Illinois on 3/31/15)
Extra-Base Hits	13, three times (most recent - at Northern Illinois on 4/10/12)
Total Bases	46, two times (most recent - at Tennessee Tech on 2/26/12)

SEASON LEADERS

Batting Average (75 AB min.)	Hits	Runs Batted In	On-Base Percentage	Wins	Strikeouts
1. Bob Rogenbach (1956) .443	T1. Owen Miller (2018) .88	1. Brad James (1991) .75	1. Kevin Tokarski (2010) .538	T1. Jacob Hendren (2015) .538	1. James Goff (1934) .126
2. Bob Zubeck (1950) .440	T1. Joe Aeltis (2019) .88	2. Mike Prior (1985) .70	2. Brad Bouris (2002) .505	T1. Dan Savas (2011) .510	2. Brent Heckard (2019) .115
3. Dave Koppert (1978) .416	3. Kevin Tokarski (2010) .84	3. Jon Peacock (2002) .68	3. Jon Peacock (2002) .502	T1. Irish O'Reilly (1966) .510	3. Neal Cotts (2001) .113
4. Mike Prior (1985) .413	4. Todd Schroeder (1990) .81	T3. Mike Sauncho (2001) .68	4. Ryan Dunchon (1999) .500	T4. Steve Hecker (2001) .510	4. Mike Ryzalski (1949) .111
5. Guy Homoly (1965) .413	T4. Owen Miller (2017) .81	5. Jeff Allen (1998) .65	5. Todd Schroeder (1990) .487	T4. Corey Mannes (2011) .510	5. Tom Klein (1958-69) .111
6. Kevin Tokarski (2010) .412	T4. John Rave (2017) .81	6. Ryan Dunchon (1999) .64	6. Ryan Dunchon (2000) .486	T4. Rich Gordon (1969) .510	6. Corey Mannes (2011) .110
7. Ryan Dunchon (1998) .411	T7. Eric Aguilera (2013) .80	7. Eric Aguilera (2013) .58	7. Tyler McElroy (2011) .485	T4. Brent Heckard (2019) .510	7. Neal Cotts (2000) .104
8. Jon Peacock (2002) .406	T7. Eric Aguilera (2013) .80	8. Eric Tolson (2000) .57	8. Kevin Dubler (2008) .481	8. Eric Eckenshafer (2000) .103	8. Eric Eckenshafer (2000) .103
9. Todd Schroeder (1990) .405	T7. Eric Aguilera (2013) .80	9. Kevin Duffell (2001) .56	9. Jared Duffell (2001) .481	9. Jacob Hendren (2015) .99	9. Jacob Hendren (2015) .99
10. Lynn Wade (1983) .404	T10. Jared Duffell (2001) .79	T10. Frank Mustari (1985) .55	10. Dave Koppert (1978) .478	T10. Dan Savas (2011) .98	T10. Dylan Craig (2014) .98
	T10. Ryan Dunchon (1998) .79				
Games	Doubles	Slugging Percentage (75 AB min.)	Stolen Bases	Complete Games	Fielding Percentage (100 chances min.)
1. Tony Simmons (1988) .65	1. Kevin Tokarski (2010) .25	1. Lynn Wade (1983) .842	1. Kevin Tokarski (2010) .33	1. Matt Herges (1992) .16	T1. Chad Hinshaw (2010-11, 12) .1000
T2. Gary Krueger (1976) .62	T2. Owen Miller (2016) .23	2. Ryan Dunchon (1999) .802	3. Kevin Tokarski (2008) .32	T2. Matt Herges (1992) .16	T1. Chad Hinshaw (2010-11, 12) .1000
T3. Jordan Lorman (2019) .62	T2. Kevin Dubler (2008) .23	3. Ryan Dunchon (1999) .752	4. Ryan Dunchon (2011) .31	T2. Matt Herges (1992) .16	T1. Chad Hinshaw (2010-11, 12) .1000
T2. Chad Loran (2019) .62	T2. Kevin Dubler (2008) .23	4. Greg Motta (1985) .752	5. Sean Bessey (2014) .27	T2. Matt Herges (1992) .16	T1. Chad Hinshaw (2010-11, 12) .1000
T2. John Pave (2019) .62	5. Paul Dulong (2014) .21	6. Guy Homoly (1965) .734	6. Kevin Tokarski (2010) .25	4. Jean Ramirez (2016) .997	T1. Chad Hinshaw (2010-11, 12) .1000
T2. Derek Parola (2019) .61	6. Ryan Dunchon (2000) .20	7. Jeff Allen (1998) .716	7. Blake Telford (1976) .23	5. Jeff Allen (1998) .996	T1. Chad Hinshaw (2010-11, 12) .1000
T2. Scott Lofthry (1989) .60	6. Todd Schroeder (1990) .20	8. Kevin Tokarski (2010) .681	T2. Chad Hinshaw (2012) .23	6. Jim Manning (1994) .996	T1. Chad Hinshaw (2010-11, 12) .1000
Brad James (1991) .60	6. Todd Schroeder (1990) .20	9. Dave Giffin (1980) .674	9. Chad Hinshaw (2012) .22	T2. Paul Wagner (1989) .996	T1. Chad Hinshaw (2010-11, 12) .1000
Andy Schuster (1991) .60	T9. Owen Miller (2017) .19	T10. Matt Gerner (1994) .673	T10. Jeff Zick (1970) .21	T4. Eric Eckenshafer (1999) .7	T1. Chad Hinshaw (2010-11, 12) .1000
	T9. Kyle Stanton (2013) .19		T10. Renaldo Gallagher (1992) .21	7. Seth Von Behren (2000) .996	T1. Chad Hinshaw (2010-11, 12) .1000
	T9. John Rave (2018) .19		T10. Renaldo Gallagher (1992) .21	8. Seth Von Behren (2000) .996	T1. Chad Hinshaw (2010-11, 12) .1000
At-Bats	Triples	Walks	Appearances	Runs Batted In	Runs Batted In
1. John Rave (2019) .273	1. Todd Schroeder (1990) .10	1. Kevin Tokarski (2010) .53	T1. Jack Landwehr (2018) .32	1. Ryan Dunchon (1997-00) .210	1. Ryan Dunchon (1997-00) .210
2. Derek Parola (2019) .266	T2. Mike Prior (1985) .10	2. Ryan Dunchon (1999) .51	T1. Justin Hauer (2012) .32	2. Brad James (1991) .167	2. Brad James (1991) .167
3. Joe Aeltis (2019) .254	T2. Mike Prior (1985) .10	3. Dan Dwyer (2015) .49	T3. Ryan Copleland (2010) .31	3. Seth Von Behren (1997-00) .158	3. Seth Von Behren (1997-00) .158
4. Ryan Knox (1999) .253	T2. Mike Prior (1985) .10	T5. Kevin Tokarski (2011) .45	T3. Kerry Long (2012) .30	4. Mike Prior (1985-89) .34	4. Mike Prior (1985-89) .34
5. Eric Butler (2019) .251	4. Jared Duffell (2001) .07	T5. Kevin Tokarski (2011) .45	T5. Kerry Long (2012) .30	5. Jeff Allen (1998-99) .28	5. Jeff Allen (1998-99) .28
6. Owen Miller (2017) .249	5. Ryan Dunchon (1999) .06	6. Ryan Kozol (2019) .44	T5. Jake Sale (2019) .30	6. Mike Sauncho (2002-05) .26	6. Mike Sauncho (2002-05) .26
7. Owen Miller (2018) .235	6. Ryan Kozol (2019) .44	7. Ryan Dunchon (2000) .44	T5. Justin Hauer (2012) .30	7. Jared Duffell (2001-04) .22	7. Jared Duffell (2001-04) .22
8. Jordan Lorman (2019) .234	7. Ryan Dunchon (2000) .44	8. Greg Motta (1985) .42	T5. Justin Hauer (2012) .30	8. Mike Prior (1985-89) .28	8. Mike Prior (1985-89) .28
9. Todd Mitchell (2019) .233	8. Zach Ammon (2017) .06	T10. Chad Hinshaw (2012) .40	T5. Jack Cassese (2016) .28	9. Ryan Dunchon (1999-01) .177	9. Ryan Dunchon (1999-01) .177
T10. Jared Duffell (1999) .232	9. Zach Ammon (2017) .06	T10. Chad Hinshaw (2012) .40	T5. Jack Cassese (2016) .28	10. Scott Lofthry (1989-91) .25	10. Scott Lofthry (1989-91) .25
T10. Jared Duffell (1999) .232	10. Scott Lofthry (1989-91) .25	T10. Chad Hinshaw (2012) .40	T5. Jack Cassese (2016) .28	T8. Ryan Knox (1999-01) .169	T8. Ryan Knox (1999-01) .169
	10. 5 players tied	T10. Kyle Courtney (2008) .40	T5. Jack Cassese (2016) .28	T8. Ryan Knox (1999-01) .169	T8. Ryan Knox (1999-01) .169
		T10. Kyle Courtney (2008) .40	T5. Jack Cassese (2016) .28	T8. Ryan Knox (1999-01) .169	T8. Ryan Knox (1999-01) .169
Runs	Home Runs	Hit-by-Pitch	Earned Run Average (45 IP min.)	Innings Pitched	Assists
1. Kevin Tokarski (2010) .70	1. Ryan Dunchon (1999) .23	T1. Jim Pyle (1997) .21	1. Jacob Hendren (2015) .0.99	1. Jacob Hendren (2015) .106.0	1. Brett Kay (2013) .202
2. Jeff Allen (1998) .66	3. Brad James (1991) .19	T1. Jay Molina (2004) .21	1. Bob Housman (1970) .0.99	2. Todd Mitchell (1999) .105.0	2. Todd Mitchell (1999) .105.0
3. Mike Prior (1985) .63	4. Ryan Dunchon (1998) .18	T1. Matt Bot (2003) .21	2. Paul Sperry (1969) .1.03	3. Mark Dorence (1982) .105.0	3. Mark Dorence (1982) .105.0
4. Ryan Knox (1999) .59	4. Jeff Allen (1998) .18	T1. Jay Molina (2004) .21	3. Todd Sperry (1969) .1.03	4. Mark Dorence (1982) .105.0	4. Mark Dorence (1982) .105.0
5. Ryan Dunchon (1999) .59	6. Frank Mustari (1985) .16	T1. Jay Molina (2004) .21	4. Paul Sperry (1969) .1.03	5. Mark Dorence (1982) .105.0	5. Mark Dorence (1982) .105.0
6. Jared Duffell (2001) .58	7. Frank Mustari (1985) .16	T1. Jay Molina (2004) .21	5. Kerry Long (2012) .1.03	6. Mark Dorence (1982) .105.0	6. Mark Dorence (1982) .105.0
7. Seth Von Behren (2000) .57	7. Lynn Wade (1983) .15	T1. Jay Molina (2004) .21	6. Buzz Capra (1988) .1.02	7. Mark Dorence (1982) .105.0	7. Mark Dorence (1982) .105.0
8. John Rave (2019) .56	8. Paul Dulong (2014) .14	T1. Jay Molina (2004) .21	7. Ryan Dunchon (2010) .15	8. Mark Dorence (1982) .105.0	8. Mark Dorence (1982) .105.0
9. Tony Simmons (1988) .54	9. Matt Gerner (1994) .14	T1. Jay Molina (2004) .21	8. Gary Neuberger (1976) .15	9. Mark Dorence (1982) .105.0	9. Mark Dorence (1982) .105.0
T9. Chad Hinshaw (2013) .54		T1. Jay Molina (2004) .21	9. Bob Gargano (1989) .15	10. Bob Gargano (1989) .15	10. Bob Gargano (1989) .15
T9. Ryan Knox (1997) .54		T1. Jay Molina (2004) .21	10. Bob Gargano (1989) .15	10. Bob Gargano (1989) .15	10. Bob Gargano (1989) .15

Highest Batting Avg.	.326 (1985)
Lowest Batting Avg.	.206 (1960)
Most Hits	673 (1999)
Fewest Hits	88 (1957)
Most Runs	433 (1999)
Fewest Runs	47 (1957)
Most Doubles	128 (2000)
Fewest Doubles	7 (1957)

Most Triples	28 (1990)
Fewest Triples	2 (1963)
Most Home Runs	87 (1985)
Fewest Home Runs	1 (1964)
Most RBI	396 (1999)
Fewest RBI	36 (1957)
Most Stolen Bases	139 (1976)
Fewest Stolen Bases	19 (2016)

TEAM HIGHS AND LOWS

INDIVIDUAL SINGLE-GAME RECORDS -PITCHING (ALL-TIME)

Strikeouts	20 by Mike Ryzalski (1949 vs Southern Illinois)
------------	---

TEAM SINGLE-GAME RECORDS -PITCHING (SINCE 2000)

Strikeouts (High)	18, two times (most recent - vs Indiana on 5/3/19 in NCAA Tournament)
Strikeouts (Low)	0, four times (most recent - vs Creighton on 5/12/07)
Pitchers Used	9 [at Illinois Wesleyan on 4/27/10]
Combined Pitchers Used (High)	17 [at Belmont on 2/15/19] - 16 at Illinois Wesleyan on 4/27/10 for 9-inning game
Combined Pitchers Used (Low)	2, seven times (most recent - at Murray State on 2/27/09) - vs St. Xavier on 4/21/01 for 9-inning game
Walks Issued	14. [Neutral site vs Marist on 3/13/00]
HBP Thrown	7, [at UTSA on 3/10/09]

INDIVIDUAL SINGLE-GAME RECORDS -FIELDING (SINCE 2000)

Assists	9, three players (most recent - Paul DeJong on 3/20/15)
Putouts	20, Mason Snyder (3/20/15)
Errors	4, Chris Shepherd (4/7/02)
Runners Thrown Out Stealing	3, Nick Zouras on 3/31/19 and Kevin Dubler on 4/23/06

TEAM SINGLE-GAME RECORDS -FIELDING (SINCE 2000)

Most Assists	21 [at Creighton 4/28/12] - 20 vs Creighton on 5/5/13 for 9-inning game
Putouts	16 [11th inning at Belmont on 2/15/19]
Double Plays Turned	5, two times (most recent - vs Purdue on 4/24/12)
Errors	9 [at Wichita State on 4/9/05]

CAREER LEADERS

Batting Average (200 AB min.)		Doubles		Slugging Percentage (200 AB min.)		Stolen Bases		Games Started		Strikeouts	
1. Mike Prior (1982-85)	.388	1. Ryan Dunchon (1997-00)	.59	1. Mike Prior (1982-85)	.715	1. Chad Hinshaw (2010-13)	.109	1. Corey Mannes (1997-01)	.53	1. Eric Eckenshafer (1996-00)	.313
2. Josh Helms (1982-88)	.378	2. Greg Motta (1982-86)	.58	2. Ryan Dunchon (1997-00)	.701	2. Kevin Tokarski (2008-12)	.105	2. Todd Kerk (1993-96)	.52	2. Mike Radecki (1994-01)	.295
3. Dave Bergman (1971-75)	.366	3. Seth Von Behren (1997-00)	.58	3. Guy Homoly (1965-69)	.699	3. Sean Bessey (2013-16)	.083	3. Brian Forsythe (1997-00)	.47	3. Brian Forsythe (1997-00)	.288
4. Todd Schroeder (1989-91)	.365	4. Owen Miller (2016-18)	.57	4. Frank Mustari (1985-87)	.687	4. Mike Prior (1983-85)	.55	4. Eric Eckenshafer (1996-00)	.46	4. Corey Mannes (2001-10)	.272
5. John Loran (1984-88)	.362	5. Kevin Dubler (2008-06)	.56	5. Lynn Wade (1980-83)	.588	5. Matt Bot (2004-07)	.51	5. Brad Sorkin (2010-13)	.45	5. Neal Cotts (1999-01)	.263
6. Tom Klein (1958-69)	.349	6. Jay Molina (2003-06)	.49	6. Jim Allen (1996-98)	.584	6. Mark Dorence (1996-03)	.43	6. Dan Savas (2011-14)	.259	6. Dan Savas (2011-14)	.259
7. Ryan Cantel (1999-02)	.348	7. Tony Simmons (1988-91)	.49	7. Loren White (1984-85)	.584	7. Dave Koppert (1995-98)	.43	7. Dan Savas (2011-14)	.259	7. Ryan Copleland (2007-10)	.251
8. Mike Prior (1980-83)	.346	8. Kevin Tokarski (2008-12)	.48	8. Todd Schroeder (1989-91)	.583	8. Tony Simmons (1988-91)	.43	8. Brent Heckard (2019-19)	.39	8. Colton Johnson (2017-21)	.24
9. Jared Duffell (1999-01)	.346	9. Dan Liska (1992-99)	.46	9. Scott Lofthry (1989-91)	.574	9. Art Schold (1992-95)	.42	9. Matt Herges (1990-92)	.37	9. Dan Freed (1985-88)	.230
10. Loren White (1984-85)	.346	10. Mike Holtenbeck (2011-14)	.46	10. Tom Klein (1958-69)	.569	10. Blake Tschetter (1977-81)	.41	10. Matt Walker (2017-19)	.37	10. Josh O'Neil (1993-95)	.230
						10. Greg Luthy (1976-78)	.41				
Games		Triples		Walks		Appearances		Complete Games		Fielding Percentage (100 chances min.)	
1. Tony Simmons (1987-91)	.238	1. Jared Duffell (1998-01)	.19	1. Kevin Tokarski (2008-12)	.166	1. Eric Eckenshafer (1996-00)	.16	1. Eric Eckenshafer (1996-00)	.16	1. Daniel Dwyer (2013-16)	.997
2. Mark Dorence (1989-93)	.226	2. Mike Prior (1983-85)	.15	2. Daniel Dwyer (2013-16)	.150	1. Kenny Long (2008-12)	.96	2. Matt Herges (1990-92)	.90	1. Todd Resner (1981-85)	.992
3. Chad Hinshaw (2010-13)	.218	3. Todd Schroeder (1989-91)	.13	3. Ryan Dunchon (1997-00)	.141	2. Eric Sawchuk (2006-10)	.90	3. Todd Resner (1981-85)	.90	3. Brian Forsythe (1997-00)	.991
4. Kevin Tokarski (2008-12)	.214	4. Jason Sands (1996-99)	.12	4. Chad Hinshaw (2010-13)	.121	3. Eric Thiesen (2004-08)	.86	3. Brian Forsythe (1997-00)	.991	3. Jean Ramirez (2015-16)	.992
5. Matt Bot (2004-07)	.213	T4. Lynn Wade (1980-83)	.12	5. Mike Holtenbeck (2011-14)	.114	4. Mitch Vogrin (2016-19)	.85	3. Ed Shyer (1993-96)	.99	3. Paul Povich (1992-95)	.991
6. Daniel Dwyer (2013-16)	.212	T6. Jeff Zick (1976-78)	.10	6. Greg Motta (1983-89)	.103	5. Jack Lindgren (2015-19)	.83	3. Dan Savas (2011-14)	.99	5. Kevin Dubler (2008-06)	.990
7. Ron O'Neil (1989-91)	.211	T6. John Rave (2017-19)	.10	T7. Kevin Dubler (2008-06)	.98	6. Jack Landwehr (2013-17)	.82	7. Ryan Copleland (2007-10)	.8	8. Brian Robinson (2017-18)	.990
8. Seth Von Behren (1997-00)	.205	T6. Mark Dorence (1996-03)	.10	T7. Mark Dorence (1996-03)	.98	7. Ryan Copleland (2007-10)	.72	7. Paul Wagner (1989-89)	.8	7. Zach Ammon (2010-11)	.990
9. Kevin Tokarski (2011-14)	.204	T6. Tony Simmons (1988-91)	.10	9. Ryan Court (2008-11)	.97	8. Kyle Zaleski (2001-04)	.70	7. Paul O'Malley (1992-94)	.8	8. Chad Hinshaw (2010-13)	.989
T10. Sean Bessey (2013-16)	.203	T10. Scott Lofthry (1989-91)	.9	10. Matt Bot (2004-07)	.92	8. Dan Sore (2006-08)	.68	7. Jim O'Neill (1975-77)	.7	8. Kyle O'Brien (2004-07)	.986
T10. Ryan Dunchon (1997-00)	.203	T10. Frank Mustari (1985-87)	.9	T10. Mike Stawsky (2006-09)	.9	10. Jason Pearson (1995-98)	.64	7. Cory Tasche (1989-92)	.6	10. Mike Holtenbeck (2011-14)	.986
At-Bats		Home Runs		Hit-by-Pitch		Earned Run Average (100 IP min.)		Saves		Putouts	
1. Tony Simmons (1987-91)	.868	1. Ryan Dunchon (1997-00)	.58	1. Jay Molina (2003-06)	.65	1. Paul Sperry (1969-70)	.141	1. Kenny Long (2008-12)	.28	1. Seth Von Behren (1997-00)	.1126
2. Matt Bot (2004-07)	.812	2. Brad James (1991)	.51	2. Buzz Capra (1988-91)	.158	2. Buzz Capra (1988-91)	.158	2. Paul Povich (1992-95)	.1007	2. Paul Povich (1992-95)	.1007
3. Seth Von Behren (1997-00)	.810	3. Frank Mustari (1985-87)	.41	3. Mike Stawsky (2006-09)	.29	3. Mark Hober (1975-78)	.209	3. Jacob Shomo (2017-20)	.11	3. Matt Miral (2012-14)	.1035
4. Matt Bot (2004-07)	.799	4. Brad James (1991)	.34	5. Jim Pate (1994-97)	.47	4. Mike Mackie (1975-78)	.209	4. Jeremy Rhoades (2012-14)	.10	4. Todd Schroeder (1989-91)	.1031
5. Daniel Dwyer (2013-16)	.778	5. Mike Prior (1983-85)	.26	6. Seth Von Behren (1997-00)	.23	5. Bob Husman (1969-71)	.23	5. Tim Hallinan (1977-79)	.07	5. Todd Resner (1982-85)	.988
6. Chad Hinshaw (2010-13)	.776	5. Jeff Allen (1996-98)	.28	7. Anthony Ruffolo (2007-10)	.22	6. Dan Savas (2011-14)	.248	6. Bill Babich (1993-95)	.09	6. Kyle O'Brien (2004-07)	.903
7. Jason Sands (1996-99)	.769	7. Matt Gainer (1992-95)	.26	7. Jeff Duffell (1998-01)	.22	7. Dave Oyd (1973-75)	.245	7. Jack Landwehr (2013-17)	.8	7. Zach Ammon (2010-11)	.981
8. Mark Dorence (1996-99)	.761	16. Mike Saucers (2000-02)	.26	T6. Nate Whitney (2004-07)	.20	8. Kenny Long (2008-12)	.250	8. Jason Pearson (1995-98)	.7	8. Dave Myers (1986-89)	.989
9. Jared Duffell (1999-01)	.740	8. Scott Lofthry (1989-91)	.25	T10. Tony Berra (1991-93)	.21	9. Josh O'Neil (1993-95)	.259	7. Ryan Copleland (2007-10)	.7	9. Greg Stearns (2012-14)	.957
10. Mike Holtenbeck (2013-16)	.727	9. Scott Lofthry (1989-91)	.25	T10. Tony Berra (1991-93)	.21	10. Jim O'Neil (1975-77)	.263	10. Fire players (2017-19)	.6	10. Kyle Stanton (2004-05)	.938
		18. Jeremy Pickett (2004-07)	.25	T10. Jeremy Casarez (2007-01)	.21						
Runs		Runs Batted In		On-Base Percentage		Wins		Innings Pitched		Assists	
1. Kevin Tokarski (2008-12)	.207	1. Ryan Dunchon (1997-00)	.210	1. Ryan Dunchon (1997-00)	.475	1. Corey Mannes (2008-11)	.24	1. Ryan Copleland (2007-10)	.334.0	1. Mark Dorence (1996-98)	.680
2. Seth Von Behren (1997-00)	.184	2. Seth Von Behren (1997-00)	.184	2. Dan Freed (1985-88)	.474	2. Dan Freed (1985-88)	.22	2. Todd Kerk (1993-96)	.328.0	2. Kevin Tokarski (1987-91)	.533
3. Chad Hinshaw (2010-13)	.180	2. Brad James (1989-91)	.167	2. Todd Schroeder (1989-92)	.465	3. Dan Savas (2011-14)	.21	3. Dan Freed (1985-88)	.312.0	3. Brett Kay (2010-13)	.528
4. Tony Simmons (1988-91)	.177	3. Seth Von Behren (1997-00)	.158	3. Jason Pearson (1995-98)	.448	3. Doug Boehm (1982-85)	.20	4. Brian Mannes (2008-11)	.297.0	4. Kevin Tokarski (2008-12)	.527
5. Ryan Dunchon (1997-00)	.176	4. Frank Mustari (1985-87)	.148	4. Jeff Allen (1996-98)	.447	4. Brad Sorkin (2010-13)	.20	5. Brian Forsythe (1997-00)	.303.0	5. Greg Motta (1982-86)	.506
6. John Loran (1984-88)	.169	5. Mike Holtenbeck (2011-14)	.148	5. Kevin Tokarski (2008-12)	.446	5. Brian Forsythe (1997-00)	.20	6. Mike Holtenbeck (2011-14)	.291.0	6. Todd Mitchell (1987-89)	.493
7. Matt Bot (2004-07)	.160	6. Mike Saucers (2000-02)	.142	6. Paul Duling (2015-15)	.427	5. Mark Hober (1975-78)	.207	7. Brad Sorkin (2010-13)	.291.0	7. Mark Aguirre (1993-94)	.487
8. Jason Sands (1996-99)	.159	7. Jared Duffell (1999-01)	.141	7. Evan Kohl (2010-10)	.422	8. Tony Simmons (2008-08)	.208	8. Dan Savas (2011-14)	.282.0	8. Jeremy Casarez (2007-01)	.432
9. Ryan Dunchon (2013-16)	.150	18. Mike Prior (1983-85)	.137	8. Jared Duffell (1998-01)	.419	9. Eric Eckenshafer (1996-00)	.19	9. Eric Thiesen (2004-08)	.265.0	9. Ron O'Neil (1989-91)	.420
T10. Ryan O'Neil (1997-99)	.150	T10. Ryan O'Neil (1989-91)	.137	9. Andrew Rutledge (2007-01)	.418	10. Bill Evans (1961-64)	.19	10. Josh O'Neil (1993-95)	.260.0	10. Owen Miller (2016-18)	.410
		18. Ted Gideon (1989-01)	.137	10. Ryan Court (2008-11)	.417						
Hits											
1. Tony Simmons (1987-91)	.271										
2. Seth Von Behren (1997-00)	.261										
3. Kevin Tokarski (2008-12)	.252										
4. Ryan Dunchon (1997-00)	.257										
5. Jared Duffell (1998-01)	.256										
6. Owen Miller (2016-18)	.246										
7. Jason Sands (1996-99)	.246										
8. Brad Sorkin (2010-13)	.242										
9. Matt Bot (2004-07)	.239										
10. Daniel Dwyer (2013-16)	.219										
* Records in bold red italics indicate an active player.											



1 Kyle Soberano

5-8 / 170 / L/R / 6- SR. / 2B / DALY CITY, CALIF. / SACRED HEART CATHEDRAL / PACIFIC (1ST) / COLLEGE OF THE CANYONS (2ND)

Year	avg	gp-gs	ab	r	h	2b	3b	hr	rbi	tb	slg%	bb	hbp	so	gdp	ob%	sf	sh	sb-att	po	a	e	fld%
2020	.192	9-8	26	0	5	0	0	0	2	5	.192	1	0	6	0	.222	0	1	0-0	14	16	0	1.000
2021	.284	42-30	109	19	31	3	1	2	16	42	.385	16	1	16	3	.381	0	4	1-3	61	79	2	.986
TOTAL	.267	51-38	135	19	36	3	1	2	18	47	.348	17	1	22	3	.353	0	5	1-3	75	95	2	.988

-Daly City, Calif. (by San Fran) was the home of John Madden

-Went to same HS as Joe Cronin, member of Baseball HOF and a former American League president

-College of the Canyons alumni: BAL WR Marquise Brown, TB DE Jason Pierre-Paul, free agent DT Omata Okeke

-U of Pacific alumni: sports agent Scott Boras, SEA HC Pete Carroll



2 JP (Gaw-thee-er) Gauthier

6-2 / 180 / R/R / 1- FR. / INF / DE PERE, WIS. / DE PERE HS

- De Pere has a population of 28,888

- De Pere is best known for being able to sport fish, water ski, and boating



3 Dan (Locker-ee) Laughery

5-11 / 175 / R/R / 2-FR. / OF / ROUND LAKE, ILL. / GRANT COMMUNITY HS

- Round Lake, Ill. has a population of 17,872



4 Adrian Flores

5-9 / 185 / R/R / 3-SO. / C / SANTA CRUZ, CALIF. / CABRILLO COLLEGE

- Santa Cruz, Calif. has a population of 271,957

- Santa Cruz is famous for their beaches and surf culture.

- Trent Dilfer, a former NFL quarterback, was born in Santa Cruz in 1972



5 Luke Cheng

6-0 / 180 / R/R / 2-SO. / INF / OLNEY, MD. / SHERWOOD HS

-Olney, Md. is home of Buffalo Bills WR Stefon Diggs

-Sherwood HS is the alma mater of ESPN's Scott Van Pelt

Year	avg	gp-gs	ab	r	h	2b	3b	hr	rbi	tb	slg%	bb	hbp	so	gdp	ob%	sf	sh	sb-att	po	a	e	fld%
2021	.185	26-22	54	5	10	1	0	0	7	11	.204	6	6	12	1	.324	2	3	3-4	49	47	7	.932
TOTAL	.185	26-22	54	5	10	1	0	0	7	11	.204	6	6	12	1	.324	2	3	3-4	49	47	7	.932



6 Aidan Huggins

5-11 / 195 / R/R / 6- SR. / UTIL/ EDMONTON, ALBERTA / BELLEROSSE COMPOSITE / CISCO CC (1ST) / CLOUD COUNTY CC (2ND)

Year	avg	gp-gs	ab	r	h	2b	3b	hr	rbi	tb	slg%	bb	hbp	so	gdp	ob%	sf	sh	sb-atl	po	a	e	fld%
2019	.246	61-61	207	39	51	8	0	3	27	68	.329	28	1	58	6	.339	0	10	6-7	66	118	8	.958
2020	.327	14-14	49	9	16	0	1	0	7	18	.367	4	3	13	0	.404	1	1	1-1	19	25	0	1.000
2021	.273	54-53	198	34	54	9	2	5	20	82	.414	25	3	53	3	.361	1	5	1-6	63	95	14	.919
TOTAL	.267	129-128	454	82	121	17	3	8	54	168	.370	57	7	124	9	.356	2	16	8-14	148	238	22	.946

-Edmonton is home to 930k and is the sister city of Nashville.
 -Cisco CC is in Cisco, Texas
 -Cloud County CC is in Concordia, Kan. and proudced Oakland A's Jake Diekman (an Indiana State alum) ... team-mate Kayden Beauregard also went to Cloud County



8 Matt Darr

6-1 / 205 / R/R / 3 - SO. / OF / NORCO, CALIF. / NORCO HS / RIVERSIDE CC / FULLERTON COLLEGE

- Norco, Calif. has a population of 26,230
 - Norco Is nicknamed "Horsetown USA" due to the horse trails throughout town.
 - Norco was named after the North Corona Land Company.



10 Josh Blount (like count)

5-11 / 195 / L/L / 1-FR. / OF / WEST DE PERE, WIS. / WEST DE PERE HS

- De Pere has a population of 28,888
 - De Pere is best known for being able to sport fish, water ski, and boating
 -West De Pere HS is ranked as the #1 school in the Green Bay area.



11 JT (Sock-uh-love) Sokolove

5-11 / 175 / R/R / 1-FR. / INF / HUDSONVILLE, MICH. / HUDSONVILLE HS

-Hudsonville, Mich. has a population of 7,348
 - Hudsonville is nicknamed "Salad bowl City" because of their diverse crops.
 - Home to Hudsonville Ice cream



14 Kayden Beauregard

6-1 / 200 / R/R / 3-SO. / C / ABBOTSFORD, B.C. / CLOUD COUNTY CC

- Abbotsford has a population of 141,397
 - Abootsford is the berry capital of Canada
 - Abbotsford is named after Harry Braithwaite Abbott.



15 Connor Olson

6-0 / 205 / L/R / 4 - JR. / OF / WHEATON, ILL. / WHEATON NORTH HS / WABASH CC

- Wheaton has a population of 53,970
- Wheaton, Ill is home to Dennis Dugan, who directed Big Daddy, Happy Gilmore, Jack and Jill, and more.
- Wheaton North HS is the same HS as teammate Tyler Woltman.



17 Greg Nichols

6-2 / 185 / S/R / 3 - SO. / INF / ROSEVILLE, CALIF. / OAKMONT HS / SACRAMENTO CITY COLLEGE

- Roseville, Ill. Population of 149,792
- Roseville in the biggest city in Placer County, California.
- Roseville, California is home to Andrew Susac, a free agent catcher in the MLB.



18 Jonathan Sabotnik

6-1 / 206 / L/R / 2-FR. / OF / CROWN POINT, IND. / CROWN POINT HS

- Crown Point is home to current Cleveland Indians pitcher Zach Plesac.
- CPHS enrolls 2,875 students.
- Former pitcher Dan Plesac went to CPHS, as well as former Michigan and Indiana basketball player Spike Albrecht.



19 Tyler Woltman

5-9 / 165 / R/R / 2-FR. / C / WHEATON, ILL. / WHEATON NORTH HS

- Wheaton has a population of 53,970
- Wheaton, Ill is home to Dennis Dugan, who directed Big Daddy, Happy Gilmore, Jack and Jill, and more.
- Wheaton North HS is the same HS as teammate Connor Olson.



21 Ryan Cermak (sir-mack)

6-1 / 205 / R/R / 3 - SO. / OF/RHP / RIVERSIDE, ILL. / RIVERSIDE-BROOKFIELD HS

Year	avg	gp-gs	ab	r	h	2b	3b	hr	rbi	tb	slg%	bb	hbp	so	gdp	ob%	sf	sh	sb-at	po	a	e	fld%
2020	.208	13-13	48	7	10	3	0	2	7	19	.396	2	4	19	0	.296	0	0	0-1	6	22	6	.824
2021	.284	55-53	190	32	54	10	4	11	40	105	.553	18	3	54	5	.349	4	0	3-5	124	11	3	.978
TOTAL	.269	68-66	238	39	64	13	4	13	47	124	.521	20	7	73	5	.338	4	0	3-6	130	33	9	.948

has not pitched yet in career

-Riverside, Ill. has a population of 8,500 and is located just 2 miles west of Chicago's city limits.
 -Cermak is **NOT related** to former mayor of Chicago Anton Cermak **OR** former Arizona State and Houston Astro infield draftee Jeff Cermak.
HOWEVER, Ryan's dad's name is also Jeff, who played at Triton College. Ryan, Ryan's dad Jeff, and Arizona State Jeff Cermak **ALL went to Riverside-Brookfield HS**



23 Nick Gile (Guy-ul)

6-0 / 210 / R/R / 5 - SR. / INF / MENOMONEE FALLS, WIS. / MENOMONEE FALLS HS / MADISON COLLEGE / CREIGHTON

Creighton	GS	AB	R	H	RBI	2B	3B	HR	BB
2020	10	37	0	9	2	0	0	0	4

Year	avg	gp-gs	ab	r	h	2b	3b	hr	rbi	tb	slg%	bb	hbp	so	gdp	ob%	sf	sh	sb-at	po	a	e	fld%
2021	.206	48-44	155	19	32	10	0	1	10	45	.290	10	5	22	0	.276	0	1	2-3	40	85	11	.919
TOTAL	.206	48-44	155	19	32	10	0	1	10	45	.290	10	5	22	0	.276	0	1	2-3	40	85	11	.919

-Menomonee Falls, Wis. has a population of 38K and is located in the greater Milwaukee area and is home to former MLB catcher Bob Uecker, who has been broadcasting for the Milwaukee Brewers since 1971.
 -Madison College is in Madison, Wis. and one of the largest of the 16 schools in the Wisconsin Technical College System, which serves 34K students.
 -Recruited out of Madison College by Coach Holm, but Gile went to Creighton before electing to transfer to ISU.



27 Jake McCaw (muh-caw)

6-3 / 210 / L/R / 5 - JR. / 1B / BLOOMINGTON, ILL. / NORMAL COMMUNITY HS

Year	avg	gp-gs	ab	r	h	2b	3b	hr	rbi	tb	slg%	bb	hbp	so	gdp	ob%	sf	sh	sb-at	po	a	e	fld%
2018	.222	17-15	54	7	12	4	0	0	6	16	.296	9	2	23	1	.348	1	0	0-0	84	12	3	.970
2020	.268	14-12	41	6	11	2	1	2	8	21	.512	2	2	12	0	.313	3	0	0-2	81	2	1	.988
2021	.367	52-48	180	30	66	14	1	3	27	91	.506	16	5	43	3	.424	4	0	2-2	317	23	7	.980
TOTAL	.324	83-75	275	43	89	20	2	5	41	128	.465	27	9	78	4	.392	8	0	2-4	482	37	11	.979

-Bloomington, Ill. has a population of 77K.
 -Bloomington borders Normal, the home of Illinois State. Bloomington and Normal are considered sister cities.
 -Bloomington is the headquarters for State Farm.



22 Justin Schubert (shoe-burt)

- Redlands has a population of 71,707
- Boston Red Sox pitcher, Matt Andriese, was born in Redlands, California.
- Redlands, California got its name because of the red colored soil there.

6-2 / 195 / R/R / 4 - SO. / RHP / REDLANDS, CALIF. / REDLAND HS / NEW MEXICO STATE / RIVERSIDE CC / FULLERTON COLLEGE



24 Chase Gockel (go-kuhl)

- Worden, Ill. has a population of 1,044
- Near Edwardsville, Ill which serves as the headquarters for Prairie Farms Dairy.

6-2 / 195 / R/R / 4 - JR. / RHP / WORDEN, ILL. / EDWARDSVILLE HS / PARKLAND COLLEGE / CHARLESTON SOUTHERN

Charleston So.	G	IP	H	R	ER	BB	SO	WP	W	L
2021 stats	6	4.0	4	8	6	9	8	6	0	1



25 Nate Davis

- Manhattan has a population of 8,754 and is located 50 miles SW of Chicago.

5-9 / 185 / L/L / 4 - JR. / MANHATTAN, ILL. / LINCOLN-WAY CENTRAL HS / TRITON COLLEGE / UIC

UIC Stats from 2021

	ERA	W	L	APP	GS	CG	SHO	SV	IP	H	R	ER	BB	SO	2B	3B	HR	BF	BAVG	WP	HBP
Total	8.25	2	1	9	0	0	0	0	12	18	11	11	8	11	6	0	1	64	.340	2	2



26 Zach Holcomb

- Ovideo, Fla. has a population of 40,370
- Home to the newest Major League Soccer team, The Orlando City Soccer Club
- Home to Blake Bortles, former NFL quarterback

5-10 / 180 / L/L / 3 - FR. / OVIDEO, FLA. / TRINITY PREP HS / PITTSBURGH

No stats at Pittsburgh - COVID RS + traditional RS



28 Jordan Lussier (loo-see-ay)

- Winnipeg is the capital and largest city in Manitoba.
- Okotoks is a baseball academy that was originally born in Calgary in 1996.
- Chandler-Gilbert CC is located in Chandler, Ariz.
- Former MLB OF Andre Ethier attended Chandler-Gilbert CC.

6-2 / 200 / R/R / 3 - SO. / RHP / OKTOKS DAWGS ACADEMY / WINNIPEG, MANITOBA / CHANDLER-GIBERT CC

Year	era	w-l	app	gs	cg	sho	sv	ip	h	r	er	bb	so	2b	3b	hr	bf	bavg	wp	hbp	bk	sfa	sha
2021	4.36	6-3	15	14	1	0/1	0	74.1	71	38	36	30	67	10	3	10	324	.253	5	5	1	4	4
TOTAL	4.36	6-3	15	14	1	0/1	0	74.1	71	38	36	30	67	10	3	10	324	.253	5	5	1	4	4



29 Graham Brunner (brew-ner)

6-2 / 225 / L/L / 4-JR. / LHP / OKTOKS DAWGS ACADEMY / SHERWOOD PARK, ALBERTA / CROWDER COLLEGE / BARTON CC

- Sherwood Park has a population of 71,332
- Sherwood Park is considered Alberta's seventh-largest city.



30 Garrett Witcher

6-4 / 215 / R/R / 5 - JR. / RHP / LAMPASAS, TEXAS / LAMPASAS HS / UTEXAS RGV / CISCO CC / SOUTHEAST CC

- Lampasas, Texas is located in central Texas and has a population of 8k
- UT Rio Grande Valley has an enrollment of 30k over multiple campuses.
- Cisco CC is in Cisco, Texas and has an enrollment of 4,800. Their nickname is the Wranglers.
- Southeast CC is in Lincoln, Neb. and enrolls 9k students.
- Southeast CC was attended by current University of Oregon men's basketball head coach Dana Altman.

Year	era	w-l	app	qs	cq	sho	sv	ip	h	r	er	bb	so	2b	3b	hr	bf	bavg	wp	hbp	bk	sfa	sha
2021	9.24	0-0	11	0	0	0/0	0	12.2	15	16	13	10	10	3	0	2	67	.300	0	5	1	1	1
TOTAL	9.24	0-0	11	0	0	0/0	0	12.2	15	16	13	10	10	3	0	2	67	.300	0	5	1	1	1



31 Keegan Gagliardo

5-10 / 185 / L/L / 3 - SO. / LHP / COAL CITY, ILL. / COAL CITY HS / LINCOLN TRAIL JC

- Coal City, Ill. has a population of 5,309
- Was named "Coal City" due to the coal mines and large coal reserves.



32 Trey Krause

6-0 / 185 / L/L / 3 - FR. / LHP / BURLINGTON, WIS. / BURLINGTON HS

- Burlington, Wis. has a population of 10,956
- Burlington is known as the "Chocolate City" in Wisconsin
- Tony Romo, attended Burlington High School



33 Cameron Mabee (Maybe)

6-3 / 225 / R/R / 3 - SO. / RHP / TEMECULA, CALIF. / GREAT OAK HS / CAL POLY POMONA

- Temecula, Calif. has a population of 115K and is considered to be part of the greater Los Angeles area.
- Cal Poly Pomona is located in Pomona, Calif.
- CPP's nickname is currently the Broncos but used to be the Voorhis Vikings

Year	era	w-l	app	qs	cq	sho	sv	ip	h	r	er	bb	so	2b	3b	hr	bf	bavg	wp	hbp	bk	sfa	sha
2021	9.22	1-4	13	5	0	0/0	0	27.1	46	30	28	10	19	14	1	4	132	.383	0	0	0	1	1
TOTAL	9.22	1-4	13	5	0	0/0	0	27.1	46	30	28	10	19	14	1	4	132	.383	0	0	0	1	1



34 Jared Hart

6-0 / 185 / L/L / 4 - JR. / LHP / CEDAR PARK, TEXAS / VISTA RIDGE HS / WABASH VALLEY JC

Year	avg	gp-gs	ab	r	h	2b	3b	hr	rbi	tb	slg%	bb	hbp	so	gdp	ob%	sf	sh	sb-atl	po	a	e	fld%
2021	.185	26-22	54	5	10	1	0	0	7	11	.204	6	6	12	1	.324	2	3	3-4	49	47	7	.932
TOTAL	.185	26-22	54	5	10	1	0	0	7	11	.204	6	6	12	1	.324	2	3	3-4	49	47	7	.932

• Cedar Park, Texas is a suburb of Austin and has a population of 80k.



35 Colin Wyman (Why-min)

6-3 / 215 / R/R / 5 - SR. / RHP / PLUGERVILLE, TEXAS / HENDRICKSON HS / NAVARRO COLLEGE

Year	avg	gp-gs	ab	r	h	2b	3b	hr	rbi	tb	slg%	bb	hbp	so	gdp	ob%	sf	sh	sb-atl	po	a	e	fld%
2020	.192	9-8	26	0	5	0	0	0	2	5	.192	1	0	6	0	.222	0	1	0-0	14	16	0	1.000
2021	.284	42-30	109	19	31	3	1	2	16	42	.385	16	1	16	3	.381	0	4	1-3	61	79	2	.986
TOTAL	.267	51-38	135	19	36	3	1	2	18	47	.348	17	1	22	3	.353	0	5	1-3	75	95	2	.988

- Pflugerville, Texas is a suburb of Austin with a population of 65k.
- Pflugerville is the home of former Oklahoma RB and current Cincinnati Bengal Samaje Perine.
- Perine also attended Wyman's HS, Hendrickson HS.



36 Connor Peplow

6-1 / 166 / R/R / RHP / 5 - SR. / PLAINFIELD, ILL. / PLAINFIELD NORTH HS

Year	era	w-l	app	qs	cq	sho	sv	ip	h	r	er	bb	so	2b	3b	hr	bf	bavg	wp	hbp	bk	sfa	sha
2018	14.46	1-1	11	0	0	0/0	0	9.1	18	17	15	7	3	5	0	1	58	.409	3	6	3	1	0
2019	4.76	1-0	13	0	0	0/1	0	11.1	10	6	6	11	12	2	0	0	59	.244	4	5	0	2	0
2020	1.04	1-0	4	0	0	0/0	0	8.2	14	2	1	3	3	1	0	0	41	.378	1	0	1	1	0
2021	33.75	0-0	3	0	0	0/0	0	1.1	2	5	5	5	1	0	0	0	12	.400	1	1	0	0	1
TOTAL	7.92	3-1	31	0	0	0/1	0	30.2	44	30	27	26	19	8	0	1	170	.346	9	12	4	4	1

- Plainfield, Ill. has a population of 44K and is located between Naperville and Joliet, Ill.
- Plainfield North HS enrolls 2,328 students and is the HS of Super Bowl 50 champion Kapri Bibbs (with Denver Broncos)



37 Justin Foy

6-4 / 210 / R/R / RHP / 5 - JR. / TAYLOR RIDGE, ILL. / ROCKRIDGE HS / WESTERN ILLINOIS

Western Illinois stats (WIU redshirt in 2021)

	ERA	W	L	APP	GS	CQ	SHO	SV	IP	H	R	ER	BB	SO	2B	3B	HR
2018	25.07	0	0	7	0	0	0	0	4.2	10	13	13	13	7	4	0	0
2019	5.17	0	5	18	7	0	0	1	38.1	32	30	22	51	46	6	1	4
2020	0.00	0	0	1	0	0	0	0	1.0	1	0	0	0	1	0	0	0
Total	7.16	0	5	26	7	0	0	1	44	43	43	35	64	54	10	1	4

- Taylor Ridge, Ill. has a population of 2,154
- Herbert Bryan, a former catcher for the New York Yankees, was born in Taylor Ridge, Ill.



38 Mason Burns

6-3 / 203 / R/R / RHP / 2 - SO. / BLOOMINGTON, ILL. / NORMAL COMMUNITY HS

Year	era	w-l	app	qs	cq	sho	sv	ip	h	r	er	bb	so	2b	3b	hr	bf	bavg	wp	hbp	bk	sfa	sha
2021	9.82	1-0	4	0	0	0/0	0	3.2	2	4	4	6	8	0	0	0	19	.154	1	0	1	0	0
TOTAL	9.82	1-0	4	0	0	0/0	0	3.2	2	4	4	6	8	0	0	0	19	.154	1	0	1	0	0

- Bloomington, Ill. has a population of 77K.
- Bloomington borders, Normal, the home of Illinois State, Bloomington and Normal are considered sister cities.
- Bloomington is the headquarters for State Farm.



39 Will Roguske (Row-guh-ski)

- Belgrade, Minn. is located in central Minnesota and has a population of 779.
- Belgrade shares its name with the capital of Serbia.

6-1 / 195 / R/R / RHP / BELGRADE, MINN. / NEW LONDON-SPICER HS



40 Erik (Koo-buh-tao-itiz) Kubiatoiwicz

- Oakdale, Minn. is a suburb of Saint Paul and has a population of 28K.
- North HS is located in North St. Paul, Minn. and has an enrollment of 1,800.
- North HS was founded in 1905 and was forced to expand five times due to growing enrollment.

6-3 / 240 / R/R / 3 - SO. / RHP / OAKDALE, MINN. / NORTH HS

Year	era	w-l	app	qs	cq	sho	sv	ip	h	r	er	bb	so	2b	3b	hr	bf	bavg	wp	hbp	bk	sfa	sha
2020	3.00	0-1	7	0	0	0/0	2	9.0	7	3	3	2	5	2	0	0	34	.241	0	0	0	1	2
2021	6.75	1-3	23	0	0	0/0	3	25.1	30	25	19	16	28	7	1	3	123	.294	5	2	0	1	2
TOTAL	5.77	1-4	30	0	0	0/0	5	34.1	37	28	22	18	33	9	1	3	157	.282	5	2	0	2	4



41 Kolton (Sure-ben-ski) Scherbenske

- Rapid City, S. D. has a population of 80,169
- Rapid City has a large section of the Berlin Wall where you can visit.
- Rapid City is 35 miles away from Mount Rushmore

6-2 / 210 / R/R / 4-JR. / RHP / RAPID CITY, S.D. / ST. THOMAS MORE HS / DES MOINES AREA CC / CHARLOTTE

	G	IP	H	R	ER	BB	SO	WP	W	L
Charlotte 2021 stats	12	12.0	11	13	13	12	16	2	0	0



42 MacCallan (Muh-cal-in) Conklin

- Daly City, Calif. (by San Fran) was the home of John Madden
- Went to same HS as Joe Cronin, member of Baseball HOF and a former American League president
- College of the Canyons alumni: BAL WR Marquise Brown, TB DE Jason Pierre-Paul, free agent DT Domata Peko
- U of Pacific alumni: sports agent Scott Boras, SEA HC Pete Carroll

6-1 / 190 / R/R / 1 - FR. / RHP/OF / NORMAL, ILL. / UNIVERSITY HS



43 Sean Sinisko (sin-iss-ko)

- Geneva, Ill. is a western Chicago suburb with a population of 22k.
- Geneva HS enrolls 1,878 students with a nickname of the Vikings.

6-5 / 230 / L/L / 4-SO. / LHP / GENEVA, ILL. / GENEVA HS

Year	era	w-l	app	qs	cq	sho	sv	ip	h	r	er	bb	so	2b	3b	hr	bf	bavg	wp	hbp	bk	sfa	sha
2020	3.80	1-1	4	4	0	0/0	0	21.1	25	9	9	2	15	9	0	5	89	.298	2	1	0	1	1
2021	4.44	5-5	13	13	2	0/0	0	71.0	79	44	35	21	52	19	4	7	309	.281	5	3	0	2	2
TOTAL	4.29	6-6	17	17	2	0/0	0	92.1	104	53	44	23	67	28	4	12	398	.285	7	4	0	3	3



45 Chase (Floor-in-dean) Florendine

Lethbridge, Alberta has a population of 101,482 and is considered the commercial, financial, transportation, and industrial center of southern Alberta.

- 16% of Lethbridge's land is designated as parkland.
- Vauxhall Academy is a baseball academy in Vauxhall, Alberta that has been around since the 1920s.

• Had originally committed to Cal State Northridge

6-2 / 195 / R/R / 3 - FR. / RHP / LETHBRIDGE, ALBERTA / VAUXHALL ACADEMY



50 Ryan Weaver

- Cary, Ill. has a population of 18,529
- The first ever drive-thru only Burger King was built in 2016 in Cary, Ill.
- Quinn Priester, a pitcher for the Pittsburgh Pirates, went to Cary Grove High School

6-2 / 195 / L/R / 1-FR. / LHP / CARY, ILL. / CARY-GROVE HS



51 Derek Salata (suh-la-tuh)

- Westchester, Ill. is a suburb of Chicago and has a population of 16k.
- Westchester is the home of former Illinois State WR and current New Orleans Saint Cameron Meredith and New York Giants DB Julian Love.
- Nazareth Academy is in LaGrange Park, Ill.
- Nazareth Academy was founded in 1900.
- NYG DB Julian Love also went to Nazareth Academy.

6-3 / 210 / R/R / 4 - JR. / RHP / WESTCHESTER, ILL. / NAZARETH ACADEMY

Year	era	w-l	app	qs	cq	sho	sv	ip	h	r	er	bb	so	2b	3b	hr	bf	bavg	wp	hbp	bk	sfa	sha
2019	11.12	0-0	5	0	0	0/1	0	5.2	8	7	7	4	4	1	1	0	31	.308	2	1	0	0	0
2020	0.00	2-0	6	0	0	0/0	1	10.1	7	0	0	1	11	0	0	0	39	.184	0	0	0	0	0
2021	4.95	2-4	26	0	0	0/1	6	36.1	39	26	20	11	31	7	1	4	162	.283	2	5	1	1	7
TOTAL	4.64	4-4	37	0	0	0/2	7	52.1	54	33	27	16	46	8	2	4	232	.267	4	6	1	1	7

I'M CONFUSED. WHAT IS SCORIGAMI?

Scorigami is a scoring combination that has never happened before. The term was coined by SB Nation sportswriter Jon Bois in 2016 and is generally associated with NFL football. Entering the 2021 season, there have been 1,066 unique scores (scorigamis) in NFL history.

REDBIRD BASEBALL SCORIGAMI TRENDS

- ◆ The most common score is shared by 4-3 (95 occurrences) and 5-4 (95 occurrences).
- ◆ The six most common scores (4-3, 5-4, 2-1, 3-2, 7-6, and 6-5) are one-run games.
- ◆ Illinois State has a winning record when scoring five runs or more but has a losing record when scoring four runs or less. When allowing four runs or less, ISU has a winning record. The program has a losing record when allowing five runs or more.
- ◆ Four runs scored (274 occurrences) is the most common for ISU, as is four runs allowed (285 occurrences)
- ◆ 14,663 runs scored, 14,121 runs allowed in 2,504 games in 50 seasons as a DIVISION 1 PROGRAM for an all-time record of 1272-1222-10 (entering 2/18/2022)

TOP ISU RESULTS

Times	ISU	OPP	Most Recent
50	3	4	5/21/2021 at Bradley
50	4	5	3/1/2019 at Murray State
45	4	3	5/15/2021 vs Missouri State
45	5	4	3/16/2019 vs Central Michigan
44	2	1	3/9/2021 vs Western Illinois
40	6	7	5/2/2021 at Valparaiso
36	1	2	5/16/2021 vs Missouri State
36	2	3	4/30/2021 at Valparaiso
35	3	2	3/9/2018 at Washington
33	5	6	5/27/2021 N Valpo
32	6	5	3/31/2018 vs Southern Illinois
29	4	1	3/7/2020 at Jacksonville
29	7	6	4/9/2019 vs Illinois
28	5	3	4/13/2019 vs Missouri State
27	3	6	5/8/2021 at Dallas Baptist
26	3	1	5/15/2021 vs Missouri State
26	2	4	4/9/2021 vs 25 Indiana State
25	6	3	4/24/2021 vs Evansville
24	1	3	5/22/2021 at Bradley
24	4	2	5/14/2021 vs Missouri State
23	2	5	5/26/2021 N Indiana State

324 unique ISU results
(win, loss counted as separate)

ALL 324 UNIQUE ISU RESULTS

0-1	0-8	3-8	11-2	1-15	17-0	18-1	10-12	7-18	12-17
1-0	1-7	4-7	12-1	2-14	1-17	3-17	12-10	11-14	14-15
0-2	2-6	5-6	13-0	3-13	2-16	5-15	13-9	12-13	15-14
2-0	3-5	6-5	0-14	4-12	3-15	8-12	14-8	14-11	17-12
0-3	4-4	7-4	1-13	5-11	4-14	9-11	16-6	16-9	18-11
1-2	5-3	8-3	2-12	6-10	5-13	11-9	17-5	17-8	10-20
2-1	6-2	9-2	3-11	7-9	6-12	13-7	18-4	18-7	11-19
3-0	7-1	10-1	4-9	8-7	7-11	14-6	19-3	22-3	13-17
0-4	8-0	11-0	5-9	9-7	8-10	15-5	5-18	5-21	14-16
1-3	0-9	0-12	6-8	10-6	10-8	16-4	6-17	8-18	28-2
3-1	1-8	1-11	7-7	11-5	11-7	17-3	8-15	10-16	5-26
4-0	2-7	2-10	8-6	12-4	12-6	18-2	9-14	12-14	7-24
0-5	3-6	3-9	9-5	13-3	13-5	19-1	10-13	14-12	14-17
1-4	4-5	4-8	10-4	14-2	14-4	4-17	11-12	18-8	15-16
2-3	5-4	5-7	11-3	15-1	15-3	6-15	12-11	22-4	16-15
3-2	6-3	6-6	12-2	16-0	16-2	7-14	13-10	10-17	5-27
4-1	7-2	7-5	13-1	0-17	17-1	8-13	15-8	11-16	17-15
5-0	8-1	8-4	0-15	1-16	2-17	9-12	16-7	12-15	18-14
0-6	9-0	9-3	1-14	2-15	3-16	10-11	17-6	14-13	8-26
1-5	0-10	10-2	2-13	3-14	4-15	11-10	15-9	17-10	11-21
2-4	1-9	11-1	3-12	4-13	5-14	12-9	7-17	19-8	18-17
3-3	2-8	12-0	4-11	5-12	6-13	13-8	8-16	5-23	22-13
4-2	3-7	0-13	5-10	6-11	7-12	15-6	10-14	6-22	29-8
5-1	4-6	1-12	6-9	7-10	8-11	16-5	11-13	8-20	27-11
6-0	5-5	2-11	7-8	8-9	9-10	17-4	13-11	9-19	29-9
0-7	6-4	3-10	8-7	9-8	10-9	18-3	14-10	11-17	17-30
1-6	7-3	4-9	9-6	10-7	11-8	2-20	16-8	15-13	34-13
2-5	8-2	5-8	10-5	11-6	12-7	4-18	17-7	16-12	
3-4	9-1	6-7	11-4	12-5	13-6	5-17	18-6	18-10	
4-3	10-0	7-6	12-3	13-4	14-5	6-16	20-4	23-5	
5-2	0-11	8-5	13-2	14-3	15-4	7-15	21-3	3-26	
6-1	1-10	9-4	14-1	15-2	16-3	8-14	23-1	8-21	
7-0	2-9	10-3	15-0	16-1	17-2	9-13	6-19	9-20	

TOP GAME RESULTS

Times	The Score	Most Recent
95	4 3	5/21/2021 at Bradley
95	5 4	3/16/2019 vs Central Michigan
80	2 1	5/16/2021 vs Missouri State
71	3 2	4/30/2021 at Valparaiso
69	7 6	5/2/2021 at Valparaiso
55	6 5	5/27/2021 N Valpo
52	6 3	5/8/2021 at Dallas Baptist
50	3 1	5/22/2021 at Bradley
50	4 2	5/14/2021 vs Missouri State
48	4 1	3/7/2020 at Jacksonville
48	5 3	4/13/2019 vs Missouri State
44	8 2	2/27/2021 at 17 Oklahoma State
43	5 2	5/26/2021 N Indiana State
43	6 4	5/20/2021 at Bradley
42	8 7	4/24/2021 vs Evansville
39	5 1	3/6/2021 at SEMO
39	9 4	4/6/2018 vs Dallas Baptist
37	1 0	5/10/2019 at Bradley
37	7 2	5/12/2019 at Bradley
36	7 3	3/31/2019 at Creighton
36	7 5	2/22/2020 at 22 Oklahoma

198 unique scores
(regardless of win/loss)

ALL 198 UNIQUE SCORES

<-----Organized by total runs scored (ISU first)

Organized by total runs scored

1-0									
2-0	5-5								
2-1	6-4								
3-0	7-3	7-7	16-0	16-3	23-1	18-7	20-9		
3-1	8-2	8-6	9-8	17-2	13-12	19-6	21-8		
4-0	9-1	9-5	10-7	18-1	14-11	22-3	26-3		
3-2	10-0	10-4	11-6	11-9	16-9	14-12	16-14		
4-1	6-5	11-3	12-5	12-8	17-8	16-10	17-13		
5-0	7-4	12-2	13-4	13-7	17-5	18-8	19-11		
3-3	8-3	13-1	14-3	14-6	18-4	21-5	20-10		
4-2	9-2	14-0	15-2	15-5	19-3	22-4	28-2		
5-1	10-1	8-7	16-1	16-4	20-2	14-13	16-15		
6-0	11-0	9-6	17-0	17-3	12-11	15-12	17-14		
4-3	6-6	10-5	10-8	18-2	13-10	16-11	24-7		
5-2	7-5	11-4	11-7	19-1	14-9	17-10	26-5		
6-1	8-4	12-3	12-6	11-10	15-8	19-8	17-15		
7-0	9-3	13-2	13-5	12-9	16-7	15-13	18-14		
4-4	10-2	14-1	14-4	13-8	17-6	16-12	27-5		
5-3	11-1	15-0	15-3	14-7	18-5	17-11	23-11		
6-2	12-0	8-8	16-2	15-6	13-11	18-10	26-8		
7-1	7-6	9-7	17-1	16-5	14-10	19-9	18-17		
8-0	8-5	10-6	10-9	17-4	16-8	20-8	22-13		
5-4	9-4	11-5	11-8	18-3	17-7	22-6	29-8		
6-3	10-3	12-4	12-7	12-10	18-6	23-5	27-11		
7-2	11-2	13-3	13-6	13-9	19-5	15-14	29-9		
8-1	12-1	14-2	14-5	14-8	20-4	17-12	30-17		
9-0	13-0	15-1	15-4	15-7	21-3	18-11	34-13		

HOW MANY TIMES HAS...









































ISU Scored (Runs, Record)	ISU Allowed (Runs, Record)
0 - 121 times (0-121)	0 - 155 times (155-0)
1 - 196 times (19-177)	1 - 223 times (205-18)
2 - 255 times (62-193)	2 - 238 times (189-49)
3 - 261 times (79-181-1)	3 - 270 times (194-75-1)
4 - 274 times (116-156-2)	4 - 285 times (173-110-2)
5 - 252 times (128-122-2)	5 - 223 times (100-121-2)
6 - 229 times (125-102-2)	6 - 212 times (91-119-2)
7 - 181 times (125-54-2)	7 - 191 time (56-133-2)
8 - 175 times (118-56-1)	8 - 162 time (43-118-1)
9 - 134 times (115-19)	9 - 141 time (28-113)
10 - 89 times (75-14)	10 - 109 time (16-93)
11 - 78 times (64-14)	11 - 67 times (8-59)
12 - 63 times (58-5)	12 - 54 times (4-50)
13 - 57 times (55-2)	13 - 47 times (6-41)
14 - 36 times (33-3)	14 - 35 times (2-33)
15 - 19 times (18-1)	15 - 26 times (2-24)
16 - 24 times (24-0)	16 - 16 times (0-16)
17 - 23 times (22-1)	17 - 24 time (1-23)
18 - 19 times (1-0)	18 - 6 time (0-6)
19 - 3 times (3-0)	19 - 4 time (0-4)
20 - 2 times (2-0)	20 - 5 time (0-5)
21 - 2 times (2-0)	21 - 2 times (0-2)
22 - 4 times (4-0)	22 - 1 time (0-1)
23 - 2 times (2-0)	23 - 2 times (0-2)
27 - 1 time (1-0)	24 - 1 time (0-1)
28 - 1 time (1-0-0)	26 - 3 times (0-3)
29 - 2 times (2-0)	27 - 1 time (0-1)
34 - 1 time (1-0)	30 - 1 time (0-1)

14,663 runs scored, 14,121 runs allowed in 2,504 games in 50 seasons as a DIVISION 1 PROGRAM for an all-time record of 1272-1222-10 (entering 2/18/2022)

POTENTIAL SCORIGAMIS (31 RUNS OR LESS)

- 18-0 - 19-4 - 23-2 - 18-9 - 25-3 - 28-1 - 30-0
 - 19-0 - 20-3 - 24-1 - 20-7 - 26-2 - 29-1 - 18-13
 - 20-0 - 21-2 - 25-0 - 21-6 - 27-1 - 18-12 - 19-12
 - 19-2 - 22-1 - 15-11 - 22-5 - 28-0 - 21-9 - 20-11
 - 20-1 - 23-0 - 17-9 - 23-4 - 16-13 - 22-8 - 21-10
 - 21-0 - 15-9 - 19-7 - 24-3 - 19-10 - 23-7 - 22-9
 - 21-1 - 22-2 - 20-6 - 25-2 - 22-7 - 24-6 - 23-8
 - 22-0 - 24-0 - 23-3 - 26-1 - 23-6 - 25-5 - 25-6
 - 21-0 - 15-10 - 24-2 - 27-0 - 24-5 - 26-4 - 27-4
 - 21-1 - 20-5 - 25-1 - 21-7 - 25-4 - 27-3 - 28-3
 - 22-0 - 21-4 - 26-0 - 24-4 - 27-2 - 29-1 - 29-2

TELEVISION AND RADIO ROSTER

 #1 Kyle Soberano INF 6-Sr. 5-8 160 L/R Daily City, Calif. College of the Canyons	 #2 JP Gauthier INF 1-Fr. 6-2 180 R/R DePere, Wis. DePere HS	 #3 Daniel Laughery OF 2-Sr. 5-11 175 R/R Round Lake, Ill. Grant Community HS	 #4 Adrian Flores C 3-Sr. 5-9 185 R/R Santa Cruz, CA Cabrillo College	 #5 Luke Cheng INF 2-Sr. 5-11 161 R/R Olney, Md. Sherwood HS	 #6 Aidan Huggins INF 6-Sr. 5-11 195 R/R Edmonton, Alberta Clouth County CC	 #8 Matt Darr OF 3-Sr. 6-1 205 R/R Norco, Calif. Fullerton College	 #10 Josh Blount 1B/OF 1-Fr. 5-11 188 L/L West DePere, Wis. West DePere HS
 #11 JT Sokolove INF 1-Fr. 5-11 175 L/R Hudsonville, Mich. Huronville HS	 #14 Kayden Beauregard C 3-Sr. 6-0 200 R/R Abbotsford, B.C. Clouth County College	 #15 Connor Olson OF 4-Jr. 6-1 205 L/R Wheaton, Ill. Wabash College	 #17 Greg Nichols INF 3-Sr. 6-2 185 S/R Roseville, Calif. Sacramento City College	 #18 Jonathan Sabotnik OF 2-Sr. 6-1 206 L/R Crown Point, Ind. Crown Point HS	 #19 Tyler Woltman C 2-Fr. 5-9 165 R/R Wheaton, Ill. Wheaton North HS	 #21 Ryan Cermak OF 3-Sr. 6-1 205 R/R Riverside, Ill. Riverside-Brookfield HS	 #22 Justin Schubert RHP 4-Sr. 6-4 215 R/R Redlands, Calif. Fullerton College
 #23 Nick Gile INF 5-Sr. 6-0 210 R/R Menomonee Falls, Wis. Creighton	 #24 Chase Gockel RHP 4-Jr. 6-1 195 R/R Worden, Ill. Charleston Southern	 #25 Nate Davis LHP 5-Jr. 5-9 185 L/L Manhattan, Ill. UIUC	 #26 Zach Holcomb OF/1B 2-Fr. 5-10 210 L/L Dviedo, Fla. Pittsburg	 #27 Jake McCaw 1B 5-Jr. 6-3 192 L/R Bloomington, Ill. Normal Community HS	 #28 Jordan Lussier RHP 3-Sr. 6-2 200 R/R Winnipeg, Manitoba Chandler-Gilbert CC	 #29 Graham Brunner LHP 4-Jr. 6-2 225 L/L Sherwood Park, Alberta Barton CC	 #30 Garrett Witcher RHP 4-Sr. 6-4 215 R/R Lampasas, Tex. Southeast CC
 #31 Keegan Gagliardo LHP 3-Sr. 5-10 195 L/L Coal City, Ill. Lincoln Trail JC	 #32 Trey Krause LHP 3-Fr. 6-0 185 L/L Burlington, Wis. Burlington HS	 #33 Cameron Mabae RHP 3-Sr. 6-3 225 R/R Temecula, Calif. Cal Poly Pomona	 #34 Jared Hart LHP 4-Jr. 6-0 185 L/L Cedar Park, Tex. Wabash Valley College	 #35 Colin Wyman RHP 5-Sr. 6-3 215 R/R Pflugerville, Tex. Navarro College	 #36 Connor Peplow RHP 5-Sr. 6-1 165 R/R Plainfield, Ill. Plainfield North HS	 #37 Justin Foy RHP 4-Jr. 6-2 210 R/R Taylor Ridge, Ill. Western Illinois	 #38 Mason Burns RHP 2-Sr. 6-3 203 R/R Bloomington, Ill. Normal Community HS
 #39 Will Roguske RHP 3-Fr. 6-1 195 R/R Belgrade, Minn. New London-Spicer HS	 #40 Erik Kubiawicz RHP 3-Sr. 6-3 225 R/R Oakdale, Minn. North HS	 #41 Kolton Scherbenske RHP 4-Jr. 5-10 195 R/R Rapid City, S.D. Charlotte	 #42 MacCallan Conklin RHP 1-Fr. 6-1 190 R/R Normal, Ill. University HS	 #43 Sean Sinisko LHP 4-Sr. 6-5 230 L/L Geneva, Ill. Geneva HS	 #45 Chase Florendine RHP 3-Fr. 6-2 195 R/R Lethbridge, Alberta Vauxhall Academy	 #50 Ryan Weaver LHP 1-Fr. 6-2 195 L/L Cary Grove, Ill. Cary Grove HS	 #51 Derek Salata RHP 4-Jr. 6-3 210 R/R Westchester, Ill. Nazareth Academy

COACH IN-GAME ROLES

**Mound Visits/
Calling Pitches:**
RD Spiehs

Changes:
Steve Holm

3rd-Base Coach:
Wally Crancer

1st-Base Coach:
Derek Parola

 Steve Holm 3rd-Year Head Coach Oral Roberts 2001	 Wally Crancer 3rd-Year Ast. Head Coach Recruiting Coordinator Georgia Tech 2007	 RD Spiehs 1st-Year Ast. Coach Pitching Nebraska 2009	 Derek Parola 2nd-Year Ast. Coach Illinois State 2018 Played for ISU	 Ryan Henry 3rd-Year Director of Ops Purdue 2019
--	--	---	---	---

PRONUNCIATIONS

- #1 So-bur-ah-no
- #2 Gaw-thee-er
- #3 Lock-er-ee
- #10 Blount (like count)
- #11 Sock-uh-love
- #21 Sir-mack
- #22 Shoe-bert
- #23 Guy-uhl
- #24 Go-kuhl
- #28 Loo-see-ay
- #29 Brew-ner
- #33 Maybe
- #39 Row-guh-ski
- #40 Koo-buh-tao-itiz
- #41 Sure-ben-ski
- #42 Mul-cal-in